PCB SCREW

TERMINAL BLOCK

The product is designed in accordance with IEC 60947, UL1059, CSA C22.2 NO.158 standards.

PCB Screw Terminal Block



AMTEK CONNECTORS MANUFACTURER

5TS500R-300NXXXLB-01

Pitch / Poles : 5.0 mm / 2P~24P
Screw / Torque(Max) : M3 / 0.5N.m

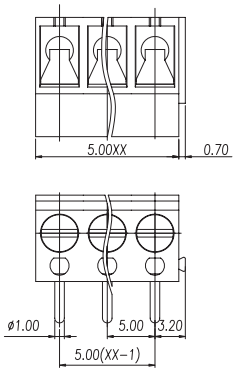



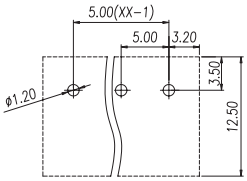

RECOMMENDED PCB LAYOUT
(PCB TOLERANCE ±0.05)

UL/CUL TECHNICAL DATA				
USE GROUP		B	C	D
RATED VOLTAGE [V]		250	-	250
RATED CURRENT [A]		16	-	10
WITHSTANDING VOLTAGE			1.5KV	
WIRE RANGE	SOLID [AWG]		22~14	
	STRANDED [AWG]		22~14	

IEC TECHNICAL DATA				
OVERVOLTAGE CATEGORY		III	III	II
CONTAMINATION CLASS		3	2	2
RATED VOLTAGE [V]		250	400	630
RATED CURRENT [A]		24	24	24
IMPULSE WITHSTAND VOLTAGE [KV]		4	4	4
CONDUCTOR CROSS SECTION	SOLID [mm²]		0.5~2.5	
	FLEXIBLE [mm²]		0.5~2.5	

5TS500S-300NXXXLB-01

Pitch / Poles : 5.0 mm / 2P~24P
Screw / Torque(Max) : M3 / 0.5N.m

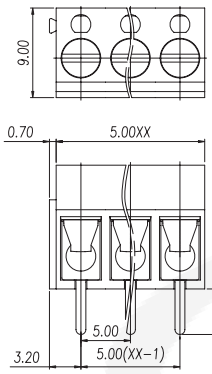



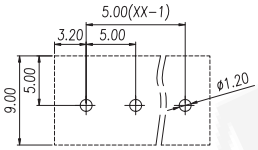

RECOMMENDED PCB LAYOUT
(PCB TOLERANCE ±0.05)

UL/CUL TECHNICAL DATA				
USE GROUP		B	C	D
RATED VOLTAGE [V]		250	-	250
RATED CURRENT [A]		16	-	10
WITHSTANDING VOLTAGE			1.5KV	
WIRE RANGE	SOLID [AWG]		22~14	
	STRANDED [AWG]		22~14	

IEC TECHNICAL DATA				
OVERVOLTAGE CATEGORY		III	III	II
CONTAMINATION CLASS		3	2	2
RATED VOLTAGE [V]		250	400	630
RATED CURRENT [A]		24	24	24
IMPULSE WITHSTAND VOLTAGE [KV]		4	4	4
CONDUCTOR CROSS SECTION	SOLID [mm²]		0.5~2.5	
	FLEXIBLE [mm²]		0.5~2.5	

5TS500S-305NXXXLX-01

Pitch / Poles : 5.0 mm / 2P~24P
Screw / Torque(Max) : M2.5 / 0.4N.m

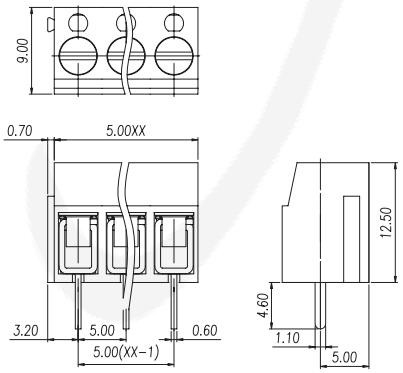



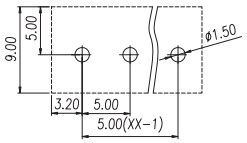

RECOMMENDED PCB LAYOUT
(PCB TOLERANCE ±0.05)

UL/CUL TECHNICAL DATA				
USE GROUP		B	C	D
RATED VOLTAGE [V]		250	-	250
RATED CURRENT [A]		16	-	10
WITHSTANDING VOLTAGE			1.5KV	
WIRE RANGE	SOLID [AWG]		22~14	
	STRANDED [AWG]		22~14	

IEC TECHNICAL DATA				
OVERVOLTAGE CATEGORY		III	III	II
CONTAMINATION CLASS		3	2	2
RATED VOLTAGE [V]		250	400	630
RATED CURRENT [A]		24	24	24
IMPULSE WITHSTAND VOLTAGE [KV]		4	4	4
CONDUCTOR CROSS SECTION	SOLID [mm²]		0.5~2.5	
	FLEXIBLE [mm²]		0.5~2.5	

5TS750S-370NXXXLB-01

Pitch / Poles : 7.5 mm / 2P~24P
Screw / Torque(Max) : M3 / 0.5N.m

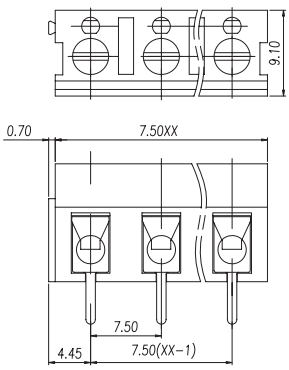



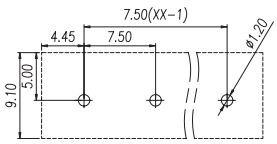

RECOMMENDED PCB LAYOUT
(PCB TOLERANCE ±0.05)

UL/CUL TECHNICAL DATA				
USE GROUP		B	C	D
RATED VOLTAGE [V]		250	-	250
RATED CURRENT [A]		16	-	10
WITHSTANDING VOLTAGE			1.5KV	
WIRE RANGE	SOLID [AWG]		22~14	
	STRANDED [AWG]		22~14	

IEC TECHNICAL DATA				
OVERVOLTAGE CATEGORY		III	III	II
CONTAMINATION CLASS		3	2	2
RATED VOLTAGE [V]		250	400	630
RATED CURRENT [A]		24	24	24
IMPULSE WITHSTAND VOLTAGE [KV]		6	6	6
CONDUCTOR CROSS SECTION	SOLID [mm²]		0.5~2.5	
	FLEXIBLE [mm²]		0.5~2.5	

5TS750S-305NXXULB-01

Pitch / Poles : 7.5 mm / 2P~24P
Screw / Torque(Max) : M2.5 / 0.4N.m

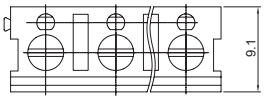



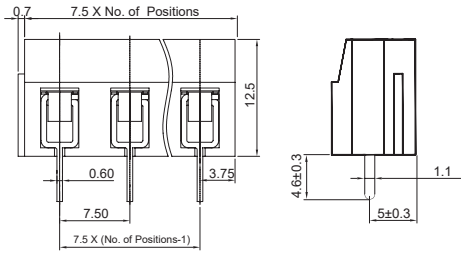

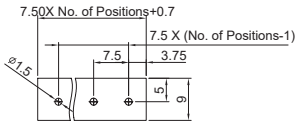

RECOMMENDED PCB LAYOUT
(PCB TOLERANCE ±0.05)

UL/CUL TECHNICAL DATA				
USE GROUP		B	C	D
RATED VOLTAGE [V]		250	-	250
RATED CURRENT [A]		16	-	10
WITHSTANDING VOLTAGE			1.5KV	
WIRE RANGE	SOLID [AWG]		22~14	
	STRANDED [AWG]		22~14	

IEC TECHNICAL DATA				
OVERVOLTAGE CATEGORY		III	III	II
CONTAMINATION CLASS		3	2	2
RATED VOLTAGE [V]		250	400	630
RATED CURRENT [A]		24	24	24
IMPULSE WITHSTAND VOLTAGE [KV]		4	4	4
CONDUCTOR CROSS SECTION	SOLID [mm²]		0.5~2.5	
	FLEXIBLE [mm²]		0.5~2.5	

5TS500R-301NXXULB-01

Pitch / Poles : 5.0 mm / 2P~24P
Screw / Torque(Max) : M2.5 / 0.4N.m

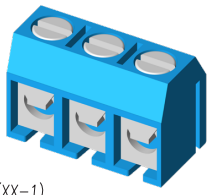

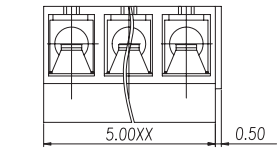

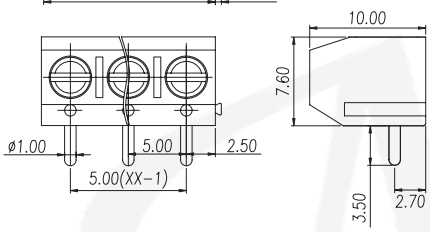

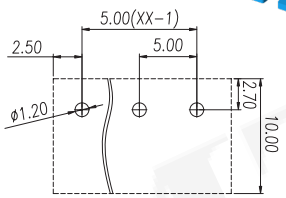

RECOMMENDED PCB LAYOUT
(PCB TOLERANCE ±0.05)

UL/CUL TECHNICAL DATA				
USE GROUP		B	C	D
RATED VOLTAGE [V]		250	-	250
RATED CURRENT [A]		16	-	10
WITHSTANDING VOLTAGE			1.5KV	
WIRE RANGE	SOLID [AWG]		22~14	
	STRANDED [AWG]		22~14	

IEC TECHNICAL DATA				
OVERVOLTAGE CATEGORY		III	III	II
CONTAMINATION CLASS		3	2	2
RATED VOLTAGE [V]		250	400	630
RATED CURRENT [A]		17.5	17.5	17.5
IMPULSE WITHSTAND VOLTAGE [KV]		4	4	4
CONDUCTOR CROSS SECTION	SOLID [mm²]		0.5~1.0	
	FLEXIBLE [mm²]		0.5~1.0	

5TS500S-301NXXXLB-01

Pitch / Poles : 5.0 mm / 2P~24P
Screw / Torque(Max) : M2.5 / 0.4N.m



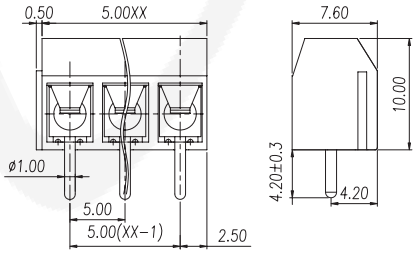

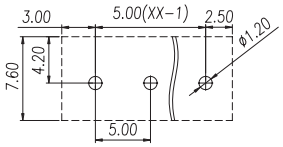

RECOMMENDED PCB LAYOUT
(PCB TOLERANCE ±0.05)

UL/CUL TECHNICAL DATA				
USE GROUP		B	C	D
RATED VOLTAGE [V]		250	-	250
RATED CURRENT [A]		16	-	10
WITHSTANDING VOLTAGE			1.5KV	
WIRE RANGE	SOLID [AWG]		22~14	
	STRANDED [AWG]		22~14	

IEC TECHNICAL DATA				
OVERVOLTAGE CATEGORY		III	III	II
CONTAMINATION CLASS		3	2	2
RATED VOLTAGE [V]		250	400	630
RATED CURRENT [A]		17.5	17.5	17.5
IMPULSE WITHSTAND VOLTAGE [KV]		4	4	4
CONDUCTOR CROSS SECTION	SOLID [mm²]		0.5~1.5	
	FLEXIBLE [mm²]		0.5~1.5	

5TS500S-306NXXULB-01

Pitch / Poles : 5.0 mm / 2P~24P
Screw / Torque(Max) : M2.5 / 0.4N.m

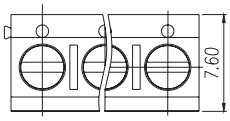



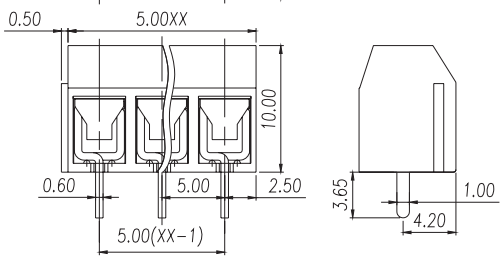

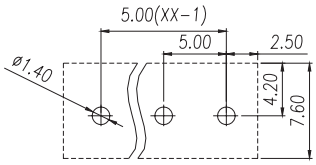

RECOMMENDED PCB LAYOUT
(PCB TOLERANCE ±0.05)

UL/CUL TECHNICAL DATA				
USE GROUP		B	C	D
RATED VOLTAGE [V]		250	-	250
RATED CURRENT [A]		16	-	10
WITHSTANDING VOLTAGE			1.5KV	
WIRE RANGE	SOLID [AWG]		22~14	
	STRANDED [AWG]		22~14	

IEC TECHNICAL DATA				
OVERVOLTAGE CATEGORY		III	III	II
CONTAMINATION CLASS		3	2	2
RATED VOLTAGE [V]		250	400	630
RATED CURRENT [A]		17.5	17.5	17.5
IMPULSE WITHSTAND VOLTAGE [KV]		4	4	4
CONDUCTOR CROSS SECTION	SOLID [mm²]		0.5~1.5	
	FLEXIBLE [mm²]		0.5~1.5	

RoHS

5TP500N-32KNXXXLX-02

Pitch / Poles : 5.0 mm / 2P~24P
Screw / Torque(Max) : M2.5 / 0.4N.m

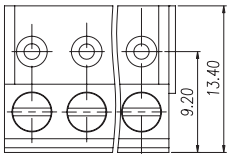



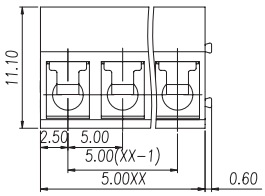

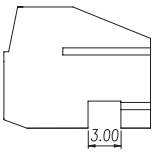

UL/CUL TECHNICAL DATA		B	C	D
USE GROUP		B	C	D
RATED VOLTAGE [V]		300	-	300
RATED CURRENT [A]		10	-	10
WITHSTANDING VOLTAGE			1.6KV	
WIRE RANGE	SOLID [AWG]		28~16	
	STRANDED [AWG]		28~16	

IEC TECHNICAL DATA				
OVERVOLTAGE CATEGORY		III	III	II
CONTAMINATION CLASS		3	2	2
RATED VOLTAGE [V]		250	320	400
RATED CURRENT [A]		12	12	12
IMPULSE WITHSTAND VOLTAGE [KV]		4	4	4
CONDUCTOR CROSS SECTION	SOLID [mm²]		0.2~1.5	
	FLEXIBLE [mm²]		0.2~1.5	

5TP500S-32JNXXBLB-W1

Pitch / Poles : 5.0 mm / 2P~24P

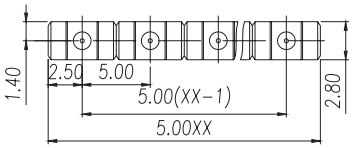



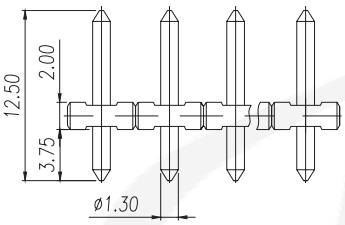

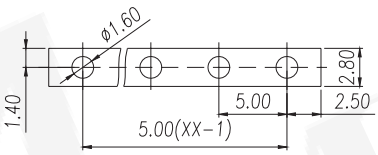

RECOMMENDED PCB LAYOUT
(PCB TOLERANCE ±0.05)

UL/CUL TECHNICAL DATA		B	C	D
USE GROUP		B	C	D
RATED VOLTAGE [V]		300	-	300
RATED CURRENT [A]		10	-	10
WITHSTANDING VOLTAGE			1.6KV	
WIRE RANGE	SOLID [AWG]		/	
	STRANDED [AWG]		/	

IEC TECHNICAL DATA				
OVERVOLTAGE CATEGORY		III	III	II
CONTAMINATION CLASS		3	2	2
RATED VOLTAGE [V]		250	320	400
RATED CURRENT [A]		12	12	12
IMPULSE WITHSTAND VOLTAGE [KV]		4	4	4
CONDUCTOR CROSS SECTION	SOLID [mm²]		/	
	FLEXIBLE [mm²]		/	

5TP350N-33KNXXBLB-01

Pitch / Poles : 3.5 mm / 2P~24P
Screw / Torque(Max) : M2 / 0.2N.m

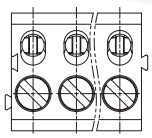



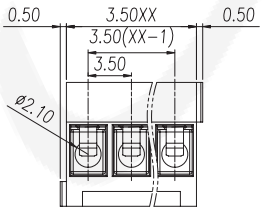

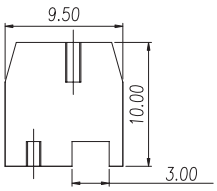

UL/CUL TECHNICAL DATA		B	C	D
USE GROUP		B	C	D
RATED VOLTAGE [V]		300	-	300
RATED CURRENT [A]		8	-	8
WITHSTANDING VOLTAGE			1.6KV	
WIRE RANGE	SOLID [AWG]		28~16	
	STRANDED [AWG]		28~16	

IEC TECHNICAL DATA				
OVERVOLTAGE CATEGORY		III	III	II
CONTAMINATION CLASS		3	2	2
RATED VOLTAGE [V]		160	250	250
RATED CURRENT [A]		8	8	8
IMPULSE WITHSTAND VOLTAGE [KV]		2.5	2.5	2.5
CONDUCTOR CROSS SECTION	SOLID [mm²]		0.2~1.0	
	FLEXIBLE [mm²]		0.2~1.0	

5TP350S-33JNXXBLB-01

Pitch / Poles : 3.5 mm / 2P~24P

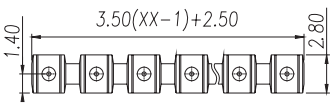



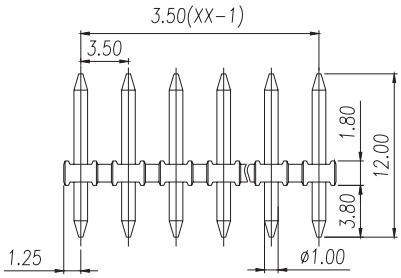

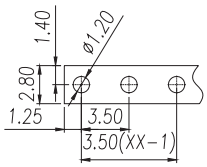

RECOMMENDED PCB LAYOUT
(PCB TOLERANCE ±0.05)

UL/CUL TECHNICAL DATA		B	C	D
USE GROUP		B	C	D
RATED VOLTAGE [V]		300	-	300
RATED CURRENT [A]		8	-	8
WITHSTANDING VOLTAGE			1.6KV	
WIRE RANGE	SOLID [AWG]		/	
	STRANDED [AWG]		/	

IEC TECHNICAL DATA				
OVERVOLTAGE CATEGORY		III	III	II
CONTAMINATION CLASS		3	2	2
RATED VOLTAGE [V]		160	250	250
RATED CURRENT [A]		8	8	8
IMPULSE WITHSTAND VOLTAGE [KV]		2.5	2.5	2.5
CONDUCTOR CROSS SECTION	SOLID [mm²]		/	
	FLEXIBLE [mm²]		/	

5TP500N-331NXXXLB-01

Pitch / Poles : 5.0 mm / 2P~24P
Screw / Torque(Max) : M2.5 / 0.4N.m

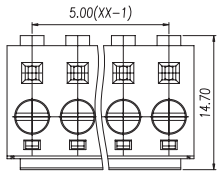

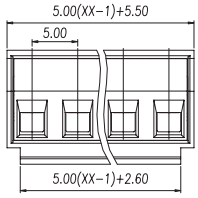

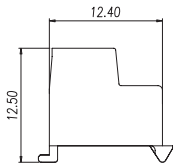



UL/CUL TECHNICAL DATA		B	C	D
USE GROUP		B	C	D
RATED VOLTAGE [V]		300	-	300
RATED CURRENT [A]		12	-	10
WITHSTANDING VOLTAGE			1.6KV	
WIRE RANGE	SOLID [AWG]		28~14	
	STRANDED [AWG]		28~14	

IEC TECHNICAL DATA				
OVERVOLTAGE CATEGORY		III	III	II
CONTAMINATION CLASS		3	2	2
RATED VOLTAGE [V]		250	320	400
RATED CURRENT [A]		12	12	12
IMPULSE WITHSTAND VOLTAGE [KV]		4	4	4
CONDUCTOR CROSS SECTION	SOLID [mm²]		0.5~1.5	
	FLEXIBLE [mm²]		0.5~1.5	

5TS350N-35KNXXELB-01

Pitch / Poles : 3.5 mm / 2P~24P
Screw / Torque(Max) : M2 / 0.2N.m

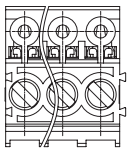

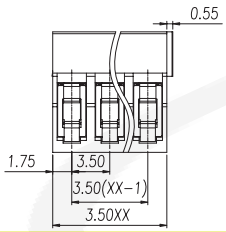

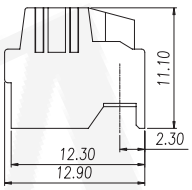



UL/CUL TECHNICAL DATA		B	C	D
USE GROUP		B	C	D
RATED VOLTAGE [V]		300	-	300
RATED CURRENT [A]		10	-	10
WITHSTANDING VOLTAGE			1.6KV	
WIRE RANGE	SOLID [AWG]		26~16	
	STRANDED [AWG]		26~16	

IEC TECHNICAL DATA				
OVERVOLTAGE CATEGORY		III	III	II
CONTAMINATION CLASS		3	2	2
RATED VOLTAGE [V]		160	200	400
RATED CURRENT [A]		8	8	8
IMPULSE WITHSTAND VOLTAGE [KV]		2.5	2.5	2.5
CONDUCTOR CROSS SECTION	SOLID [mm²]		0.2~1.5	
	FLEXIBLE [mm²]		0.2~1.5	

5TS350R-350NXXXLB-01 / 5TS396R-396NXXELX-01

Pitch / Poles : 3.5 / 3.96 mm / 2P~24P
Screw / Torque(Max) : M2 / 0.2N.m

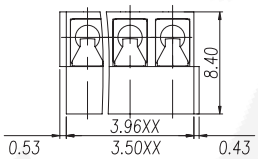



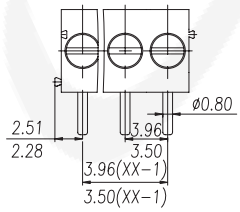

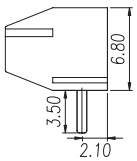

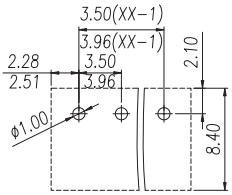

RECOMMENDED PCB LAYOUT
(PCB TOLERANCE ±0.05)

UL/CUL TECHNICAL DATA		B	C	D
USE GROUP		B	C	D
RATED VOLTAGE [V]		300	-	-
RATED CURRENT [A]		10	-	-
WITHSTANDING VOLTAGE			1.6KV	
WIRE RANGE	SOLID [AWG]		24~18	
	STRANDED [AWG]		24~18	

IEC TECHNICAL DATA				
OVERVOLTAGE CATEGORY		III	III	II
CONTAMINATION CLASS		3	2	2
RATED VOLTAGE [V]		160	250	320
RATED CURRENT [A]		13.5	13.5	13.5
IMPULSE WITHSTAND VOLTAGE [KV]		2.5	2.5	2.5
CONDUCTOR CROSS SECTION	SOLID [mm²]		0.5~1.0	
	FLEXIBLE [mm²]		0.5~1.0	

5TS350S-350NXXXLB-01 / 5TS396S-396NXXELX-01

Pitch / Poles : 3.5 / 3.96 mm / 2P~24P
Screw / Torque(Max) : M2 / 0.2N.m

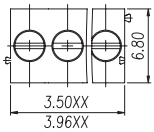

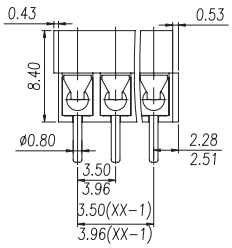

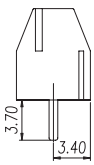

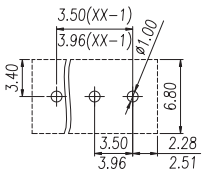

RECOMMENDED PCB LAYOUT
(PCB TOLERANCE ±0.05)



UL/CUL TECHNICAL DATA		B	C	D
USE GROUP		B	C	D
RATED VOLTAGE [V]		300	-	-
RATED CURRENT [A]		10	-	-
WITHSTANDING VOLTAGE			1.6KV	
WIRE RANGE	SOLID [AWG]		24~18	
	STRANDED [AWG]		24~18	

IEC TECHNICAL DATA				
OVERVOLTAGE CATEGORY		III	III	II
CONTAMINATION CLASS		3	2	2
RATED VOLTAGE [V]		160	250	320
RATED CURRENT [A]		13.5	13.5	13.5
IMPULSE WITHSTAND VOLTAGE [KV]		2.5	2.5	2.5
CONDUCTOR CROSS SECTION	SOLID [mm²]		0.5~1.0	
	FLEXIBLE [mm²]		0.5~1.0	

RoHS

5TS500R-126NXXELX-01

Pitch / Poles : 5.0 mm / 2P~24P
Screw / Torque(Max) : M2.5 / 0.25N.m

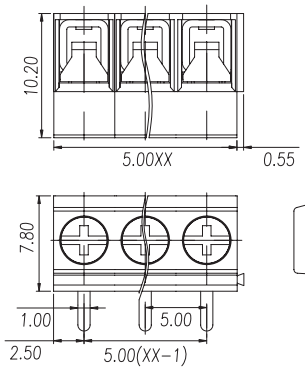



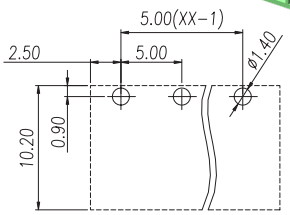

RECOMMENDED PCB LAYOUT
(PCB TOLERANCE ±0.05)

UL/CUL TECHNICAL DATA		B	C	D
USE GROUP		B	C	D
RATED VOLTAGE [V]		300	-	300
RATED CURRENT [A]		8	-	8
WITHSTANDING VOLTAGE		1.6KV		
WIRE RANGE	SOLID [AWG]	26~14		
	STRANDED [AWG]	26~14		

IEC TECHNICAL DATA				
OVERVOLTAGE CATEGORY		III	III	II
CONTAMINATION CLASS		3	2	2
RATED VOLTAGE [V]		250	400	630
RATED CURRENT [A]		18	18	18
IMPULSE WITHSTAND VOLTAGE [KV]		4	4	4
CONDUCTOR CROSS SECTION	SOLID [mm²]	0.5~2.5		
	FLEXIBLE [mm²]	0.5~2.5		

5TS500S-126NXXXLB-0X(1,2)

Pitch / Poles : 5.0 mm / 2P~24P
Screw / Torque(Max) : M2.5 / 0.25N.m

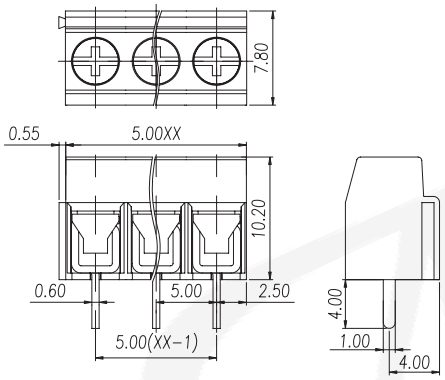



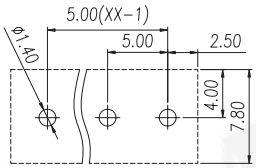

RECOMMENDED PCB LAYOUT
(PCB TOLERANCE ±0.05)

UL/CUL TECHNICAL DATA		B	C	D
USE GROUP		B	C	D
RATED VOLTAGE [V]		300	-	300
RATED CURRENT [A]		8	-	8
WITHSTANDING VOLTAGE		1.6KV		
WIRE RANGE	SOLID [AWG]	26~14		
	STRANDED [AWG]	26~14		

IEC TECHNICAL DATA				
OVERVOLTAGE CATEGORY		III	III	II
CONTAMINATION CLASS		3	2	2
RATED VOLTAGE [V]		250	400	630
RATED CURRENT [A]		18	18	18
IMPULSE WITHSTAND VOLTAGE [KV]		4	4	4
CONDUCTOR CROSS SECTION	SOLID [mm²]	0.5~2.5		
	FLEXIBLE [mm²]	0.5~2.5		

5TS500S-166NXXELX-01

Pitch / Poles : 5.0 mm / 2P~24P
Screw / Torque(Max) : M3 / 0.5N.m

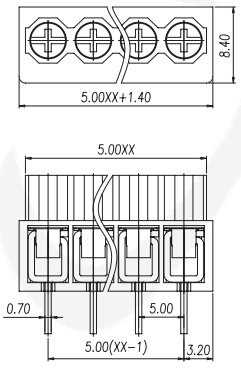



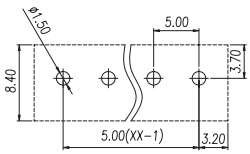

RECOMMENDED PCB LAYOUT
(PCB TOLERANCE ±0.05)

UL/CUL TECHNICAL DATA		B	C	D
USE GROUP		B	C	D
RATED VOLTAGE [V]		300	-	300
RATED CURRENT [A]		15	-	10
WITHSTANDING VOLTAGE		1.6KV		
WIRE RANGE	SOLID [AWG]	26~14		
	STRANDED [AWG]	26~14		

IEC TECHNICAL DATA				
OVERVOLTAGE CATEGORY		III	III	II
CONTAMINATION CLASS		3	2	2
RATED VOLTAGE [V]		250	400	630
RATED CURRENT [A]		24	24	24
IMPULSE WITHSTAND VOLTAGE [KV]		4	4	4
CONDUCTOR CROSS SECTION	SOLID [mm²]	0.5~2.5		
	FLEXIBLE [mm²]	0.5~2.5		

5TS750S-166NXXELX-01

Pitch / Poles : 7.5 mm / 2P~18P
Screw / Torque(Max) : M3 / 0.5N.m

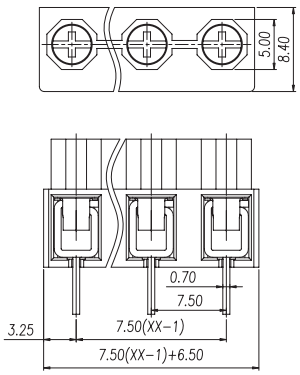



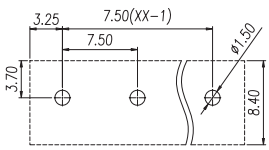

RECOMMENDED PCB LAYOUT
(PCB TOLERANCE ±0.05)

UL/CUL TECHNICAL DATA		B	C	D
USE GROUP		B	C	D
RATED VOLTAGE [V]		300	-	300
RATED CURRENT [A]		15	-	10
WITHSTANDING VOLTAGE		1.6KV		
WIRE RANGE	SOLID [AWG]	26~14		
	STRANDED [AWG]	26~14		

IEC TECHNICAL DATA				
OVERVOLTAGE CATEGORY		III	III	II
CONTAMINATION CLASS		3	2	2
RATED VOLTAGE [V]		450	630	1000
RATED CURRENT [A]		24	24	24
IMPULSE WITHSTAND VOLTAGE [KV]		6	6	6
CONDUCTOR CROSS SECTION	SOLID [mm²]	0.5~2.5		
	FLEXIBLE [mm²]	0.5~2.5		

5TS500R-167NXXELX-01

Pitch / Poles : 5.0 mm / 2P~18P
Screw / Torque(Max) : M2.5 / 0.4N.m

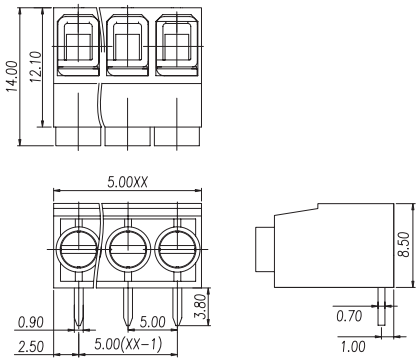



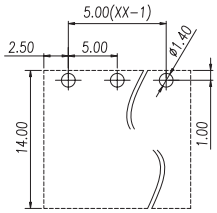

RECOMMENDED PCB LAYOUT
(PCB TOLERANCE ±0.05)

UL/CUL TECHNICAL DATA				
USE GROUP		B	C	D
RATED VOLTAGE [V]		300	-	300
RATED CURRENT [A]		15	-	10
WITHSTANDING VOLTAGE		1.6KV		
WIRE RANGE	SOLID [AWG]	26~12		
	STRANDED [AWG]	26~12		

IEC TECHNICAL DATA				
OVERVOLTAGE CATEGORY		III	III	II
CONTAMINATION CLASS		3	2	2
RATED VOLTAGE [V]		250	400	630
RATED CURRENT [A]		22	22	22
IMPULSE WITHSTAND VOLTAGE [KV]		4	4	4
CONDUCTOR CROSS SECTION	SOLID [mm²]	0.5~2.5		
	FLEXIBLE [mm²]	0.5~2.5		

5TS500S-167NXXELX-01

Pitch / Poles : 5.0 mm / 2P~24P
Screw / Torque(Max) : M3 / 0.5N.m

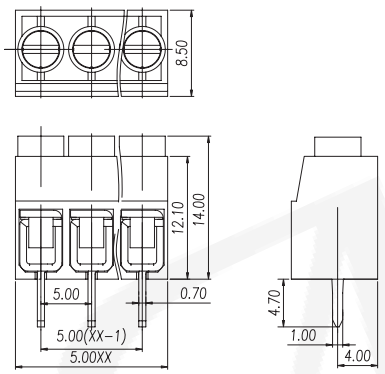



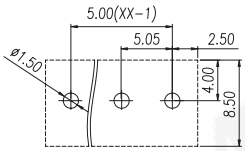

RECOMMENDED PCB LAYOUT
(PCB TOLERANCE ±0.05)

UL/CUL TECHNICAL DATA				
USE GROUP		B	C	D
RATED VOLTAGE [V]		300	-	300
RATED CURRENT [A]		15	-	10
WITHSTANDING VOLTAGE		1.6KV		
WIRE RANGE	SOLID [AWG]	26~12		
	STRANDED [AWG]	26~12		

IEC TECHNICAL DATA				
OVERVOLTAGE CATEGORY		III	III	II
CONTAMINATION CLASS		3	2	2
RATED VOLTAGE [V]		250	400	630
RATED CURRENT [A]		22	22	22
IMPULSE WITHSTAND VOLTAGE [KV]		4	4	4
CONDUCTOR CROSS SECTION	SOLID [mm²]	0.5~2.5		
	FLEXIBLE [mm²]	0.5~2.5		

5TS500L-103NXXXLB-01

Pitch / Poles : 5.0 mm / 2P~24P
Screw / Torque(Max) : M2.5 / 0.4N.m

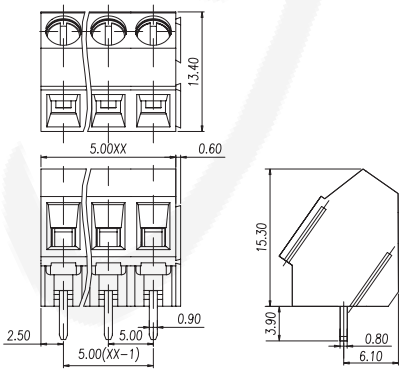



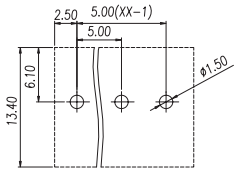

RECOMMENDED PCB LAYOUT
(PCB TOLERANCE ±0.05)

UL/CUL TECHNICAL DATA				
USE GROUP		B	C	D
RATED VOLTAGE [V]		300	-	300
RATED CURRENT [A]		16	-	10
WITHSTANDING VOLTAGE		1.6KV		
WIRE RANGE	SOLID [AWG]	24~12		
	STRANDED [AWG]	24~12		

IEC TECHNICAL DATA				
OVERVOLTAGE CATEGORY		III	III	II
CONTAMINATION CLASS		3	2	2
RATED VOLTAGE [V]		250	400	630
RATED CURRENT [A]		24	24	24
IMPULSE WITHSTAND VOLTAGE [KV]		4	4	4
CONDUCTOR CROSS SECTION	SOLID [mm²]	0.5~2.5		
	FLEXIBLE [mm²]	0.5~2.5		

5TS500S-122NXXXLX-01

Pitch / Poles : 5.0 mm / 2P~24P
Screw / Torque(Max) : M2.5 / 0.4N.m

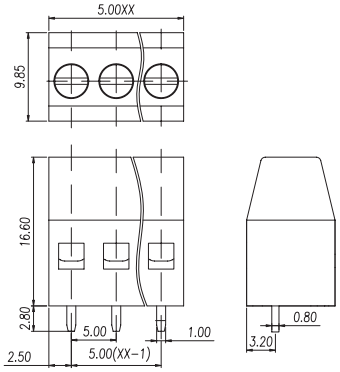

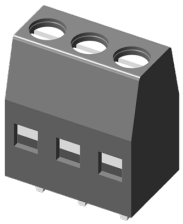

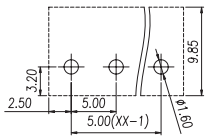

RECOMMENDED PCB LAYOUT
(PCB TOLERANCE ±0.05)

UL/CUL TECHNICAL DATA				
USE GROUP		B	C	D
RATED VOLTAGE [V]		300	-	300
RATED CURRENT [A]		10	-	10
WITHSTANDING VOLTAGE		1.6KV		
WIRE RANGE	SOLID [AWG]	22~14		
	STRANDED [AWG]	22~14		

IEC TECHNICAL DATA				
OVERVOLTAGE CATEGORY		III	III	II
CONTAMINATION CLASS		3	2	2
RATED VOLTAGE [V]		250	400	630
RATED CURRENT [A]		24	24	24
IMPULSE WITHSTAND VOLTAGE [KV]		4	4	4
CONDUCTOR CROSS SECTION	SOLID [mm²]	0.5~2.5		
	FLEXIBLE [mm²]	0.5~2.5		

RoHS

5TS500S-123NXXXLX-01 / 5TS508S-123NXXXLX-01

Pitch / Poles : 5.0 / 5.08 mm / 2P~24P
Screw / Torque(Max) : M3 / 0.5N.m

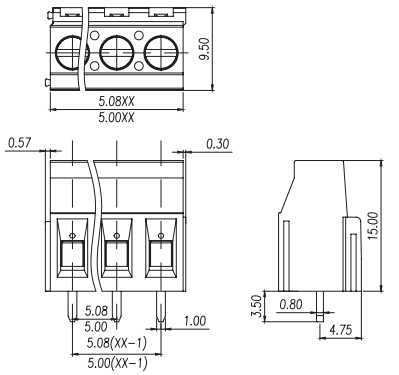



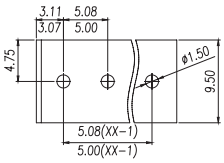

RECOMMENDED PCB LAYOUT
(PCB TOLERANCE ±0.05)

UL/CUL TECHNICAL DATA				
USE GROUP		B	C	D
RATED VOLTAGE [V]		300	-	300
RATED CURRENT [A]		20	-	10
WITHSTANDING VOLTAGE		1.6KV		
WIRE RANGE	SOLID [AWG]	30~12		
	STRANDED [AWG]	30~12		

IEC TECHNICAL DATA				
OVERVOLTAGE CATEGORY		III	III	II
CONTAMINATION CLASS		3	2	2
RATED VOLTAGE [V]		250	400	630
RATED CURRENT [A]		24	24	24
IMPULSE WITHSTAND VOLTAGE [KV]		4	4	4
CONDUCTOR CROSS SECTION	SOLID [mm²]	0.2~2.5		
	FLEXIBLE [mm²]	0.2~2.5		

5TS500R-125NXXELB-01 / 5TS508R-125NXXXLX-01

Pitch / Poles : 5.0 / 5.08 mm / 2P~24P
Screw / Torque(Max) : M2.5 / 0.4N.m

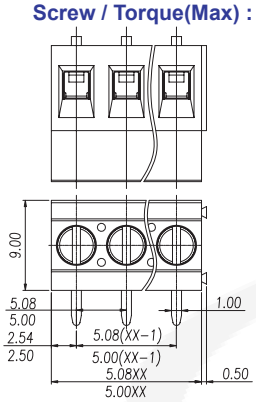

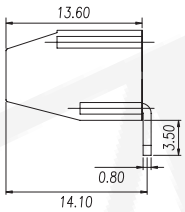

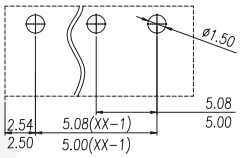

RECOMMENDED PCB LAYOUT
(PCB TOLERANCE ±0.05)

UL/CUL TECHNICAL DATA				
USE GROUP		B	C	D
RATED VOLTAGE [V]		300	-	300
RATED CURRENT [A]		16	-	10
WITHSTANDING VOLTAGE		1.6KV		
WIRE RANGE	SOLID [AWG]	22~12		
	STRANDED [AWG]	22~12		

IEC TECHNICAL DATA				
OVERVOLTAGE CATEGORY		III	III	II
CONTAMINATION CLASS		3	2	2
RATED VOLTAGE [V]		250	400	630
RATED CURRENT [A]		18	18	18
IMPULSE WITHSTAND VOLTAGE [KV]		4	4	4
CONDUCTOR CROSS SECTION	SOLID [mm²]	0.2~2.5		
	FLEXIBLE [mm²]	0.2~2.5		

5TS500S-125NXXELB-01 / 5TS508S-125NXXELB-01

Pitch / Poles : 5.0 / 5.08 mm / 2P~24P
Screw / Torque(Max) : M2.5 / 0.4N.m

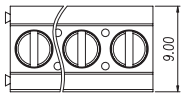

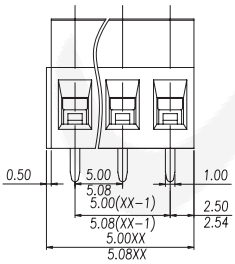

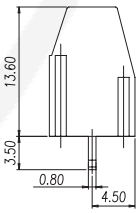



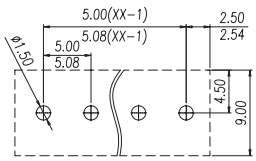

RECOMMENDED PCB LAYOUT
(PCB TOLERANCE ±0.05)

UL/CUL TECHNICAL DATA				
USE GROUP		B	C	D
RATED VOLTAGE [V]		300	-	300
RATED CURRENT [A]		16	-	10
WITHSTANDING VOLTAGE		1.6KV		
WIRE RANGE	SOLID [AWG]	22~12		
	STRANDED [AWG]	22~12		

IEC TECHNICAL DATA				
OVERVOLTAGE CATEGORY		III	III	II
CONTAMINATION CLASS		3	2	2
RATED VOLTAGE [V]		250	400	630
RATED CURRENT [A]		18	18	18
IMPULSE WITHSTAND VOLTAGE [KV]		4	4	4
CONDUCTOR CROSS SECTION	SOLID [mm²]	0.2~2.5		
	FLEXIBLE [mm²]	0.2~2.5		

5TS508L-127NXXXLX-01

Pitch / Poles : 5.08 mm / 2P~24P
Screw / Torque(Max) : M2.5 / 0.4N.m

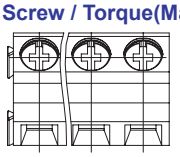

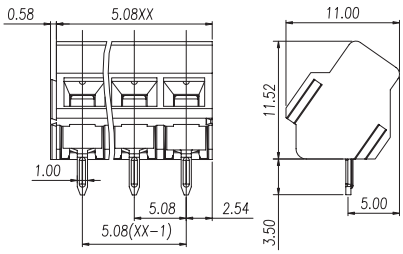



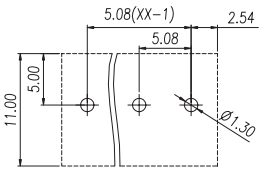

RECOMMENDED PCB LAYOUT
(PCB TOLERANCE ±0.05)

UL/CUL TECHNICAL DATA				
USE GROUP		B	C	D
RATED VOLTAGE [V]		300	-	300
RATED CURRENT [A]		12	-	10
WITHSTANDING VOLTAGE		1.6KV		
WIRE RANGE	SOLID [AWG]	26~14		
	STRANDED [AWG]	26~14		

IEC TECHNICAL DATA				
OVERVOLTAGE CATEGORY		III	III	II
CONTAMINATION CLASS		3	2	2
RATED VOLTAGE [V]		250	400	630
RATED CURRENT [A]		17.5	17.5	17.5
IMPULSE WITHSTAND VOLTAGE [KV]		4	4	4
CONDUCTOR CROSS SECTION	SOLID [mm²]	0.5~1.5		
	FLEXIBLE [mm²]	0.5~1.5		

5TS500R-127NXXELX-01 / 5TS508R-127NXXELX-01

Pitch / Poles : 5.0 / 5.08 mm / 2P~24P
Screw / Torque(Max) : M2.5 / 0.4N.m

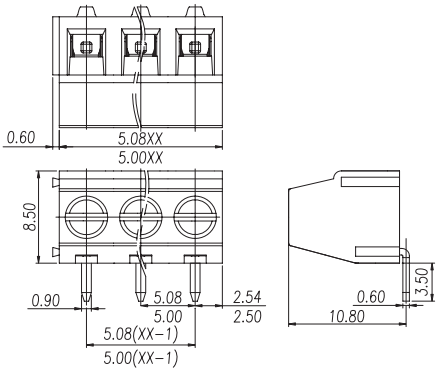



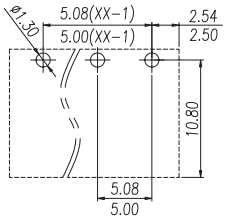

RECOMMENDED PCB LAYOUT
(PCB TOLERANCE ±0.05)

UL/CUL TECHNICAL DATA				
USE GROUP		B	C	D
RATED VOLTAGE [V]		300	-	300
RATED CURRENT [A]		12	-	10
WITHSTANDING VOLTAGE			1.6KV	
WIRE RANGE	SOLID [AWG]		26~14	
	STRANDED [AWG]		26~14	

IEC TECHNICAL DATA				
OVERVOLTAGE CATEGORY		III	III	II
CONTAMINATION CLASS		3	2	2
RATED VOLTAGE [V]		250	400	630
RATED CURRENT [A]		17.5	17.5	17.5
IMPULSE WITHSTAND VOLTAGE [KV]		4	4	4
CONDUCTOR CROSS SECTION	SOLID [mm²]		0.5~1.5	
	FLEXIBLE [mm²]		0.5~1.5	

5TS500S-127NXXELB-01 / 5TS508S-127NXXELB-0X

Pitch / Poles : 5.0 / 5.08 mm / 2P~24P
Screw / Torque(Max) : M2.5 / 0.4N.m

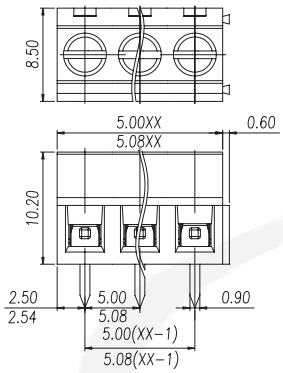



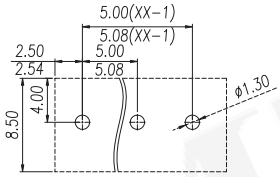

RECOMMENDED PCB LAYOUT
(PCB TOLERANCE ±0.05)

UL/CUL TECHNICAL DATA				
USE GROUP		B	C	D
RATED VOLTAGE [V]		300	-	300
RATED CURRENT [A]		12	-	10
WITHSTANDING VOLTAGE			1.6KV	
WIRE RANGE	SOLID [AWG]		26~14	
	STRANDED [AWG]		26~14	

IEC TECHNICAL DATA				
OVERVOLTAGE CATEGORY		III	III	II
CONTAMINATION CLASS		3	2	2
RATED VOLTAGE [V]		250	400	630
RATED CURRENT [A]		17.5	17.5	17.5
IMPULSE WITHSTAND VOLTAGE [KV]		4	4	4
CONDUCTOR CROSS SECTION	SOLID [mm²]		0.5~1.5	
	FLEXIBLE [mm²]		0.5~1.5	

5TS500S-12ENXXELX-01

Pitch / Poles : 5.0 mm / 2P~24P
Screw / Torque(Max) : M2.5 / 0.4N.m

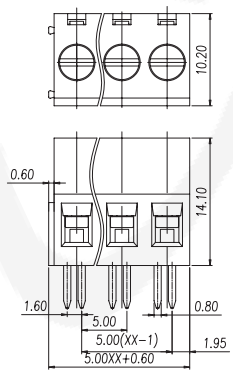



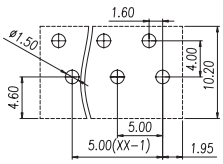

RECOMMENDED PCB LAYOUT
(PCB TOLERANCE ±0.05)

UL/CUL TECHNICAL DATA				
USE GROUP		B	C	D
RATED VOLTAGE [V]		300	-	300
RATED CURRENT [A]		16	-	10
WITHSTANDING VOLTAGE			1.5KV	
WIRE RANGE	SOLID [AWG]		22~12	
	STRANDED [AWG]		22~12	

IEC TECHNICAL DATA				
OVERVOLTAGE CATEGORY		III	III	II
CONTAMINATION CLASS		3	2	2
RATED VOLTAGE [V]		250	400	630
RATED CURRENT [A]		24	24	24
IMPULSE WITHSTAND VOLTAGE [KV]		4	4	4
CONDUCTOR CROSS SECTION	SOLID [mm²]		0.5~2.5	
	FLEXIBLE [mm²]		0.5~2.5	

5TS750S-12ENXXELX-01

Pitch / Poles : 7.5 mm / 2P~24P
Screw / Torque(Max) : M2.5 / 0.4N.m

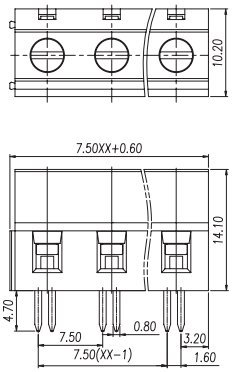



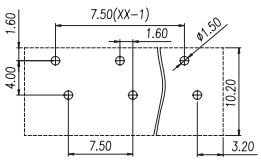

RECOMMENDED PCB LAYOUT
(PCB TOLERANCE ±0.05)

UL/CUL TECHNICAL DATA				
USE GROUP		B	C	D
RATED VOLTAGE [V]		300	-	300
RATED CURRENT [A]		16	-	10
WITHSTANDING VOLTAGE			1.6KV	
WIRE RANGE	SOLID [AWG]		22~12	
	STRANDED [AWG]		22~12	

IEC TECHNICAL DATA				
OVERVOLTAGE CATEGORY		III	III	II
CONTAMINATION CLASS		3	2	2
RATED VOLTAGE [V]		450	630	1000
RATED CURRENT [A]		24	24	24
IMPULSE WITHSTAND VOLTAGE [KV]		6	6	6
CONDUCTOR CROSS SECTION	SOLID [mm²]		0.5~2.5	
	FLEXIBLE [mm²]		0.5~2.5	

5TS500R-128NXXELB-01 / 5TS508R-128NXXELX-01

Pitch / Poles : 5.0 / 5.08 mm / 2P~24P
Screw / Torque(Max) : M2.5 / 0.4N.m

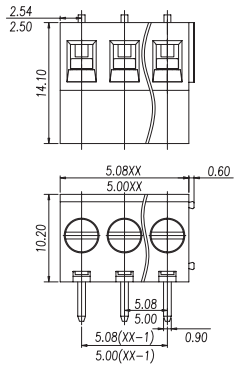



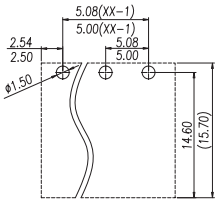

RECOMMENDED PCB LAYOUT
(PCB TOLERANCE ±0.05)

UL/CUL TECHNICAL DATA		B	C	D
USE GROUP		B	C	D
RATED VOLTAGE [V]		300	-	300
RATED CURRENT [A]		16	-	10
WITHSTANDING VOLTAGE		1.6KV		
WIRE RANGE	SOLID [AWG]	22~12		
	STRANDED [AWG]	22~12		

IEC TECHNICAL DATA				
OVERVOLTAGE CATEGORY		III	III	II
CONTAMINATION CLASS		3	2	2
RATED VOLTAGE [V]		250	400	630
RATED CURRENT [A]		20	20	20
IMPULSE WITHSTAND VOLTAGE [KV]		4	4	4
CONDUCTOR CROSS SECTION	SOLID [mm²]	0.5~2.5		
	FLEXIBLE [mm²]	0.5~2.5		

5TS500S-128NXXELX-01 / 5TS508S-128NXXELB-01

Pitch / Poles : 5.0 / 5.08 mm / 2P~24P
Screw / Torque(Max) : M2.5 / 0.4N.m

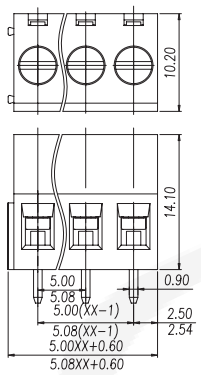



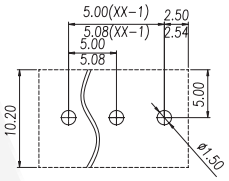

RECOMMENDED PCB LAYOUT
(PCB TOLERANCE ±0.05)

UL/CUL TECHNICAL DATA		B	C	D
USE GROUP		B	C	D
RATED VOLTAGE [V]		300	-	300
RATED CURRENT [A]		16	-	10
WITHSTANDING VOLTAGE		1.6KV		
WIRE RANGE	SOLID [AWG]	22~12		
	STRANDED [AWG]	22~12		

IEC TECHNICAL DATA				
OVERVOLTAGE CATEGORY		III	III	II
CONTAMINATION CLASS		3	2	2
RATED VOLTAGE [V]		250	400	630
RATED CURRENT [A]		24	24	24
IMPULSE WITHSTAND VOLTAGE [KV]		4	4	4
CONDUCTOR CROSS SECTION	SOLID [mm²]	0.5~2.5		
	FLEXIBLE [mm²]	0.5~2.5		

5TS750R-128NXXELX-01 / 5TS762R-128NXXELX-01

Pitch / Poles : 7.5 / 7.62 mm / 2P~24P
Screw / Torque(Max) : M2.5 / 0.4N.m

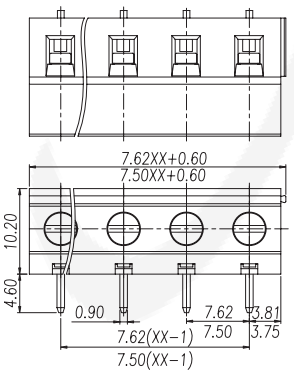



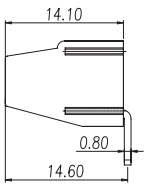

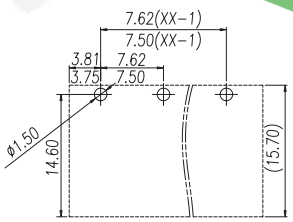

RECOMMENDED PCB LAYOUT
(PCB TOLERANCE ±0.05)

UL/CUL TECHNICAL DATA		B	C	D
USE GROUP		B	C	D
RATED VOLTAGE [V]		300	-	300
RATED CURRENT [A]		16	-	10
WITHSTANDING VOLTAGE		1.6KV		
WIRE RANGE	SOLID [AWG]	22~12		
	STRANDED [AWG]	22~12		

IEC TECHNICAL DATA				
OVERVOLTAGE CATEGORY		III	III	II
CONTAMINATION CLASS		3	2	2
RATED VOLTAGE [V]		450	630	1000
RATED CURRENT [A]		20	20	20
IMPULSE WITHSTAND VOLTAGE [KV]		6	6	6
CONDUCTOR CROSS SECTION	SOLID [mm²]	0.5~2.5		
	FLEXIBLE [mm²]	0.5~2.5		

5TS750S-128NXXXLB-01 / 5TS762S-128NXXXLB-01

Pitch / Poles : 7.5 / 7.62 mm / 2P~24P
Screw / Torque(Max) : M2.5 / 0.4N.m

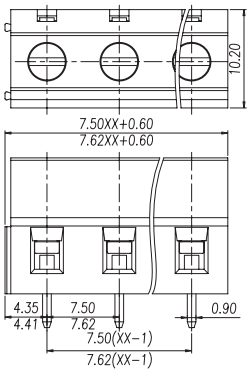



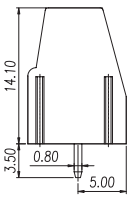

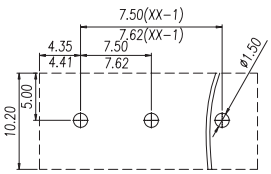

RECOMMENDED PCB LAYOUT
(PCB TOLERANCE ±0.05)

UL/CUL TECHNICAL DATA		B	C	D
USE GROUP		B	C	D
RATED VOLTAGE [V]		300	-	300
RATED CURRENT [A]		16	-	10
WITHSTANDING VOLTAGE		1.6KV		
WIRE RANGE	SOLID [AWG]	22~12		
	STRANDED [AWG]	22~12		

IEC TECHNICAL DATA				
OVERVOLTAGE CATEGORY		III	III	II
CONTAMINATION CLASS		3	2	2
RATED VOLTAGE [V]		450	630	1000
RATED CURRENT [A]		20	20	20
IMPULSE WITHSTAND VOLTAGE [KV]		6	6	6
CONDUCTOR CROSS SECTION	SOLID [mm²]	0.5~2.5		
	FLEXIBLE [mm²]	0.5~2.5		

5TS500R-129NXXELX-01 / 5TS508R-129NXXELB-01

Pitch / Poles : 5.0 / 5.08 mm / 2P~24P
Screw / Torque(Max) : M3 / 0.5N.m

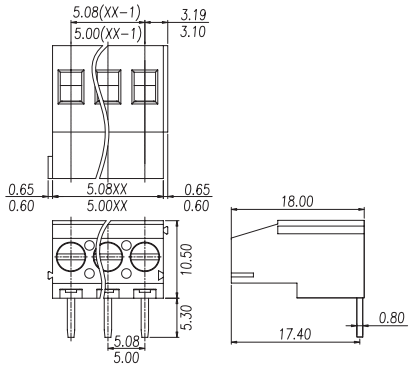

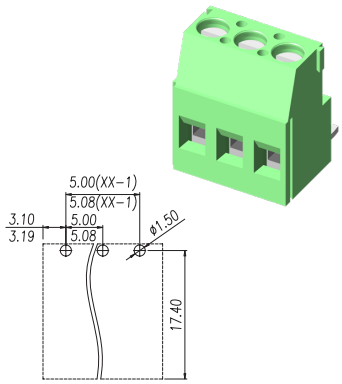

RECOMMENDED PCB LAYOUT
(PCB TOLERANCE ±0.05)

UL/CUL TECHNICAL DATA				
USE GROUP		B	C	D
RATED VOLTAGE [V]		300	-	300
RATED CURRENT [A]		20	-	10
WITHSTANDING VOLTAGE		1.6KV		
WIRE RANGE	SOLID [AWG]	26~12		
	STRANDED [AWG]	26~12		

IEC TECHNICAL DATA				
OVERVOLTAGE CATEGORY		III	III	II
CONTAMINATION CLASS		3	2	2
RATED VOLTAGE [V]		250	400	630
RATED CURRENT [A]		24	24	24
IMPULSE WITHSTAND VOLTAGE [KV]		4	4	4
CONDUCTOR CROSS SECTION	SOLID [mm²]	0.5~2.5		
	FLEXIBLE [mm²]	0.5~2.5		

5TS500S-129NXXELB-01 / 5TS508S-129NXXELB-01

Pitch / Poles : 5.0 / 5.08 mm / 2P~24P
Screw / Torque(Max) : M2.5 / 0.4N.m

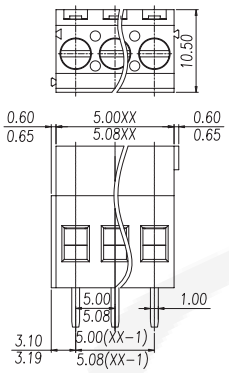

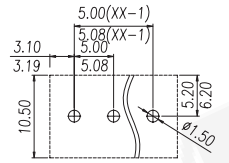

RECOMMENDED PCB LAYOUT
(PCB TOLERANCE ±0.05)

UL/CUL TECHNICAL DATA				
USE GROUP		B	C	D
RATED VOLTAGE [V]		300	-	300
RATED CURRENT [A]		20	-	10
WITHSTANDING VOLTAGE		1.6KV		
WIRE RANGE	SOLID [AWG]	26~12		
	STRANDED [AWG]	26~12		

IEC TECHNICAL DATA				
OVERVOLTAGE CATEGORY		III	III	II
CONTAMINATION CLASS		3	2	2
RATED VOLTAGE [V]		250	400	630
RATED CURRENT [A]		24	24	24
IMPULSE WITHSTAND VOLTAGE [KV]		4	4	4
CONDUCTOR CROSS SECTION	SOLID [mm²]	0.5~2.5		
	FLEXIBLE [mm²]	0.5~2.5		

5TS750R-129NXXELX-01 / 5TS762R-129NXXELX-01

Pitch / Poles : 7.5 / 7.62 mm / 2P~24P
Screw / Torque(Max) : M3 / 0.5N.m

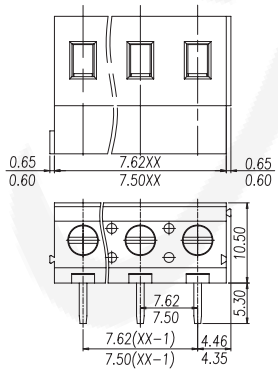

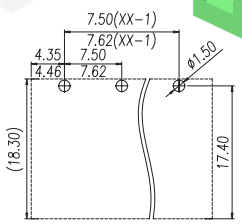

RECOMMENDED PCB LAYOUT
(PCB TOLERANCE ±0.05)

UL/CUL TECHNICAL DATA				
USE GROUP		B	C	D
RATED VOLTAGE [V]		300	150	300
RATED CURRENT [A]		20	20	10
WITHSTANDING VOLTAGE		1.6KV		
WIRE RANGE	SOLID [AWG]	26~12		
	STRANDED [AWG]	26~12		

IEC TECHNICAL DATA				
OVERVOLTAGE CATEGORY		III	III	II
CONTAMINATION CLASS		3	2	2
RATED VOLTAGE [V]		450	630	1000
RATED CURRENT [A]		24	24	24
IMPULSE WITHSTAND VOLTAGE [KV]		6	6	6
CONDUCTOR CROSS SECTION	SOLID [mm²]	0.5~2.5		
	FLEXIBLE [mm²]	0.5~2.5		

5TS750S-129NXXELB-01 / 5TS762S-129NXXXLB-01

Pitch / Poles : 7.5 / 7.62 mm / 2P~24P
Screw / Torque(Max) : M3 / 0.5N.m

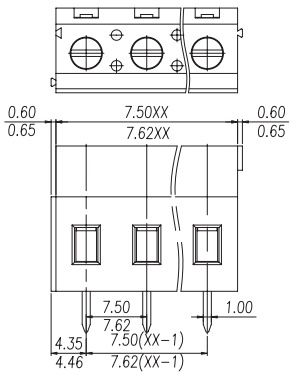

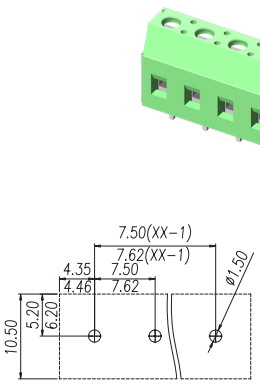

RECOMMENDED PCB LAYOUT
(PCB TOLERANCE ±0.05)

UL/CUL TECHNICAL DATA				
USE GROUP		B	C	D
RATED VOLTAGE [V]		300	150	300
RATED CURRENT [A]		20	20	10
WITHSTANDING VOLTAGE		1.6KV		
WIRE RANGE	SOLID [AWG]	26~12		
	STRANDED [AWG]	26~12		

IEC TECHNICAL DATA				
OVERVOLTAGE CATEGORY		III	III	II
CONTAMINATION CLASS		3	2	2
RATED VOLTAGE [V]		450	630	1000
RATED CURRENT [A]		24	24	24
IMPULSE WITHSTAND VOLTAGE [KV]		6	6	6
CONDUCTOR CROSS SECTION	SOLID [mm²]	0.5~2.5		
	FLEXIBLE [mm²]	0.5~2.5		

RoHS

5TS500S-130NXXELX-01 / 5TS508S-130NXXELX-01

Pitch / Poles : 5.0 / 5.08 mm / 2P~24P
Screw / Torque(Max) : M2.5 / 0.4N.m

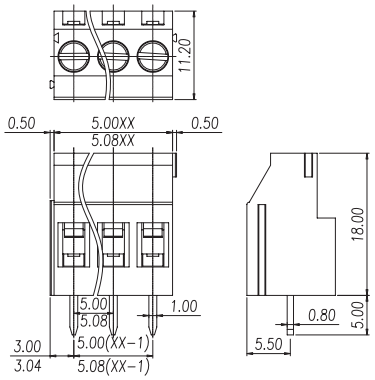

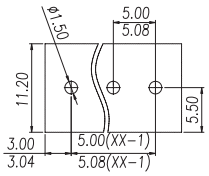

RECOMMENDED PCB LAYOUT
(PCB TOLERANCE ±0.05)



UL/CUL TECHNICAL DATA				
USE GROUP		B	C	D
RATED VOLTAGE [V]		300	-	300
RATED CURRENT [A]		20	-	10
WITHSTANDING VOLTAGE		1.6KV		
WIRE RANGE	SOLID [AWG]	26~12		
	STRANDED [AWG]	26~12		

IEC TECHNICAL DATA				
OVERVOLTAGE CATEGORY		III	III	II
CONTAMINATION CLASS		3	2	2
RATED VOLTAGE [V]		250	400	630
RATED CURRENT [A]		24	24	24
IMPULSE WITHSTAND VOLTAGE [KV]		4	4	4
CONDUCTOR CROSS SECTION	SOLID [mm²]	0.5~2.5		
	FLEXIBLE [mm²]	0.5~2.5		

5TS750S-130NXXELX-01 / 5TS762S-130NXXELX-01

Pitch / Poles : 7.5 / 7.62 mm / 2P~18P
Screw / Torque(Max) : M3 / 0.5N.m

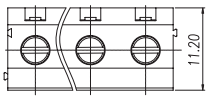

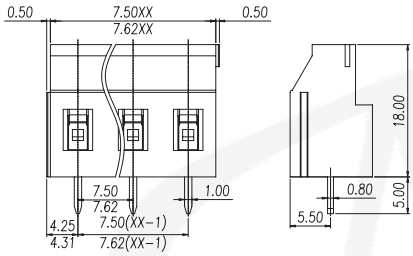

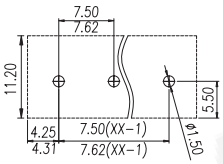

RECOMMENDED PCB LAYOUT
(PCB TOLERANCE ±0.05)



UL/CUL TECHNICAL DATA				
USE GROUP		B	C	D
RATED VOLTAGE [V]		300	150	300
RATED CURRENT [A]		20	20	10
WITHSTANDING VOLTAGE		1.6KV		
WIRE RANGE	SOLID [AWG]	26~12		
	STRANDED [AWG]	26~12		

IEC TECHNICAL DATA				
OVERVOLTAGE CATEGORY		III	III	II
CONTAMINATION CLASS		3	2	2
RATED VOLTAGE [V]		450	630	1000
RATED CURRENT [A]		24	24	24
IMPULSE WITHSTAND VOLTAGE [KV]		6	6	6
CONDUCTOR CROSS SECTION	SOLID [mm²]	0.5~2.5		
	FLEXIBLE [mm²]	0.5~2.5		

5TS500S-3T2NXXELX-01 / 5TS508S-3T2NXXELX-01

Pitch / Poles : 5.0 / 5.08mm / 2*2P~2*24P
Screw / Torque(Max) : M3 / 0.5N.m

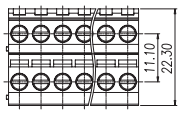

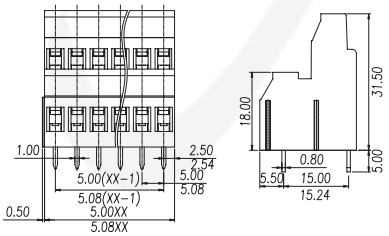

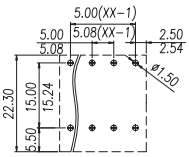

RECOMMENDED PCB LAYOUT
(PCB TOLERANCE ±0.05)



UL/CUL TECHNICAL DATA				
USE GROUP		B	C	D
RATED VOLTAGE [V]		300	-	300
RATED CURRENT [A]		20	-	10
WITHSTANDING VOLTAGE		1.6KV		
WIRE RANGE	SOLID [AWG]	26~12		
	STRANDED [AWG]	26~12		

IEC TECHNICAL DATA				
OVERVOLTAGE CATEGORY		III	III	II
CONTAMINATION CLASS		3	2	2
RATED VOLTAGE [V]		250	400	630
RATED CURRENT [A]		20	20	20
IMPULSE WITHSTAND VOLTAGE [KV]		4	4	4
CONDUCTOR CROSS SECTION	SOLID [mm²]	0.5~2.5		
	FLEXIBLE [mm²]	0.5~2.5		

5TS500S-32ANXXXLX-01 / 5TS508S-32ANXXELX-01

Pitch / Poles : 5.0 / 5.08 mm / 2*2P~2*24P
Screw / Torque(Max) : M3 / 0.5N.m

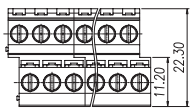

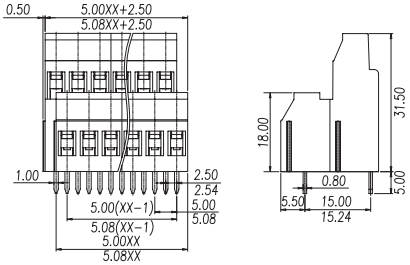

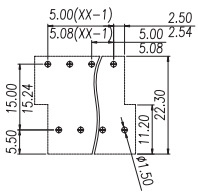

RECOMMENDED PCB LAYOUT
(PCB TOLERANCE ±0.05)



UL/CUL TECHNICAL DATA				
USE GROUP		B	C	D
RATED VOLTAGE [V]		300	-	300
RATED CURRENT [A]		20	-	10
WITHSTANDING VOLTAGE		1.6KV		
WIRE RANGE	SOLID [AWG]	26~12		
	STRANDED [AWG]	26~12		

IEC TECHNICAL DATA				
OVERVOLTAGE CATEGORY		III	III	II
CONTAMINATION CLASS		3	2	2
RATED VOLTAGE [V]		250	400	630
RATED CURRENT [A]		20	20	20
IMPULSE WITHSTAND VOLTAGE [KV]		4	4	4
CONDUCTOR CROSS SECTION	SOLID [mm²]	0.5~2.5		
	FLEXIBLE [mm²]	0.5~2.5		

5TS500S-32BNXXXLX-01 / 5TS508S-32BNXXELX-01

Pitch / Poles : 5.0 / 5.08mm / 2*2P~2*24P
Screw / Torque(Max) : M3 / 0.5N.m

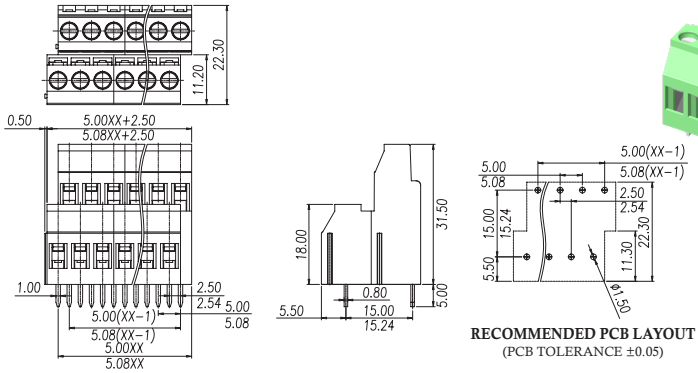

RECOMMENDED PCB LAYOUT
(PCB TOLERANCE ±0.05)

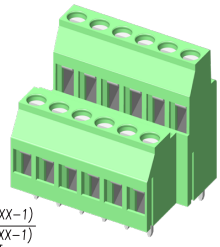

UL/CUL TECHNICAL DATA				
USE GROUP		B	C	D
RATED VOLTAGE [V]		300	-	300
RATED CURRENT [A]		20	-	10
WITHSTANDING VOLTAGE		1.6KV		
WIRE RANGE	SOLID [AWG]	26~12		
	STRANDED [AWG]	26~12		

IEC TECHNICAL DATA				
OVERVOLTAGE CATEGORY		III	III	II
CONTAMINATION CLASS		3	2	2
RATED VOLTAGE [V]		250	400	630
RATED CURRENT [A]		20	20	20
IMPULSE WITHSTAND VOLTAGE [KV]		4	4	4
CONDUCTOR CROSS SECTION	SOLID [mm²]	0.5~2.5		
	FLEXIBLE [mm²]	0.5~2.5		

5TS500S-33ANXXXLX-01 / 5TS508S-33ANXXXLX-01

Pitch / Poles : 5.0 / 5.08 mm / 3*2P~3*24P
Screw / Torque(Max) : M3 / 0.5N.m

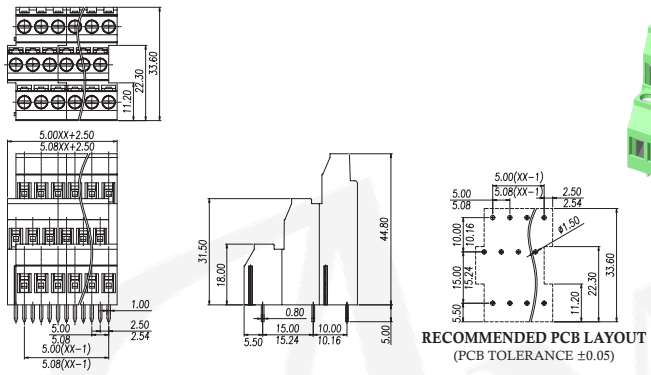

RECOMMENDED PCB LAYOUT
(PCB TOLERANCE ±0.05)



UL/CUL TECHNICAL DATA				
USE GROUP		B	C	D
RATED VOLTAGE [V]		300	-	300
RATED CURRENT [A]		20	-	10
WITHSTANDING VOLTAGE		1.6KV		
WIRE RANGE	SOLID [AWG]	26~12		
	STRANDED [AWG]	26~12		

IEC TECHNICAL DATA				
OVERVOLTAGE CATEGORY		III	III	II
CONTAMINATION CLASS		3	2	2
RATED VOLTAGE [V]		250	400	630
RATED CURRENT [A]		17.5	17.5	17.5
IMPULSE WITHSTAND VOLTAGE [KV]		4	4	4
CONDUCTOR CROSS SECTION	SOLID [mm²]	0.5~2.5		
	FLEXIBLE [mm²]	0.5~2.5		

5TS508S-131NXXELX-01

Pitch / Poles : 5.08 mm / 2P~24P
Screw / Torque(Max) : M3 / 0.5N.m

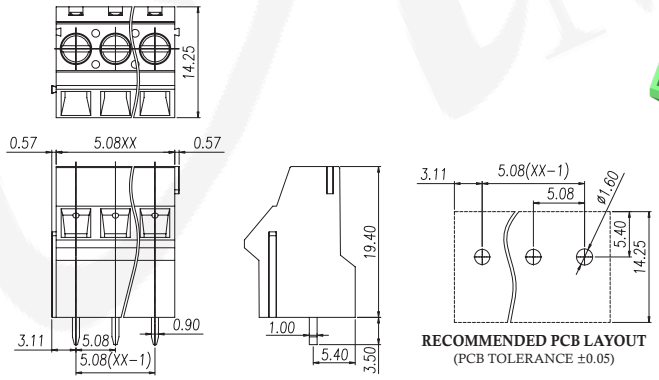

RECOMMENDED PCB LAYOUT
(PCB TOLERANCE ±0.05)

UL/CUL TECHNICAL DATA				
USE GROUP		B	C	D
RATED VOLTAGE [V]		300	-	300
RATED CURRENT [A]		20	-	10
WITHSTANDING VOLTAGE		1.6KV		
WIRE RANGE	SOLID [AWG]	26~12		
	STRANDED [AWG]	26~12		

IEC TECHNICAL DATA				
OVERVOLTAGE CATEGORY		III	III	II
CONTAMINATION CLASS		3	2	2
RATED VOLTAGE [V]		250	400	630
RATED CURRENT [A]		20	20	20
IMPULSE WITHSTAND VOLTAGE [KV]		4	4	4
CONDUCTOR CROSS SECTION	SOLID [mm²]	0.2~2.5		
	FLEXIBLE [mm²]	0.2~2.5		

5TS635S-635NXXELB-01

Pitch / Poles : 6.35 mm / 2P~24P
Screw / Torque(Max) : M3 / 0.5N.m

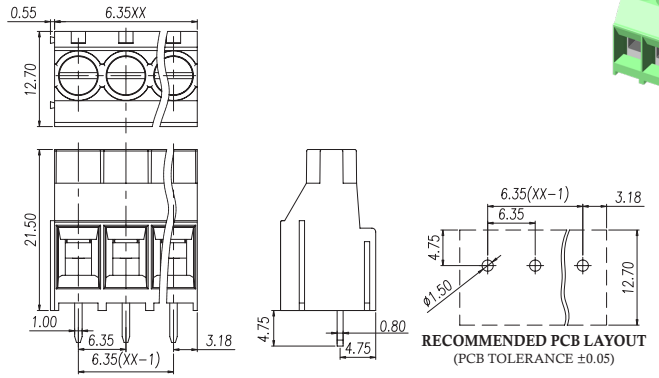

RECOMMENDED PCB LAYOUT
(PCB TOLERANCE ±0.05)



UL/CUL TECHNICAL DATA				
USE GROUP		B	C	D
RATED VOLTAGE [V]		300	-	300
RATED CURRENT [A]		30	-	10
WITHSTANDING VOLTAGE		1.6KV		
WIRE RANGE	SOLID [AWG]	26~10		
	STRANDED [AWG]	26~10		

IEC TECHNICAL DATA				
OVERVOLTAGE CATEGORY		III	III	II
CONTAMINATION CLASS		3	2	2
RATED VOLTAGE [V]		400	630	1000
RATED CURRENT [A]		32	32	32
IMPULSE WITHSTAND VOLTAGE [KV]		6	6	6
CONDUCTOR CROSS SECTION	SOLID [mm²]	0.5~4.0		
	FLEXIBLE [mm²]	0.5~4.0		

5TS635S-6VKNXXELB-01

Pitch / Poles : 6.35 mm / 2P~18P
Screw / Torque(Max) : M3 / 0.5N.m

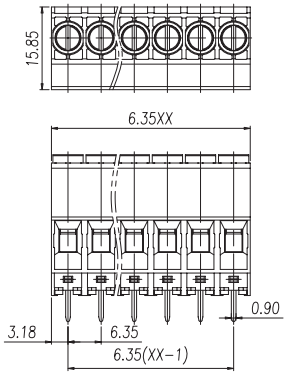



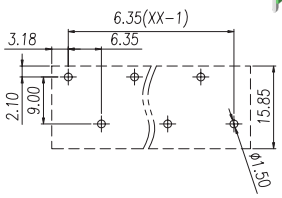

RECOMMENDED PCB LAYOUT
(PCB TOLERANCE ±0.05)

UL/CUL TECHNICAL DATA		B	C	D
USE GROUP		B	C	D
RATED VOLTAGE [V]		600	600	600
RATED CURRENT [A]		30	30	5
WITHSTANDING VOLTAGE			2.2KV	
WIRE RANGE	SOLID [AWG]		24~10	
	STRANDED [AWG]		24~10	

IEC TECHNICAL DATA				
OVERVOLTAGE CATEGORY		III	III	II
CONTAMINATION CLASS		3	2	2
RATED VOLTAGE [V]		800	1000	1000
RATED CURRENT [A]		41	41	41
IMPULSE WITHSTAND VOLTAGE [KV]		8	8	8
CONDUCTOR CROSS SECTION	SOLID [mm²]		0.2~6.0	
	FLEXIBLE [mm²]		0.2~4.0	

5TS825S-6VKNXXXLX-01

Pitch / Poles : 8.25 mm / 2P~18P
Screw / Torque(Max) : M3 / 0.5N.m

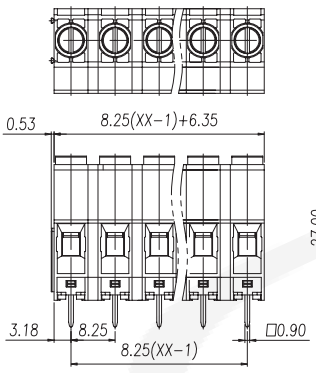



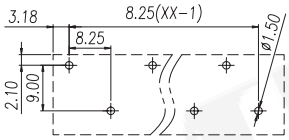

RECOMMENDED PCB LAYOUT
(PCB TOLERANCE ±0.05)

UL/CUL TECHNICAL DATA		B	C	D
USE GROUP		B	C	D
RATED VOLTAGE [V]		600	600	600
RATED CURRENT [A]		30	30	5
WITHSTANDING VOLTAGE			2.2KV	
WIRE RANGE	SOLID [AWG]		24~10	
	STRANDED [AWG]		24~10	

IEC TECHNICAL DATA				
OVERVOLTAGE CATEGORY		III	III	II
CONTAMINATION CLASS		3	2	2
RATED VOLTAGE [V]		800	1000	1000
RATED CURRENT [A]		41	41	41
IMPULSE WITHSTAND VOLTAGE [KV]		8	8	8
CONDUCTOR CROSS SECTION	SOLID [mm²]		0.2~6.0	
	FLEXIBLE [mm²]		0.2~4.0	

5TS635S-636NXXELX-01

Pitch / Poles : 6.35 mm / 2P~24P
Screw / Torque(Max) : M2.5 / 0.4N.m

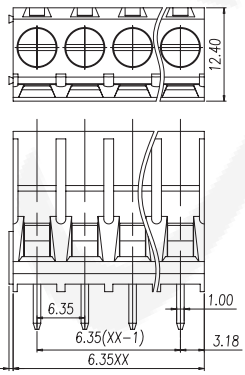



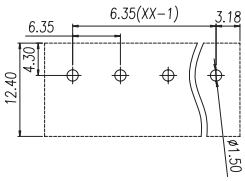

RECOMMENDED PCB LAYOUT
(PCB TOLERANCE ±0.05)

UL/CUL TECHNICAL DATA		B	C	D
USE GROUP		B	C	D
RATED VOLTAGE [V]		300	-	300
RATED CURRENT [A]		30	-	10
WITHSTANDING VOLTAGE			1.6KV	
WIRE RANGE	SOLID [AWG]		26~10	
	STRANDED [AWG]		26~10	

IEC TECHNICAL DATA				
OVERVOLTAGE CATEGORY		III	III	II
CONTAMINATION CLASS		3	2	2
RATED VOLTAGE [V]		400	630	1000
RATED CURRENT [A]		32	32	32
IMPULSE WITHSTAND VOLTAGE [KV]		6	6	6
CONDUCTOR CROSS SECTION	SOLID [mm²]		0.5~4.0	
	FLEXIBLE [mm²]		0.5~4.0	

5TS750S-750NXXELX-01

Pitch / Poles : 7.5 mm / 2P~24P
Screw / Torque(Max) : M3 / 0.5N.m

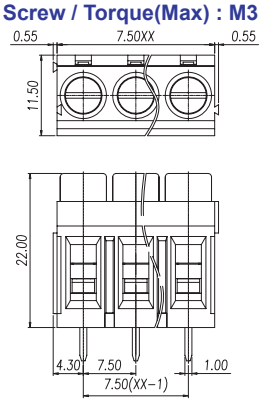

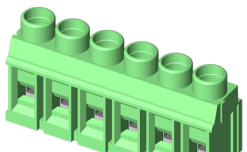

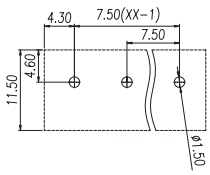

RECOMMENDED PCB LAYOUT
(PCB TOLERANCE ±0.05)

UL/CUL TECHNICAL DATA		B	C	D
USE GROUP		B	C	D
RATED VOLTAGE [V]		300	-	300
RATED CURRENT [A]		30	-	10
WITHSTANDING VOLTAGE			1.6KV	
WIRE RANGE	SOLID [AWG]		26~10	
	STRANDED [AWG]		26~10	

IEC TECHNICAL DATA				
OVERVOLTAGE CATEGORY		III	III	II
CONTAMINATION CLASS		3	2	2
RATED VOLTAGE [V]		450	630	1000
RATED CURRENT [A]		32	32	32
IMPULSE WITHSTAND VOLTAGE [KV]		6	6	6
CONDUCTOR CROSS SECTION	SOLID [mm²]		0.5~4.0	
	FLEXIBLE [mm²]		0.5~4.0	

5TS762S-762NXXELB-01

Pitch / Poles : 7.62 mm / 2P~24P
Screw / Torque(Max) : M3 / 0.5N.m

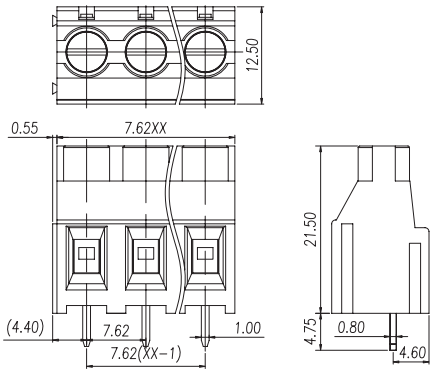



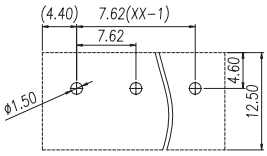

RECOMMENDED PCB LAYOUT
(PCB TOLERANCE ±0.05)

UL/CUL TECHNICAL DATA		B	C	D
USE GROUP		B	C	D
RATED VOLTAGE [V]		300	-	300
RATED CURRENT [A]		30	-	10
WITHSTANDING VOLTAGE		1.6KV		
WIRE RANGE	SOLID [AWG]	26~10		
	STRANDED [AWG]	26~10		

IEC TECHNICAL DATA				
OVERVOLTAGE CATEGORY		III	III	II
CONTAMINATION CLASS		3	2	2
RATED VOLTAGE [V]		500	630	1000
RATED CURRENT [A]		32	32	32
IMPULSE WITHSTAND VOLTAGE [KV]		6	6	6
CONDUCTOR CROSS SECTION	SOLID [mm²]	0.5~4.0		
	FLEXIBLE [mm²]	0.5~4.0		

5TS950S-950NXXELB-01

Pitch / Poles : 9.5 mm / 2P~24P
Screw / Torque(Max) : M3 / 0.5N.m

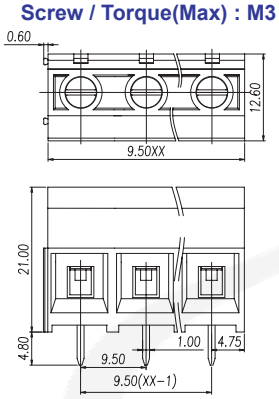

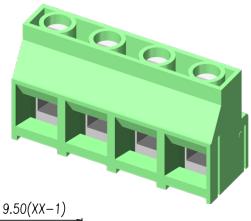

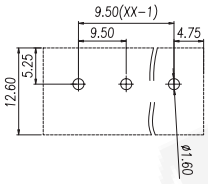

RECOMMENDED PCB LAYOUT
(PCB TOLERANCE ±0.05)

UL/CUL TECHNICAL DATA		B	C	D
USE GROUP		B	C	D
RATED VOLTAGE [V]		300	300	300
RATED CURRENT [A]		30	30	10
WITHSTANDING VOLTAGE		1.6KV		
WIRE RANGE	SOLID [AWG]	26~10		
	STRANDED [AWG]	26~10		

IEC TECHNICAL DATA				
OVERVOLTAGE CATEGORY		III	III	II
CONTAMINATION CLASS		3	2	2
RATED VOLTAGE [V]		630	1000	1000
RATED CURRENT [A]		32	32	32
IMPULSE WITHSTAND VOLTAGE [KV]		8	8	8
CONDUCTOR CROSS SECTION	SOLID [mm²]	0.5~4.0		
	FLEXIBLE [mm²]	0.5~4.0		

5TS101S-116NXXXLB-01

Pitch / Poles : 10.16 mm / 2P~24P
Screw / Torque(Max) : M4 / 1.2N.m

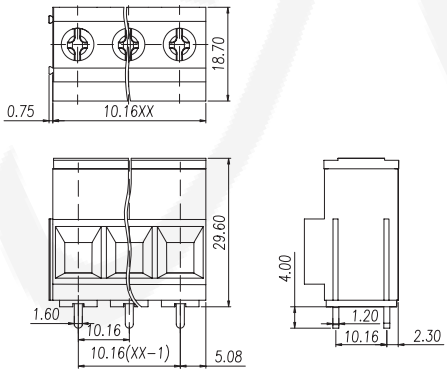



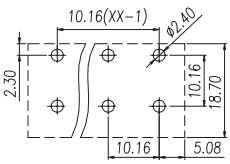

RECOMMENDED PCB LAYOUT
(PCB TOLERANCE ±0.05)

UL/CUL TECHNICAL DATA		B	C	D
USE GROUP		B	C	D
RATED VOLTAGE [V]		300	300	600
RATED CURRENT [A]		52	52	5
WITHSTANDING VOLTAGE		2.2KV		
WIRE RANGE	SOLID [AWG]	20~6		
	STRANDED [AWG]	20~6		

IEC TECHNICAL DATA				
OVERVOLTAGE CATEGORY		III	III	II
CONTAMINATION CLASS		3	2	2
RATED VOLTAGE [V]		630	1000	1000
RATED CURRENT [A]		57	57	57
IMPULSE WITHSTAND VOLTAGE [KV]		8	8	8
CONDUCTOR CROSS SECTION	SOLID [mm²]	2.5~10		
	FLEXIBLE [mm²]	2.5~10		

5TS101S-16VNXXELB-01

Pitch / Poles : 10.16 mm / 2P~16P
Screw / Torque(Max) : M4 / 1.2N.m

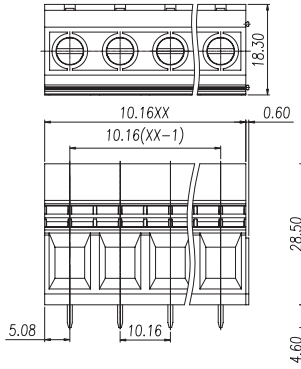



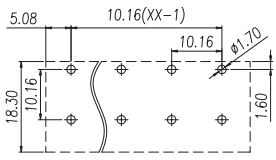

RECOMMENDED PCB LAYOUT
(PCB TOLERANCE ±0.05)

UL/CUL TECHNICAL DATA		B	C	D
USE GROUP		B	C	D
RATED VOLTAGE [V]		600	600	600
RATED CURRENT [A]		65	65	5
WITHSTANDING VOLTAGE		2.2KV		
WIRE RANGE	SOLID [AWG]	20~6		
	STRANDED [AWG]	20~6		

IEC TECHNICAL DATA				
OVERVOLTAGE CATEGORY		III	III	II
CONTAMINATION CLASS		3	2	2
RATED VOLTAGE [V]		630	1000	1000
RATED CURRENT [A]		57	57	57
IMPULSE WITHSTAND VOLTAGE [KV]		8	8	8
CONDUCTOR CROSS SECTION	SOLID [mm²]	2.5~16		
	FLEXIBLE [mm²]	2.5~16		

RoHS

5TS101S-16KNXXELB-01

Pitch / Poles : 10.16 mm / 1P~14P
Screw / Torque(Max) : M4 / 1.2N.m

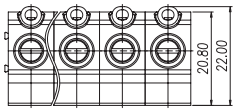



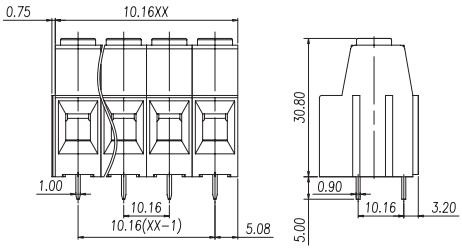

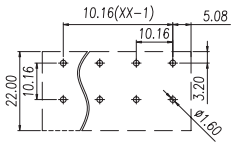

RECOMMENDED PCB LAYOUT
(PCB TOLERANCE ±0.05)

UL/CUL TECHNICAL DATA		B	C	D
USE GROUP		B	C	D
RATED VOLTAGE [V]		600	600	600
RATED CURRENT [A]		65	65	5
WITHSTANDING VOLTAGE		2.2KV		
WIRE RANGE	SOLID [AWG]	20~6		
	STRANDED [AWG]	20~6		

IEC TECHNICAL DATA				
OVERVOLTAGE CATEGORY		III	III	II
CONTAMINATION CLASS		3	2	2
RATED VOLTAGE [V]		630	1000	1000
RATED CURRENT [A]		76	76	76
IMPULSE WITHSTAND VOLTAGE [KV]		8	8	8
CONDUCTOR CROSS SECTION	SOLID [mm²]	2.5~16		
	FLEXIBLE [mm²]	2.5~16		

5TS127S-16KNXXELB-01

Pitch / Poles : 12.7 mm / 2P~14P
Screw / Torque(Max) : M4 / 1.2N.m

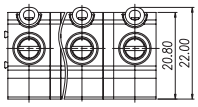



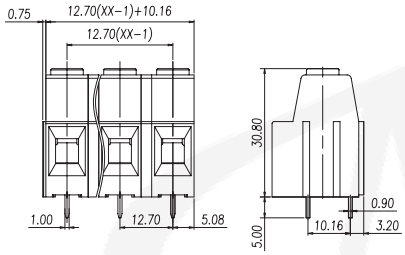

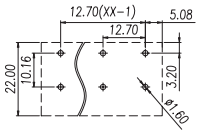

RECOMMENDED PCB LAYOUT
(PCB TOLERANCE ±0.05)

UL/CUL TECHNICAL DATA		B	C	D
USE GROUP		B	C	D
RATED VOLTAGE [V]		600	600	600
RATED CURRENT [A]		65	65	5
WITHSTANDING VOLTAGE		2.2KV		
WIRE RANGE	SOLID [AWG]	20~6		
	STRANDED [AWG]	20~6		

IEC TECHNICAL DATA				
OVERVOLTAGE CATEGORY		III	III	II
CONTAMINATION CLASS		3	2	2
RATED VOLTAGE [V]		630	1000	1000
RATED CURRENT [A]		76	76	76
IMPULSE WITHSTAND VOLTAGE [KV]		8	8	8
CONDUCTOR CROSS SECTION	SOLID [mm²]	2.5~16		
	FLEXIBLE [mm²]	2.5~16		

5TS127S-117NXXELX-01

Pitch / Poles : 12.7mm / 2P~16P
Screw /Torque(Max) : M4 / 1.2N.m

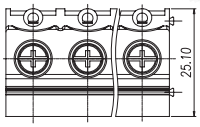

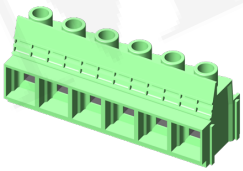

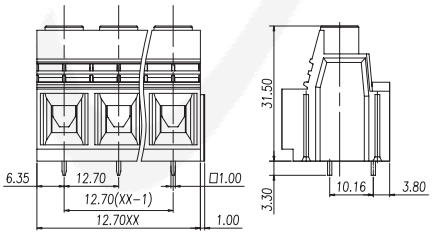

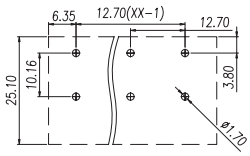

RECOMMENDED PCB LAYOUT
(PCB TOLERANCE ±0.05)

UL/CUL TECHNICAL DATA		B	C	D
USE GROUP		B	C	D
RATED VOLTAGE [V]		600	600	600
RATED CURRENT [A]		65	65	5
WITHSTANDING VOLTAGE		2.2KV		
WIRE RANGE	SOLID [AWG]	20~6		
	STRANDED [AWG]	20~6		

IEC TECHNICAL DATA				
OVERVOLTAGE CATEGORY		III	III	II
CONTAMINATION CLASS		3	2	2
RATED VOLTAGE [V]		1000	1000	1000
RATED CURRENT [A]		57	57	57
IMPULSE WITHSTAND VOLTAGE [KV]		8	8	8
CONDUCTOR CROSS SECTION	SOLID [mm²]	2.5~16		
	FLEXIBLE [mm²]	2.5~16		

5TS150S-118NXXELX-01

Pitch / Poles : 15.0mm / 1P~12P
Screw /Torque(Max) : M5 / 2.0N.m

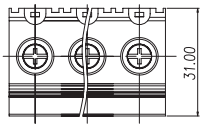



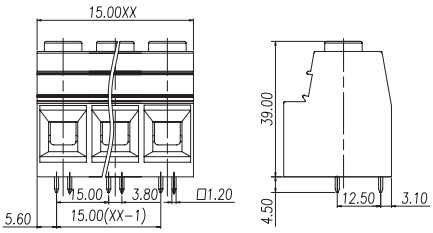

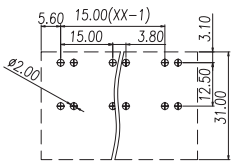

RECOMMENDED PCB LAYOUT
(PCB TOLERANCE ±0.05)

UL/CUL TECHNICAL DATA		B	C	D
USE GROUP		B	C	D
RATED VOLTAGE [V]		600	600	600
RATED CURRENT [A]		115	115	5
WITHSTANDING VOLTAGE		2.2KV		
WIRE RANGE	SOLID [AWG]	20~2		
	STRANDED [AWG]	20~2		

IEC TECHNICAL DATA				
OVERVOLTAGE CATEGORY		III	III	II
CONTAMINATION CLASS		3	2	2
RATED VOLTAGE [V]		1000	1000	1000
RATED CURRENT [A]		125	125	125
IMPULSE WITHSTAND VOLTAGE [KV]		8	8	8
CONDUCTOR CROSS SECTION	SOLID [mm²]	0.5~35		
	FLEXIBLE [mm²]	0.5~35		

5TS150S-18MEXXELX-01

Pitch / Poles : 15.0mm / 2P~10P
Screw /Torque(Max) : M5 / 2.0N.m

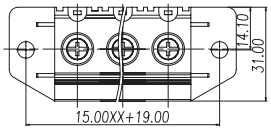



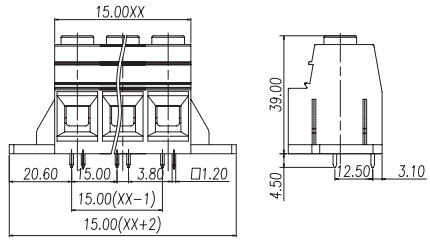

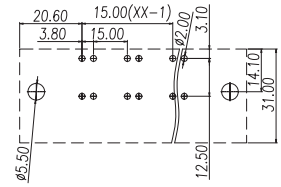

RECOMMENDED PCB LAYOUT
(PCB TOLERANCE ±0.05)

UL/CUL TECHNICAL DATA				
USE GROUP		B	C	D
RATED VOLTAGE [V]		600	600	600
RATED CURRENT [A]		115	115	5
WITHSTANDING VOLTAGE			2.2KV	
WIRE RANGE	SOLID [AWG]		20~2	
	STRANDED [AWG]		20~2	

IEC TECHNICAL DATA				
OVERVOLTAGE CATEGORY		III	III	II
CONTAMINATION CLASS		3	2	2
RATED VOLTAGE [V]		1000	1000	1000
RATED CURRENT [A]		125	125	125
IMPULSE WITHSTAND VOLTAGE [KV]		8	8	8
CONDUCTOR CROSS SECTION	SOLID [mm²]		0.5~35	
	FLEXIBLE [mm²]		0.5~35	

5TS150S-8MLE01ELX-01

Pitch / Poles : 15.0mm / 1P
Screw /Torque(Max) : M5 / 2.0N.m

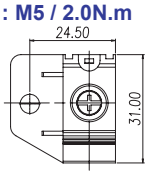



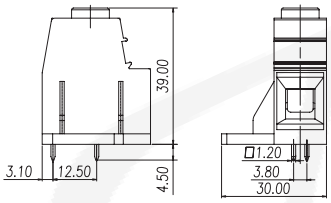

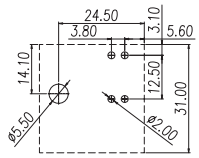

RECOMMENDED PCB LAYOUT
(PCB TOLERANCE ±0.05)

UL/CUL TECHNICAL DATA				
USE GROUP		B	C	D
RATED VOLTAGE [V]		600	600	600
RATED CURRENT [A]		115	115	5
WITHSTANDING VOLTAGE			2.2KV	
WIRE RANGE	SOLID [AWG]		20~2	
	STRANDED [AWG]		20~2	

IEC TECHNICAL DATA				
OVERVOLTAGE CATEGORY		III	III	II
CONTAMINATION CLASS		3	2	2
RATED VOLTAGE [V]		1000	1000	1000
RATED CURRENT [A]		125	125	125
IMPULSE WITHSTAND VOLTAGE [KV]		8	8	8
CONDUCTOR CROSS SECTION	SOLID [mm²]		0.5~35	
	FLEXIBLE [mm²]		0.5~35	

5TS500L-330NXXXLX-01

Pitch / Poles : 5.0 mm / 2P~24P
Screw / Torque(Max) : M2.5 / 0.4N.m

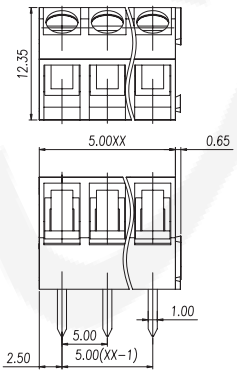



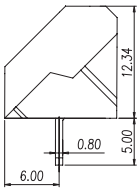

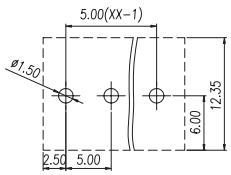

RECOMMENDED PCB LAYOUT
(PCB TOLERANCE ±0.05)

UL/CUL TECHNICAL DATA				
USE GROUP		B	C	D
RATED VOLTAGE [V]		300	-	-
RATED CURRENT [A]		15	-	-
WITHSTANDING VOLTAGE			1.6KV	
WIRE RANGE	SOLID [AWG]		28~14	
	STRANDED [AWG]		28~14	

IEC TECHNICAL DATA				
OVERVOLTAGE CATEGORY		III	III	II
CONTAMINATION CLASS		3	2	2
RATED VOLTAGE [V]		250	400	630
RATED CURRENT [A]		24	24	24
IMPULSE WITHSTAND VOLTAGE [KV]		4	4	4
CONDUCTOR CROSS SECTION	SOLID [mm²]		0.5~2.5	
	FLEXIBLE [mm²]		0.5~2.5	

5TS350L-5XDNXXELB-01 / 5TS381L-XD3NXXELB-01

Pitch / Poles : 3.5 / 3.81 mm / 2P~24P
Screw / Torque(Max) : M2 / 0.2N.m

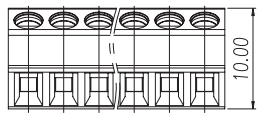



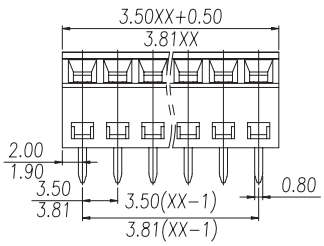

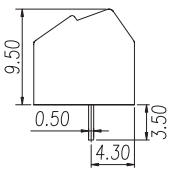

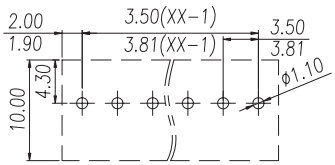

RECOMMENDED PCB LAYOUT
(PCB TOLERANCE ±0.05)

UL/CUL TECHNICAL DATA				
USE GROUP		B	C	D
RATED VOLTAGE [V]		300	-	300
RATED CURRENT [A]		10	-	10
WITHSTANDING VOLTAGE			1.6KV	
WIRE RANGE	SOLID [AWG]		26~16	
	STRANDED [AWG]		26~16	

IEC TECHNICAL DATA				
OVERVOLTAGE CATEGORY		III	III	II
CONTAMINATION CLASS		3	2	2
RATED VOLTAGE [V]		160	200	400
RATED CURRENT [A]		10	10	10
IMPULSE WITHSTAND VOLTAGE [KV]		2.5	2.5	2.5
CONDUCTOR CROSS SECTION	SOLID [mm²]		0.2~1.5	
	FLEXIBLE [mm²]		0.2~1.5	

5TS508L-XD5NXXELB-01

Pitch / Poles : 5.08 mm / 2P~24P
Screw / Torque(Max) : M3 / 0.5N.m

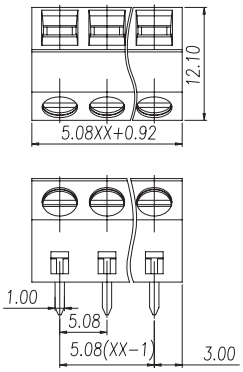

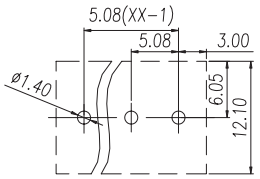

RECOMMENDED PCB LAYOUT
(PCB TOLERANCE ±0.05)



UL/CUL TECHNICAL DATA				
USE GROUP		B	C	D
RATED VOLTAGE [V]		300	-	300
RATED CURRENT [A]		15	-	10
WITHSTANDING VOLTAGE		1.6KV		
WIRE RANGE	SOLID [AWG]	26~14		
	STRANDED [AWG]	26~14		

IEC TECHNICAL DATA				
OVERVOLTAGE CATEGORY		III	III	II
CONTAMINATION CLASS		3	2	2
RATED VOLTAGE [V]		250	400	630
RATED CURRENT [A]		17.5	17.5	17.5
IMPULSE WITHSTAND VOLTAGE [KV]		4	4	4
CONDUCTOR CROSS SECTION	SOLID [mm²]	0.5~1.5		
	FLEXIBLE [mm²]	0.5~1.5		

5TS500S-500NXXELA-01

Pitch / Poles : 5.0 mm / 2*2P~2*24P
Screw / Torque(Max) : M2.5 / 0.4N.m

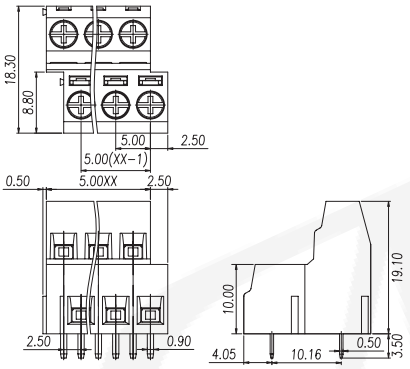

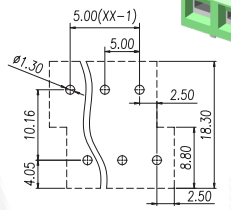

RECOMMENDED PCB LAYOUT
(PCB TOLERANCE ±0.05)



UL/CUL TECHNICAL DATA				
USE GROUP		B	C	D
RATED VOLTAGE [V]		300	-	300
RATED CURRENT [A]		12	-	10
WITHSTANDING VOLTAGE		1.6KV		
WIRE RANGE	SOLID [AWG]	26~14		
	STRANDED [AWG]	26~14		

IEC TECHNICAL DATA				
OVERVOLTAGE CATEGORY		III	III	II
CONTAMINATION CLASS		3	2	2
RATED VOLTAGE [V]		160	250	400
RATED CURRENT [A]		17.5	17.5	17.5
IMPULSE WITHSTAND VOLTAGE [KV]		4	4	4
CONDUCTOR CROSS SECTION	SOLID [mm²]	0.5~1.5		
	FLEXIBLE [mm²]	0.5~1.5		

5TS508S-508NXXELX-01

Pitch / Poles : 5.08 mm / 2*2P~2*30P
Screw / Torque(Max) : M3 / 0.5N.m

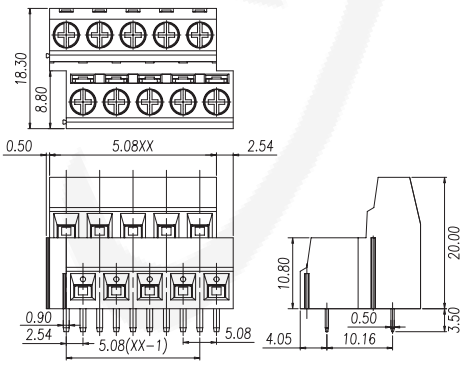

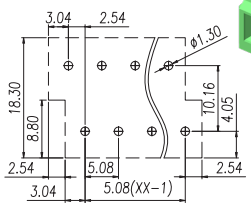

RECOMMENDED PCB LAYOUT
(PCB TOLERANCE ±0.05)



UL/CUL TECHNICAL DATA				
USE GROUP		B	C	D
RATED VOLTAGE [V]		300	-	300
RATED CURRENT [A]		12	-	10
WITHSTANDING VOLTAGE		1.6KV		
WIRE RANGE	SOLID [AWG]	26~14		
	STRANDED [AWG]	26~14		

IEC TECHNICAL DATA				
OVERVOLTAGE CATEGORY		III	III	II
CONTAMINATION CLASS		3	2	2
RATED VOLTAGE [V]		160	250	400
RATED CURRENT [A]		17.5	17.5	17.5
IMPULSE WITHSTAND VOLTAGE [KV]		4	4	4
CONDUCTOR CROSS SECTION	SOLID [mm²]	0.5~1.5		
	FLEXIBLE [mm²]	0.5~1.5		

5TS254S-254NXXXLX-01

Pitch / Poles : 2.54 mm / 2P~24P
Screw / Torque(Max) : M1.6 / 0.1N.m

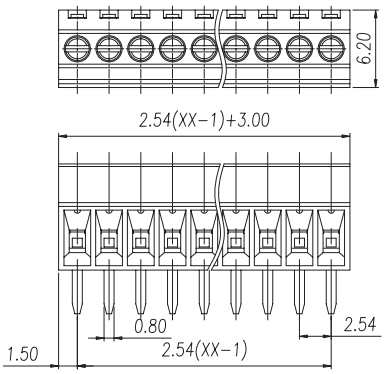

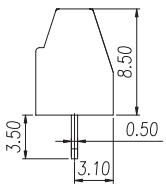

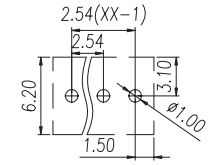

RECOMMENDED PCB LAYOUT
(PCB TOLERANCE ±0.05)



UL/CUL TECHNICAL DATA				
USE GROUP		B	C	D
RATED VOLTAGE [V]		150	-	-
RATED CURRENT [A]		7	-	-
WITHSTANDING VOLTAGE		1.3KV		
WIRE RANGE	SOLID [AWG]	26~18		
	STRANDED [AWG]	26~18		

IEC TECHNICAL DATA				
OVERVOLTAGE CATEGORY		III	III	II
CONTAMINATION CLASS		3	2	2
RATED VOLTAGE [V]		63	130	320
RATED CURRENT [A]		8	8	8
IMPULSE WITHSTAND VOLTAGE [KV]		1.5	1.5	2.5
CONDUCTOR CROSS SECTION	SOLID [mm²]	0.5~1.0		
	FLEXIBLE [mm²]	0.5~1.0		

5TS350S-381NXXELB-01 / 5TS381S-381NXXXLB-01

Pitch / Poles : 3.5 / 3.81 mm / 2P~24P
Screw / Torque(Max) : M2 / 0.2N.m

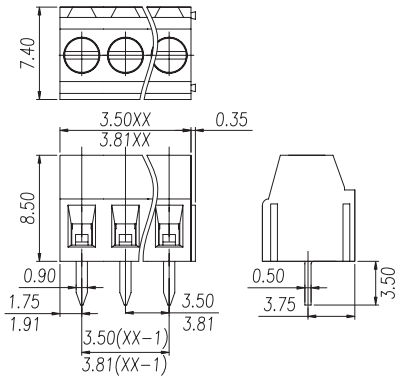

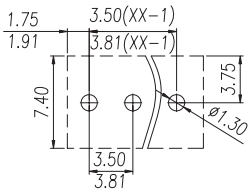

RECOMMENDED PCB LAYOUT
(PCB TOLERANCE ±0.05)



UL/CUL TECHNICAL DATA				
USE GROUP		B	C	D
RATED VOLTAGE [V]		300	-	300
RATED CURRENT [A]		10	-	10
WITHSTANDING VOLTAGE		1.6KV		
WIRE RANGE	SOLID [AWG]	28~16		
	STRANDED [AWG]	28~16		

IEC TECHNICAL DATA				
OVERVOLTAGE CATEGORY		III	III	II
CONTAMINATION CLASS		3	2	2
RATED VOLTAGE [V]		160	200	400
RATED CURRENT [A]		13.5	13.5	13.5
IMPULSE WITHSTAND VOLTAGE [KV]		2.5	2.5	2.5
CONDUCTOR CROSS SECTION	SOLID [mm²]	0.5~1.0		
	FLEXIBLE [mm²]	0.5~1.0		

5TS350S-38HNXXELB-01 / 5TS381S-38HNXXELB-01

Pitch / Poles : 3.5 / 3.81 mm / 2P~24P
Screw / Torque(Max) : M2 / 0.2N.m

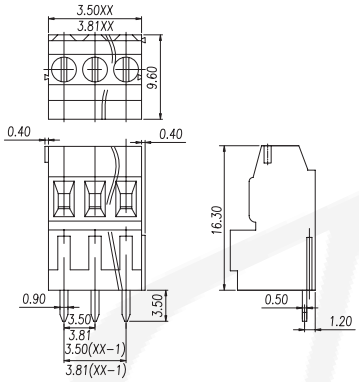

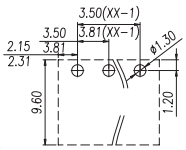

RECOMMENDED PCB LAYOUT
(PCB TOLERANCE ±0.05)



UL/CUL TECHNICAL DATA				
USE GROUP		B	C	D
RATED VOLTAGE [V]		300	-	300
RATED CURRENT [A]		10	-	10
WITHSTANDING VOLTAGE		1.6KV		
WIRE RANGE	SOLID [AWG]	28~16		
	STRANDED [AWG]	28~16		

IEC TECHNICAL DATA				
OVERVOLTAGE CATEGORY		III	III	II
CONTAMINATION CLASS		3	2	2
RATED VOLTAGE [V]		160	200	400
RATED CURRENT [A]		13.5	13.5	13.5
IMPULSE WITHSTAND VOLTAGE [KV]		2.5	2.5	2.5
CONDUCTOR CROSS SECTION	SOLID [mm²]	0.5~1.0		
	FLEXIBLE [mm²]	0.5~1.0		

5TS350S-38ANXXELX-01 / 5TS381S-38ANXXELX-01

Pitch / Poles : 3.5 / 3.81 mm / 2*2P~2*24P
Screw / Torque(Max) : M2 / 0.2N.m

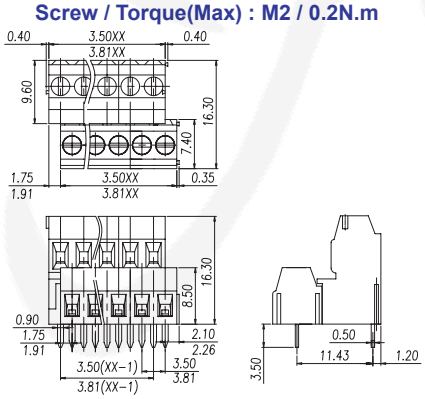

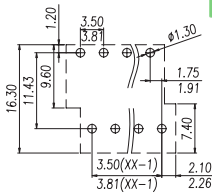

RECOMMENDED PCB LAYOUT
(PCB TOLERANCE ±0.05)



UL/CUL TECHNICAL DATA				
USE GROUP		B	C	D
RATED VOLTAGE [V]		300	-	300
RATED CURRENT [A]		10	-	10
WITHSTANDING VOLTAGE		1.6KV		
WIRE RANGE	SOLID [AWG]	28~16		
	STRANDED [AWG]	28~16		

IEC TECHNICAL DATA				
OVERVOLTAGE CATEGORY		III	III	II
CONTAMINATION CLASS		3	2	2
RATED VOLTAGE [V]		160	200	400
RATED CURRENT [A]		13.5	13.5	13.5
IMPULSE WITHSTAND VOLTAGE [KV]		2.5	2.5	2.5
CONDUCTOR CROSS SECTION	SOLID [mm²]	0.5~1.0		
	FLEXIBLE [mm²]	0.5~1.0		

5TS350S-38BNXXELX-01 / 5TS381S-38BNXXELX-01

Pitch / Poles : 3.5 / 3.81 mm / 2*2P~2*24P
Screw / Torque(Max) : M2 / 0.2N.m

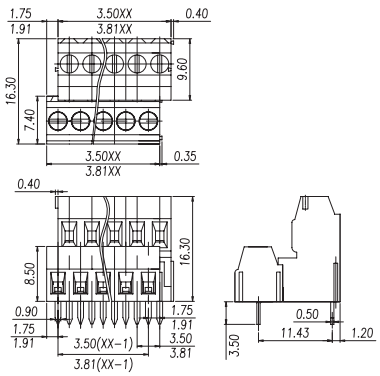

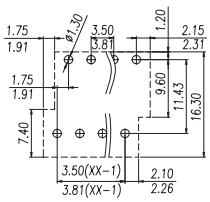

RECOMMENDED PCB LAYOUT
(PCB TOLERANCE ±0.05)



UL/CUL TECHNICAL DATA				
USE GROUP		B	C	D
RATED VOLTAGE [V]		300	-	300
RATED CURRENT [A]		10	-	10
WITHSTANDING VOLTAGE		1.6KV		
WIRE RANGE	SOLID [AWG]	28~16		
	STRANDED [AWG]	28~16		

IEC TECHNICAL DATA				
OVERVOLTAGE CATEGORY		III	III	II
CONTAMINATION CLASS		3	2	2
RATED VOLTAGE [V]		160	200	400
RATED CURRENT [A]		13.5	13.5	13.5
IMPULSE WITHSTAND VOLTAGE [KV]		2.5	2.5	2.5
CONDUCTOR CROSS SECTION	SOLID [mm²]	0.5~1.0		
	FLEXIBLE [mm²]	0.5~1.0		

RoHS

5TS500S-K50NXXXLB-01 / 5TS508S-K50NXXXLB-01

Pitch / Poles : 5.0 / 5.08 mm / 2P~24P
Screw / Torque(Max) : M2.5 / 0.4N.m

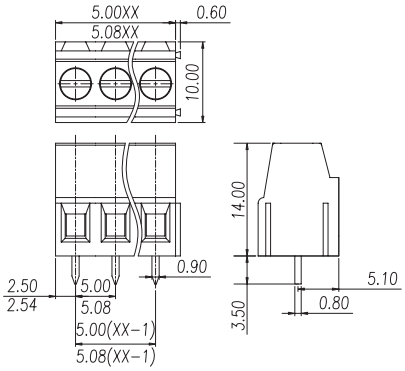

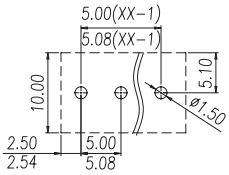

RECOMMENDED PCB LAYOUT
(PCB TOLERANCE ±0.05)



UL/CUL TECHNICAL DATA				
USE GROUP		B	C	D
RATED VOLTAGE [V]		300	-	300
RATED CURRENT [A]		15	-	10
WITHSTANDING VOLTAGE		1.6KV		
WIRE RANGE	SOLID [AWG]	30~14		
	STRANDED [AWG]	30~14		

IEC TECHNICAL DATA				
OVERVOLTAGE CATEGORY		III	III	II
CONTAMINATION CLASS		3	2	2
RATED VOLTAGE [V]		250	400	630
RATED CURRENT [A]		24	24	24
IMPULSE WITHSTAND VOLTAGE [KV]		4	4	4
CONDUCTOR CROSS SECTION	SOLID [mm²]	0.5~2.5		
	FLEXIBLE [mm²]	0.5~2.5		

5TS500S-E50NXXXLB-01 / 5TS508S-E50NXXELB-01

Pitch / Poles : 5.0 / 5.08 mm / 2P~24P
Screw / Torque(Max) : M2.5 / 0.4N.m

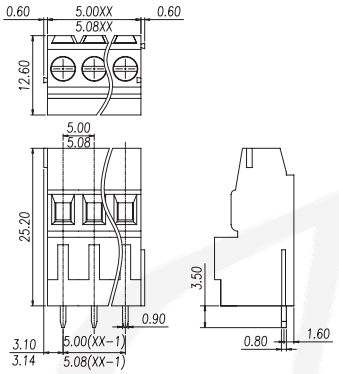

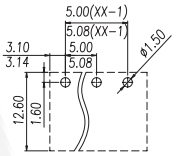

RECOMMENDED PCB LAYOUT
(PCB TOLERANCE ±0.05)



UL/CUL TECHNICAL DATA				
USE GROUP		B	C	D
RATED VOLTAGE [V]		300	-	300
RATED CURRENT [A]		15	-	10
WITHSTANDING VOLTAGE		1.6KV		
WIRE RANGE	SOLID [AWG]	30~14		
	STRANDED [AWG]	30~14		

IEC TECHNICAL DATA				
OVERVOLTAGE CATEGORY		III	III	II
CONTAMINATION CLASS		3	2	2
RATED VOLTAGE [V]		250	400	630
RATED CURRENT [A]		24	24	24
IMPULSE WITHSTAND VOLTAGE [KV]		4	4	4
CONDUCTOR CROSS SECTION	SOLID [mm²]	0.5~2.5		
	FLEXIBLE [mm²]	0.5~2.5		

5TS500S-E3KNXXELX-01 / 5TS508S-E3KNXXELX-01

Pitch / Poles : 5.0 / 5.08 mm / 2P~24P
Screw / Torque(Max) : M2.5 / 0.4N.m

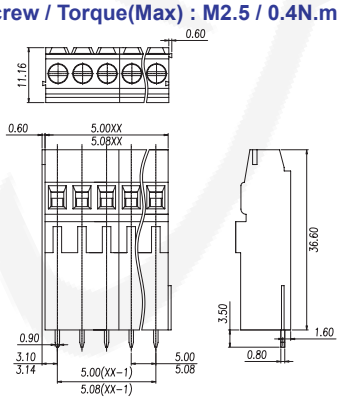

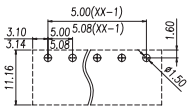

RECOMMENDED PCB LAYOUT
(PCB TOLERANCE ±0.05)



UL/CUL TECHNICAL DATA				
USE GROUP		B	C	D
RATED VOLTAGE [V]		300	-	300
RATED CURRENT [A]		15	-	10
WITHSTANDING VOLTAGE		1.6KV		
WIRE RANGE	SOLID [AWG]	30~14		
	STRANDED [AWG]	30~14		

IEC TECHNICAL DATA				
OVERVOLTAGE CATEGORY		III	III	II
CONTAMINATION CLASS		3	2	2
RATED VOLTAGE [V]		250	400	630
RATED CURRENT [A]		24	24	24
IMPULSE WITHSTAND VOLTAGE [KV]		4	4	4
CONDUCTOR CROSS SECTION	SOLID [mm²]	0.5~2.5		
	FLEXIBLE [mm²]	0.5~2.5		

5TS500S-K5ANXXELX-01 / 5TS508S-K5ANXXELX-01

Pitch / Poles : 5.0 / 5.08 mm / 2*2P~2*24P
Screw /Torque(Max) : M2.5 / 0.4N.m

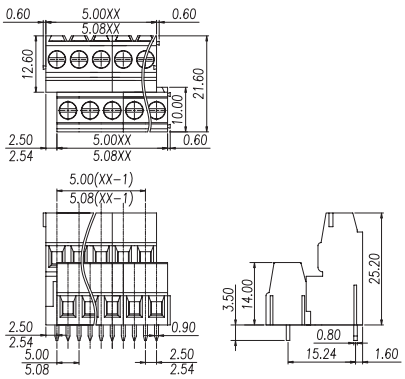

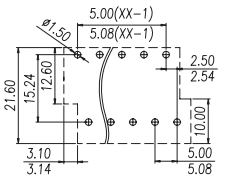

RECOMMENDED PCB LAYOUT
(PCB TOLERANCE ±0.05)



UL/CUL TECHNICAL DATA				
USE GROUP		B	C	D
RATED VOLTAGE [V]		300	-	300
RATED CURRENT [A]		15	-	10
WITHSTANDING VOLTAGE		1.6KV		
WIRE RANGE	SOLID [AWG]	30~14		
	STRANDED [AWG]	30~14		

IEC TECHNICAL DATA				
OVERVOLTAGE CATEGORY		III	III	II
CONTAMINATION CLASS		3	2	2
RATED VOLTAGE [V]		250	400	630
RATED CURRENT [A]		24	24	24
IMPULSE WITHSTAND VOLTAGE [KV]		4	4	4
CONDUCTOR CROSS SECTION	SOLID [mm²]	0.5~2.5		
	FLEXIBLE [mm²]	0.5~2.5		

5TS508S-K5ANXXXLB-02

Pitch / Poles : 5.08 mm / 2*2P~2*24P
Screw /Torque(Max) : M3 / 0.5N.m

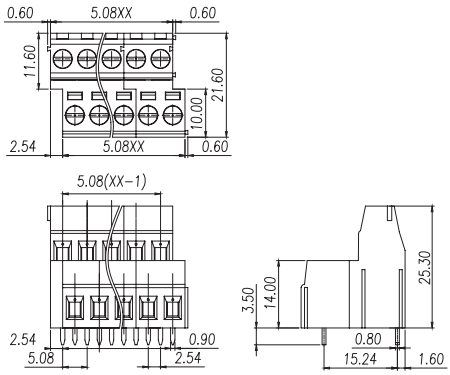

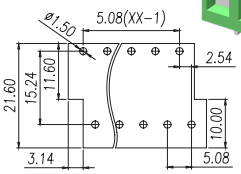

RECOMMENDED PCB LAYOUT
(PCB TOLERANCE ±0.05)



UL/CUL TECHNICAL DATA				
USE GROUP		B	C	D
RATED VOLTAGE [V]		300	-	300
RATED CURRENT [A]		15	-	10
WITHSTANDING VOLTAGE			1.6KV	
WIRE RANGE	SOLID [AWG]		30~14	
	STRANDED [AWG]		30~14	

IEC TECHNICAL DATA				
OVERVOLTAGE CATEGORY		III	III	II
CONTAMINATION CLASS		3	2	2
RATED VOLTAGE [V]		250	400	630
RATED CURRENT [A]		24	24	24
IMPULSE WITHSTAND VOLTAGE [KV]		4	4	4
CONDUCTOR CROSS SECTION	SOLID [mm²]		0.5~2.5	
	FLEXIBLE [mm²]		0.5~2.5	

5TS500S-K5BNXXELB-01 / 5TS508S-K5BNXXELX-01

Pitch / Poles : 5.0 / 5.08 mm / 2*2P~2*24P
Screw /Torque(Max) : M2.5 / 0.4N.m

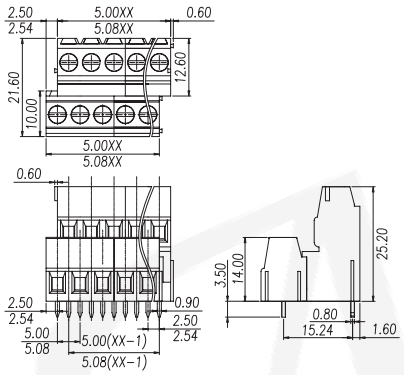

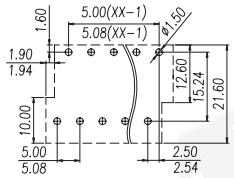

RECOMMENDED PCB LAYOUT
(PCB TOLERANCE ±0.05)

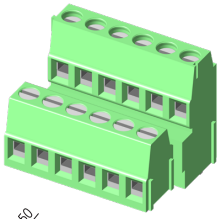

UL/CUL TECHNICAL DATA				
USE GROUP		B	C	D
RATED VOLTAGE [V]		300	-	300
RATED CURRENT [A]		15	-	10
WITHSTANDING VOLTAGE			1.6KV	
WIRE RANGE	SOLID [AWG]		30~14	
	STRANDED [AWG]		30~14	

IEC TECHNICAL DATA				
OVERVOLTAGE CATEGORY		III	III	II
CONTAMINATION CLASS		3	2	2
RATED VOLTAGE [V]		250	400	630
RATED CURRENT [A]		24	24	24
IMPULSE WITHSTAND VOLTAGE [KV]		4	4	4
CONDUCTOR CROSS SECTION	SOLID [mm²]		0.5~2.5	
	FLEXIBLE [mm²]		0.5~2.5	

5TS500S-E2ANXXELX-01 / 5TS508S-E2ANXXELX-01

Pitch / Poles : 5.0 / 5.08 mm / 2*2P~2*24P
Screw /Torque(Max) : M2.5 / 0.4N.m

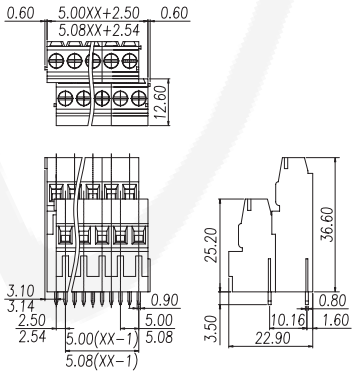

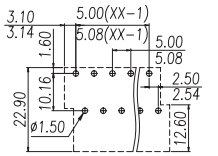

RECOMMENDED PCB LAYOUT
(PCB TOLERANCE ±0.05)



UL/CUL TECHNICAL DATA				
USE GROUP		B	C	D
RATED VOLTAGE [V]		300	-	300
RATED CURRENT [A]		15	-	10
WITHSTANDING VOLTAGE			1.6KV	
WIRE RANGE	SOLID [AWG]		30~14	
	STRANDED [AWG]		30~14	

IEC TECHNICAL DATA				
OVERVOLTAGE CATEGORY		III	III	II
CONTAMINATION CLASS		3	2	2
RATED VOLTAGE [V]		250	400	630
RATED CURRENT [A]		24	24	24
IMPULSE WITHSTAND VOLTAGE [KV]		4	4	4
CONDUCTOR CROSS SECTION	SOLID [mm²]		0.5~2.5	
	FLEXIBLE [mm²]		0.5~2.5	

5TS500S-E2BNXXELX-01 / 5TS508S-E2BNXXELX-01

Pitch / Poles : 5.0 / 5.08 mm / 2*2P~2*24P
Screw /Torque(Max) : M2.5 / 0.4 N.m

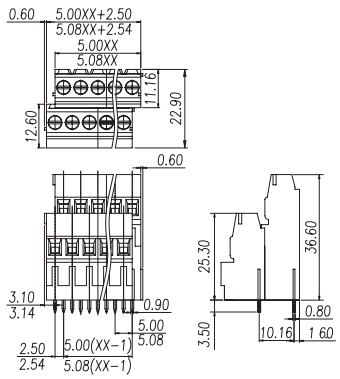

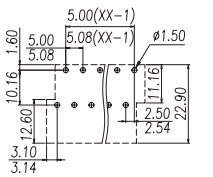

RECOMMENDED PCB LAYOUT
(PCB TOLERANCE ±0.05)



UL/CUL TECHNICAL DATA				
USE GROUP		B	C	D
RATED VOLTAGE [V]		300	-	300
RATED CURRENT [A]		15	-	10
WITHSTANDING VOLTAGE			1.6KV	
WIRE RANGE	SOLID [AWG]		30~14	
	STRANDED [AWG]		30~14	

IEC TECHNICAL DATA				
OVERVOLTAGE CATEGORY		III	III	II
CONTAMINATION CLASS		3	2	2
RATED VOLTAGE [V]		250	400	630
RATED CURRENT [A]		24	24	24
IMPULSE WITHSTAND VOLTAGE [KV]		4	4	4
CONDUCTOR CROSS SECTION	SOLID [mm²]		0.5~2.5	
	FLEXIBLE [mm²]		0.5~2.5	

5TS500S-E3ANXXELX-01 / 5TS508S-E3ANXXELB-01

Pitch / Poles : 5.0 / 5.08 mm / 3*2P~3*24P
Screw /Torque(Max) : M2.5 / 0.4 N.m

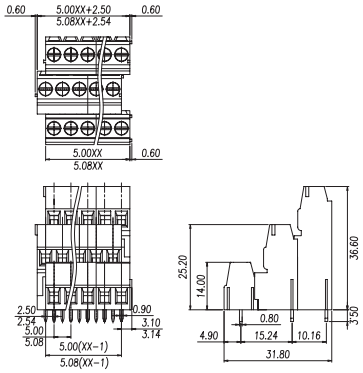



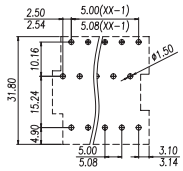

RECOMMENDED PCB LAYOUT
(PCB TOLERANCE ±0.05)

UL/CUL TECHNICAL DATA				
USE GROUP		B	C	D
RATED VOLTAGE [V]		300	-	300
RATED CURRENT [A]		15	-	10
WITHSTANDING VOLTAGE		1.6KV		
WIRE RANGE	SOLID [AWG]	30~14		
	STRANDED [AWG]	30~14		

IEC TECHNICAL DATA				
OVERVOLTAGE CATEGORY		III	III	II
CONTAMINATION CLASS		3	2	2
RATED VOLTAGE [V]		250	400	630
RATED CURRENT [A]		18	18	18
IMPULSE WITHSTAND VOLTAGE [KV]		4	4	4
CONDUCTOR CROSS SECTION	SOLID [mm²]	0.5~2.5		
	FLEXIBLE [mm²]	0.5~2.5		

5TS500S-E3BNXXELX-01 / 5TS508S-E3BNXXELX-01

Pitch / Poles : 5.0 / 5.08 mm / 3*2P~3*24P
Screw / Torque(Max) : M 2.5 / 0.4N.m

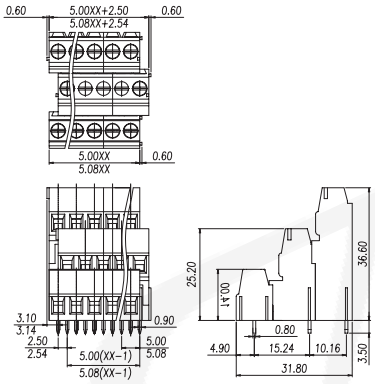

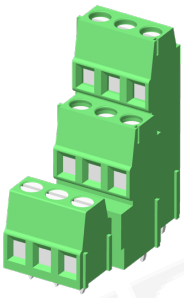

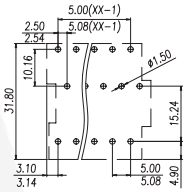

RECOMMENDED PCB LAYOUT
(PCB TOLERANCE ±0.05)

UL/CUL TECHNICAL DATA				
USE GROUP		B	C	D
RATED VOLTAGE [V]		300	-	300
RATED CURRENT [A]		15	-	10
WITHSTANDING VOLTAGE		1.6KV		
WIRE RANGE	SOLID [AWG]	30~14		
	STRANDED [AWG]	30~14		

IEC TECHNICAL DATA				
OVERVOLTAGE CATEGORY		III	III	II
CONTAMINATION CLASS		3	2	2
RATED VOLTAGE [V]		250	400	630
RATED CURRENT [A]		18	18	18
IMPULSE WITHSTAND VOLTAGE [KV]		4	4	4
CONDUCTOR CROSS SECTION	SOLID [mm²]	0.5~2.5		
	FLEXIBLE [mm²]	0.5~2.5		

5TS500R-105NxxELB-01

Pitch / Poles : 5.0 mm / 1P~30P
Screw /Torque(Max) : M2.5 / 0.4 N.m



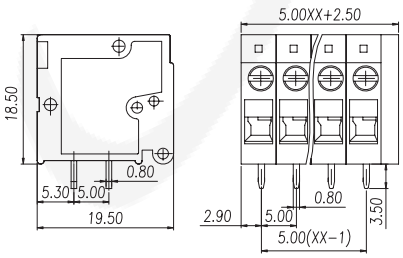

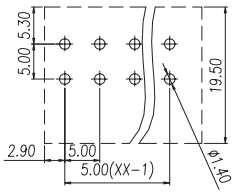

RECOMMENDED PCB LAYOUT
(PCB TOLERANCE ±0.05)

UL/CUL TECHNICAL DATA				
USE GROUP		B	C	D
RATED VOLTAGE [V]		300	-	300
RATED CURRENT [A]		20	-	10
WITHSTANDING VOLTAGE		1.6KV		
WIRE RANGE	SOLID [AWG]	26~12		
	STRANDED [AWG]	26~12		

IEC TECHNICAL DATA				
OVERVOLTAGE CATEGORY		III	III	II
CONTAMINATION CLASS		3	2	2
RATED VOLTAGE [V]		250	400	630
RATED CURRENT [A]		24	24	24
IMPULSE WITHSTAND VOLTAGE [KV]		4	4	4
CONDUCTOR CROSS SECTION	SOLID [mm²]	0.5~2.5		
	FLEXIBLE [mm²]	0.5~2.5		

5TS500S-105NXXELX-01

Pitch / Poles : 5.0 mm / 1P~30P
Screw /Torque(Max) : M2.5 / 0.4 N.m



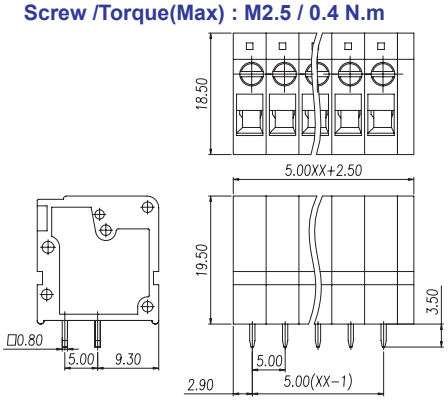

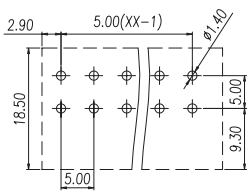

RECOMMENDED PCB LAYOUT
(PCB TOLERANCE ±0.05)

UL/CUL TECHNICAL DATA				
USE GROUP		B	C	D
RATED VOLTAGE [V]		300	-	300
RATED CURRENT [A]		20	-	10
WITHSTANDING VOLTAGE		1.6KV		
WIRE RANGE	SOLID [AWG]	26~12		
	STRANDED [AWG]	26~12		

IEC TECHNICAL DATA				
OVERVOLTAGE CATEGORY		III	III	II
CONTAMINATION CLASS		3	2	2
RATED VOLTAGE [V]		250	400	630
RATED CURRENT [A]		24	24	24
IMPULSE WITHSTAND VOLTAGE [KV]		4	4	4
CONDUCTOR CROSS SECTION	SOLID [mm²]	0.5~2.5		
	FLEXIBLE [mm²]	0.5~2.5		

5TS500R-15ANXXELX-01

Pitch / Poles : 5.0 mm / 1P~30P
Screw / Torque(Max) : M2.5 / 0.4N.m



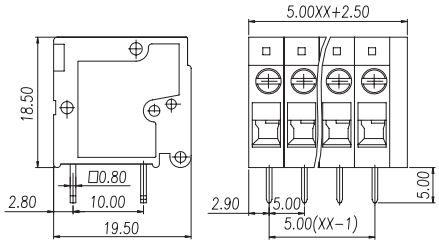

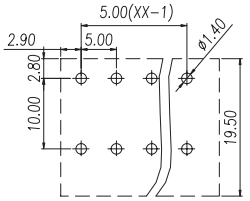

RECOMMENDED PCB LAYOUT
(PCB TOLERANCE ±0.05)

UL/CUL TECHNICAL DATA				
USE GROUP		B	C	D
RATED VOLTAGE [V]		300	-	300
RATED CURRENT [A]		20	-	10
WITHSTANDING VOLTAGE		1.6KV		
WIRE RANGE	SOLID [AWG]	26~12		
	STRANDED [AWG]	26~12		

IEC TECHNICAL DATA				
OVERVOLTAGE CATEGORY		III	III	II
CONTAMINATION CLASS		3	2	2
RATED VOLTAGE [V]		250	400	630
RATED CURRENT [A]		24	24	24
IMPULSE WITHSTAND VOLTAGE [KV]		4	4	4
CONDUCTOR CROSS SECTION	SOLID [mm²]	0.5~2.5		
	FLEXIBLE [mm²]	0.5~2.5		

5TS500S-15ANXXELX-01

Pitch / Poles : 5.0 mm / 1P~30P
Screw / Torque(Max) : M2.5 / 0.4N.m



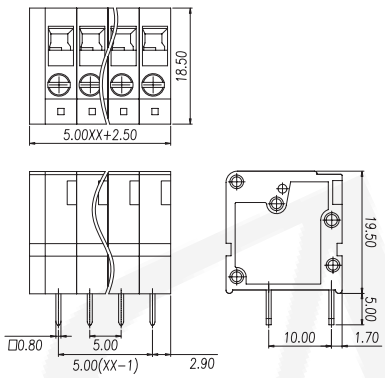

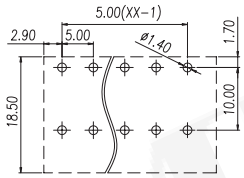

RECOMMENDED PCB LAYOUT
(PCB TOLERANCE ±0.05)

UL/CUL TECHNICAL DATA				
USE GROUP		B	C	D
RATED VOLTAGE [V]		300	-	300
RATED CURRENT [A]		20	-	10
WITHSTANDING VOLTAGE		1.6KV		
WIRE RANGE	SOLID [AWG]	26~12		
	STRANDED [AWG]	26~12		

IEC TECHNICAL DATA				
OVERVOLTAGE CATEGORY		III	III	II
CONTAMINATION CLASS		3	2	2
RATED VOLTAGE [V]		250	400	630
RATED CURRENT [A]		24	24	24
IMPULSE WITHSTAND VOLTAGE [KV]		4	4	4
CONDUCTOR CROSS SECTION	SOLID [mm²]	0.5~2.5		
	FLEXIBLE [mm²]	0.5~2.5		

5TS750R-105NXXELX-01

Pitch / Poles : 7.5 mm / 1P~30P
Screw / Torque(Max) : M2.5 / 0.4N.m



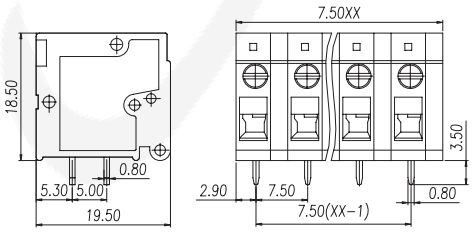

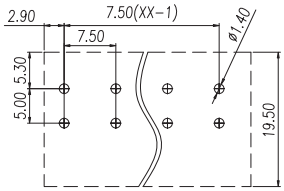

RECOMMENDED PCB LAYOUT
(PCB TOLERANCE ±0.05)

UL/CUL TECHNICAL DATA				
USE GROUP		B	C	D
RATED VOLTAGE [V]		300	-	300
RATED CURRENT [A]		20	-	10
WITHSTANDING VOLTAGE		1.6KV		
WIRE RANGE	SOLID [AWG]	26~12		
	STRANDED [AWG]	26~12		

IEC TECHNICAL DATA				
OVERVOLTAGE CATEGORY		III	III	II
CONTAMINATION CLASS		3	2	2
RATED VOLTAGE [V]		450	630	1000
RATED CURRENT [A]		24	24	24
IMPULSE WITHSTAND VOLTAGE [KV]		6	6	6
CONDUCTOR CROSS SECTION	SOLID [mm²]	0.5~2.5		
	FLEXIBLE [mm²]	0.5~2.5		

5TS750S-105NXXELX-01

Pitch / Poles : 7.5 mm / 1P~30P
Screw / Torque(Max) : M2.5 / 0.4N.m



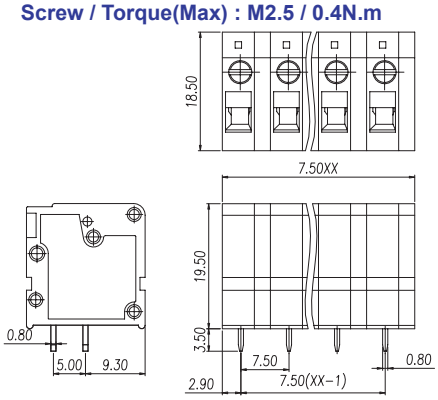

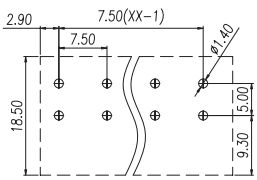

RECOMMENDED PCB LAYOUT
(PCB TOLERANCE ±0.05)

UL/CUL TECHNICAL DATA				
USE GROUP		B	C	D
RATED VOLTAGE [V]		300	-	300
RATED CURRENT [A]		20	-	10
WITHSTANDING VOLTAGE		1.6KV		
WIRE RANGE	SOLID [AWG]	26~12		
	STRANDED [AWG]	26~12		

IEC TECHNICAL DATA				
OVERVOLTAGE CATEGORY		III	III	II
CONTAMINATION CLASS		3	2	2
RATED VOLTAGE [V]		450	630	1000
RATED CURRENT [A]		24	24	24
IMPULSE WITHSTAND VOLTAGE [KV]		6	6	6
CONDUCTOR CROSS SECTION	SOLID [mm²]	0.5~2.5		
	FLEXIBLE [mm²]	0.5~2.5		

RoHS

5TS750R-15ANXXELX-01

Pitch / Poles : 7.5 mm / 1P~30P
Screw / Torque(Max) : M2.5 / 0.4N.m



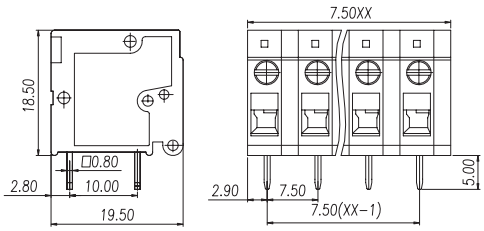

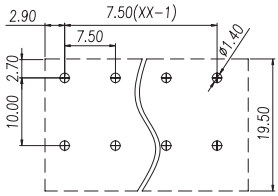

RECOMMENDED PCB LAYOUT
(PCB TOLERANCE ±0.05)

UL/CUL TECHNICAL DATA				
USE GROUP		B	C	D
RATED VOLTAGE [V]		300	-	300
RATED CURRENT [A]		20	-	10
WITHSTANDING VOLTAGE		1.6KV		
WIRE RANGE	SOLID [AWG]	26~12		
	STRANDED [AWG]	26~12		

IEC TECHNICAL DATA				
OVERVOLTAGE CATEGORY		III	III	II
CONTAMINATION CLASS		3	2	2
RATED VOLTAGE [V]		450	630	1000
RATED CURRENT [A]		24	24	24
IMPULSE WITHSTAND VOLTAGE [KV]		6	6	6
CONDUCTOR CROSS SECTION	SOLID [mm²]	0.5~2.5		
	FLEXIBLE [mm²]	0.5~2.5		

5TS750S-15ANXXELX-01

Pitch / Poles : 7.5 mm / 1P~30P
Screw / Torque(Max) : M2.5 / 0.4N.m



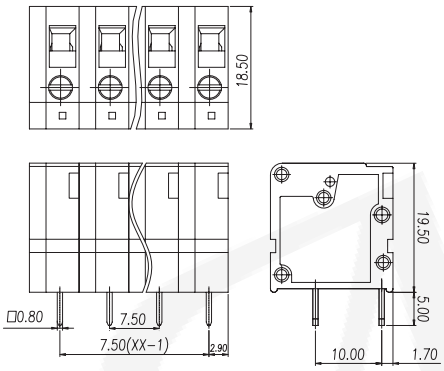

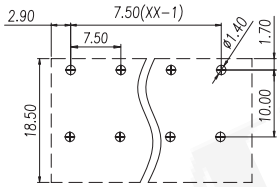

RECOMMENDED PCB LAYOUT
(PCB TOLERANCE ±0.05)

UL/CUL TECHNICAL DATA				
USE GROUP		B	C	D
RATED VOLTAGE [V]		300	-	300
RATED CURRENT [A]		20	-	10
WITHSTANDING VOLTAGE		1.6KV		
WIRE RANGE	SOLID [AWG]	26~12		
	STRANDED [AWG]	26~12		

IEC TECHNICAL DATA				
OVERVOLTAGE CATEGORY		III	III	II
CONTAMINATION CLASS		3	2	2
RATED VOLTAGE [V]		450	630	1000
RATED CURRENT [A]		24	24	24
IMPULSE WITHSTAND VOLTAGE [KV]		6	6	6
CONDUCTOR CROSS SECTION	SOLID [mm²]	0.5~2.5		
	FLEXIBLE [mm²]	0.5~2.5		

5TS750S-DS4NXXELX-01

Pitch / Poles : 7.5 mm / 1P~30P
Screw / Torque(Max) : M3 / 0.5N.m



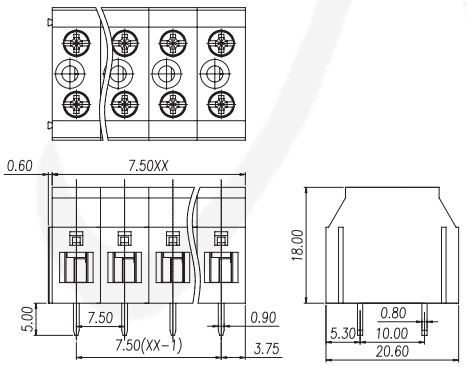

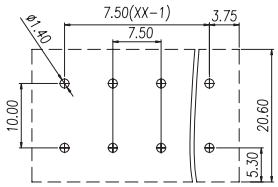

RECOMMENDED PCB LAYOUT
(PCB TOLERANCE ±0.05)

UL/CUL TECHNICAL DATA				
USE GROUP		B	C	D
RATED VOLTAGE [V]		300	-	300
RATED CURRENT [A]		30	-	10
WITHSTANDING VOLTAGE		1.6KV		
WIRE RANGE	SOLID [AWG]	24~10		
	STRANDED [AWG]	24~10		

IEC TECHNICAL DATA				
OVERVOLTAGE CATEGORY		III	III	II
CONTAMINATION CLASS		3	2	2
RATED VOLTAGE [V]		320	320	630
RATED CURRENT [A]		32	32	32
IMPULSE WITHSTAND VOLTAGE [KV]		4	4	4
CONDUCTOR CROSS SECTION	SOLID [mm²]	0.5~4.0		
	FLEXIBLE [mm²]	0.5~4.0		

PCB Screw Type Product Matched Reference Table

Plugs \ PCB Headers	5TP500S-32JN	5TP350N-33KN					
5TP500N-331N	●						
5TP500N-32KN	●						
5TP350N-33KN		●					
5TS350N-35KN		●					