DIN 41612

Connectors



www.amtek-co.com.tw

3D Interactive Catalogue online

DIN 41612

Connectors

9-1 ~ 9-12 • **DIN 41612**



DIN 41612 Connectors

AMTEK

CONNECTORS MANUFACTURER

DIN 41612

HOT	9-1	DIN 41612 Long Body C Type Male
HOT	9-1	DIN 41612 Long Body C Type Female
	9-2	DIN 41612 Short Body C Type Male
	9-2	DIN 41612 Short Body C Type Female
	9-3	DIN 41612 Long Body R Type Male
	9-3	DIN 41612 Long Body R Type Female
	9-4	DIN 41612 Short Body R Type Male
	9-4	DIN 41612 Short Body R Type Female
HOT	9-5	DIN 41612 Long Body B Type Male
HOT	9-5	DIN 41612 Long Body B Type Female
	9-6	DIN 41612 Short Body B Type Male
	9-6	DIN 41612 Short Body B Type Female
	9-7	DIN 41612 Short Body B Type Male
	9-7	DIN 41612 Short Body B Type Female
	9-8	DIN 41612 Long Body Q Type Male
	9-8	DIN 41612 Long Body Q Type Female
	9-9	DIN 41612 Short Body Q Type Male
	9-10	DIN 41612 Short Body Q Type Female
HOT	9-11	DIN 41612 Long Body IDC Type Female 3 Row 64 Pin
HOT	9-11	DIN 41612 Short Body IDC Type Female 3 Row 32 Pin
	9-12	DIN 41612 Long Body IDC Type Female 2 Row 64 Pin
	9-12	DIN 41612 Short Body IDC Type Female 2 Row 32 Pin

DIN 41612 Long Body C Type Male

Specifications
Current Rating: 3 AMP
Insulation Resistance: 1000MΩ Min.
Dielectric Voltage: 1000V AC for one minute
Contact Resistance: 30mΩ Max.
Operation Temperature: -40°C to +105°C

Material
Insulator: PBT, UL 94V-0
Terminal: Copper Alloy



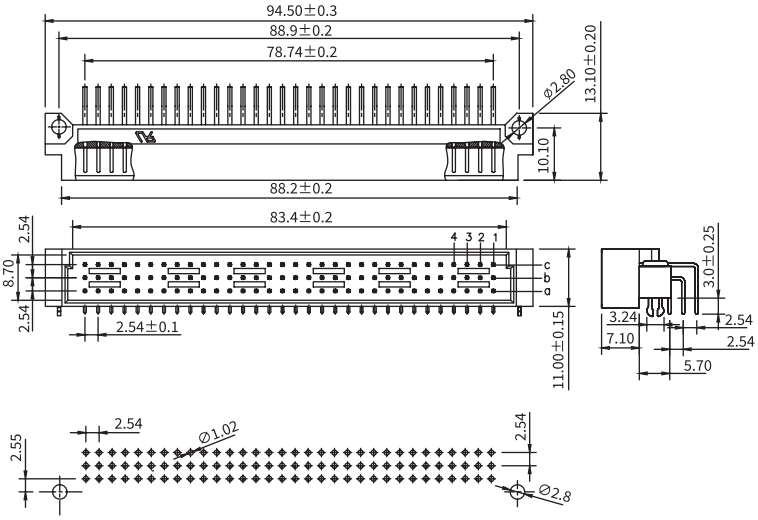

Recommended PCB Layout
(PCB TOLERANCE ±0.05)

Table

Pitch	P/N	No. of Contacts	Rows with Contacts	Contact Arrange
2.54mm	L3A	96	A B C	
	L3B	64	A B --	
	L3C	64	A -- C	
	L3D	32	A -- --	
5.08mm	L3E	48	A B C	
	L3F	32	A B --	
	L3G	32	A -- C	
	L3H	16	A -- --	

P/N.:5DINRL3XXM-XXXXWAB01

DIN 41612 Long Body C Type Female

Specifications
Current Rating: 2 AMP
Insulation Resistance: 1000MΩ Min
Dielectric Voltage: 1000V AC for one minute
Contact Resistance: 30mΩ Max
Temperature Range: -40°C to +105°C

Material
Insulator: PBT + 30% G.F , UL 94V-0
Terminal: Copper Alloy



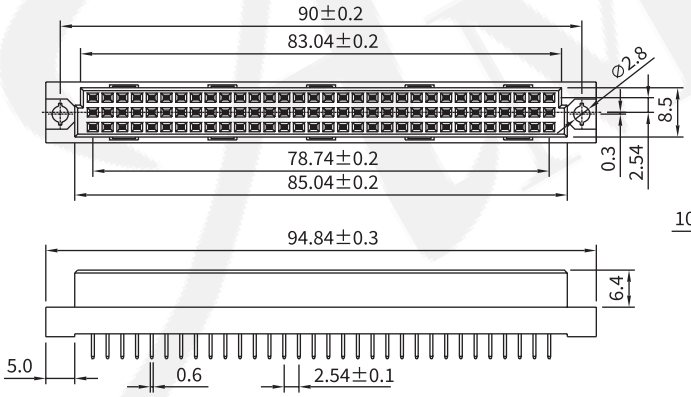

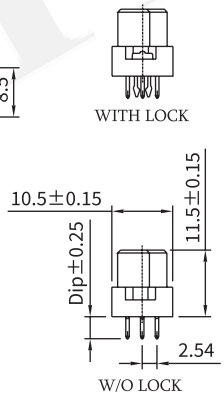

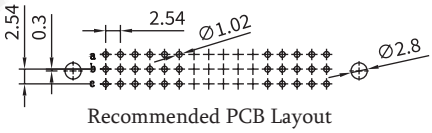

Recommended PCB Layout
(PCB TOLERANCE ±0.05)

Table

Pitch	P/N	No. of Contacts	Rows with Contacts	Contact Arrange
2.54mm	L3A	96	A B C	
	L3B	64	A B --	
	L3C	64	A -- C	
	L3D	32	A -- --	
5.08mm	L3E	48	A B C	
	L3F	32	A B --	
	L3G	32	A -- C	
	L3H	16	A -- --	

P/N.:5DINSL3XXF-XXXXWAB01

ORDER INFORMATION

5	D	I	N	X	L	3	X	X	X	-	X	X	X	X	W	A	B	0	1

- X: R:Right Angle, S:Straight
- L: L:Long Body
- 3: 3:3 Rows
- X: See Table

See Table	
2.54	5.08
A:ABC	E:ABC
B:AB	F:AB
C:AC	G:AC
D:A	H:A

- X: DIP Length

DIP Length		
For Right Angle	For Straight	
N:W/O Lock	W/O Lock	With Lock
1:With Lock	A:4.0mm	D:4.0mm
	C:13.0mm	F:13.0mm
	H:15.0mm	L:15.0mm
	I:17.0mm	M:17.0mm

- X: M:Male, F:Female
- X X: No. of Contacts, See Table
- X X: G0:Gold Flash, S0:Selective Au, SB:Selective Au 10u", SF:Selective Au 15u", SD:Selective Au 30u", T0:Tin Plated
- W: W:Natural
- A: A:Tray
- B 0 1

◎:Standard Recommended

Old P/N:DINLR-M3
DINLS-F3

DIN 41612 Short Body C Type Male

Specifications
Current Rating: 3 AMP
Insulation Resistance: 1000MΩ Min.
Contact Resistance: 30mΩ Max.
Dielectric Voltage: 1000V AC for one minute
Operation Temperature: -40°C to +105°C

Material
Insulator: PBT, UL 94V-0
Terminal: Brass



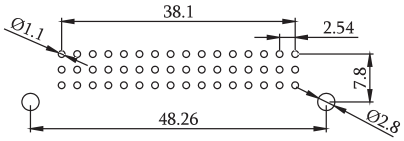

Recommended PCB Layout
(PCB TOLERANCE ±0.05)

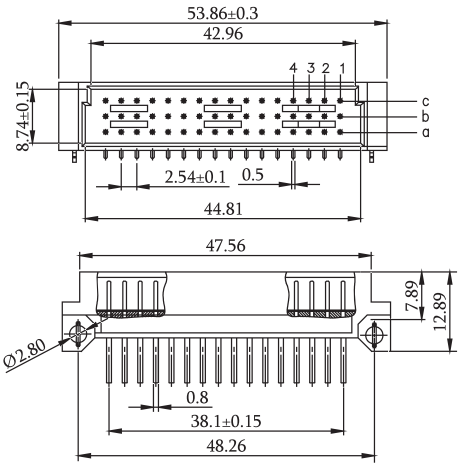

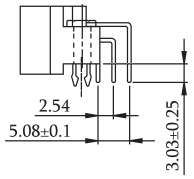

Table

Pitch	P/N	No. of Contacts	Rows with Contacts	Contact Arrange
2.54mm	S3A	48	A B C	
	S3B	32	A B --	
	S3C	32	A -- C	
	S3D	16	A -- --	
5.08mm	S3E	24	A B C	
	S3F	16	A B --	
	S3G	16	A -- C	
	S3H	8	A -- --	

P/N.:5DINRS3XXM-XXXXWAB01

DIN 41612 Short Body C Type Female

Specifications
Current Rating: 3 AMP
Insulation Resistance: 1000MΩ Min.
Contact Resistance: 30mΩ Max.
Dielectric Voltage: 1000V AC for one minute
Operation Temperature: -40°C to +105°C

Material
Insulator: PBT, UL 94V-0
Terminal: Brass



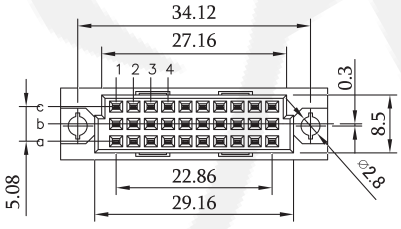

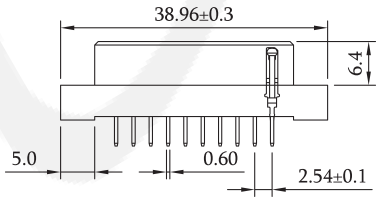

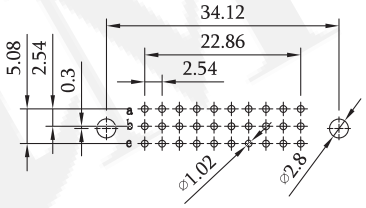

Recommended PCB Layout
(PCB TOLERANCE ±0.05)

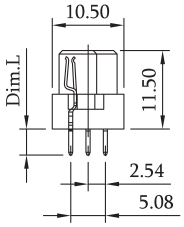

W/O LOCK

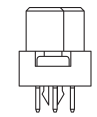

WITH LOCK

Table

Pitch	P/N	No. of Contacts	Rows with Contacts	Contact Arrange
2.54mm	S3A	30	A B C	
	S3B	20	A B --	
	S3C	20	A -- C	
	S3D	10	A -- --	
5.08mm	S3E	15	A B C	
	S3F	10	A B --	
	S3G	10	A -- C	
	S3H	5	A -- --	

P/N.:5DINSS3XXF-XXXXWAB01

ORDER INFORMATION

5	D	I	N	X	S	3	X	X	X	-	X	X	X	X	W	A	B	0	1

- X: R:Right Angle; S:Straight
- S: S:Short Body
- 3: 3:3 Row
- X: See Table (2.54: A:ABC, B:AB, C:AC, D:A; 5.08: E:ABC, F:AB, G:AC, H:A)
- X: DIP Lenght — For Right Angle: N:W/O Lock, 1:With Lock; For Straight: W/O Lock (A:4.0mm, U:3.0mm), With Lock (D:4.0mm)
- X: M:Male; F:Female
- XX: No. of Contacts, See Table
- XX: G0:Gold Flash; S0:Selective Au; SB:Selective Au 10u"; SF:Selective Au 15u"; SD:Selective Au 30u"; T0:Tin Plated
- W: W:Natural
- AB: A:Tray

◎:Standard Recommended

Old P/N:DINSR-M3
DINSS-F3

DIN 41612 Long Body R Type Male

Specifications
Current Rating: 2 AMP
Insulation Resistance: 1000MΩ Min.
Dielectric Voltage: 1000V AC for one minute
Contact Resistance: 30mΩ Max.
Operation Temperature: -40°C to +105°C

Material
Insulator: PBT, UL 94V-0
Terminal: Copper Alloy



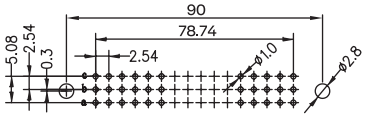

Table

Pitch	P/N	No. of Contacts	Rows with Contacts	Contact Arrange
2.54mm	L3A	96	A B C	
	L3B	64	A B --	
	L3C	64	A -- C	
	L3D	32	A -- --	
5.08mm	L3E	48	A B C	
	L3F	32	A B --	
	L3G	32	A -- C	
	L3H	16	A -- --	

Recommended PCB Layout
(PCB TOLERANCE ±0.05)

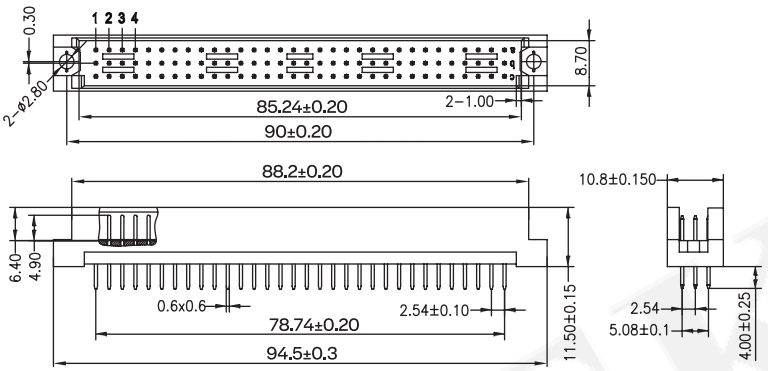

P/N.:5DINSL3XXM-XXXXWAB01

DIN 41612 Long Body R Type Female

Specifications
Current Rating: 2 AMP
Insulation Resistance: 1000MΩ Min.
Dielectric Voltage: 1000V AC for one minute
Contact Resistance: 30mΩ Max.
Operation Temperature: -40°C to +105°C

Material
Insulator: PBT, UL 94V-0
Terminal: Copper Alloy



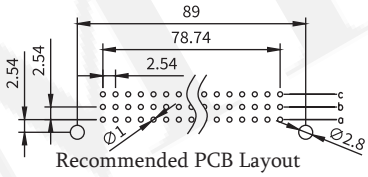

Table

Pitch	P/N	No. of Contacts	Rows with Contacts	Contact Arrange
2.54mm	L3A	96	A B C	
	L3B	64	A B --	
	L3C	64	A -- C	
	L3D	32	A -- --	
5.08mm	L3E	48	A B C	
	L3F	32	A B --	
	L3G	32	A -- C	
	L3H	16	A -- --	

Recommended PCB Layout
(PCB TOLERANCE ±0.05)

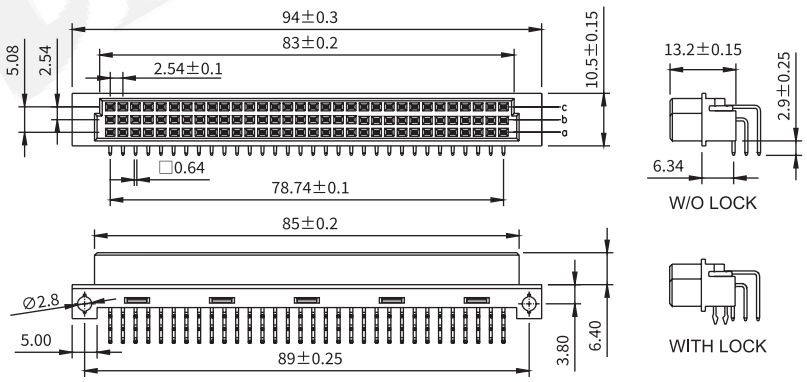

P/N.:5DINRL3XXF-XXXXWAB01

ORDER INFORMATION

5	D	I	N	X	L	3	X	X	X	-	X	X	X	X	W	A	B	0	1

- X: R:Right Angle / S:Straight
- L: L:Long Body
- 3: 3:3 Row
- X: See Table

See Table	
2.54	5.08
A:ABC	E:ABC
B:AB	F:AB
C:AC	G:AC
D:A	H:A

- X: DIP Lenght

DIP Lenght	
For Right Angle	For Straight
N:W/O Lock	W/O Lock
1:With Lock	A:4.0mm

- X: M:Male / F:Female
- X: No. of Contacts / See Table
- X: S0:Selective Au / SB:Selective Au 10u" / SF:Selective Au 15u" / SD:Selective Au 30u" / G0:Gold Flash / T0:Tin Plated
- W: W:Natural
- A: A:Tray

◎:Standard Recommended

Old P/N:DINLS-M3
DINLR-F3

DIN 41612 Short Body R Type Male

Specifications
Current Rating: 3 AMP
Insulation Resistance: 1000MΩ Min.
Dielectric Voltage: 1000V AC for one minute
Contact Resistance: 30mΩ Max.
Operation Temperature: -40°C to +105°C

Material
Insulator: PBT, UL 94V-0
Terminal: Brass



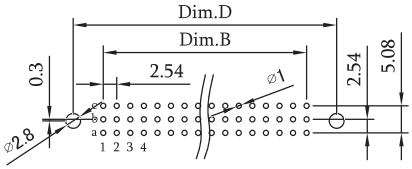

Recommended PCB Layout
(PCB TOLERANCE ±0.05)

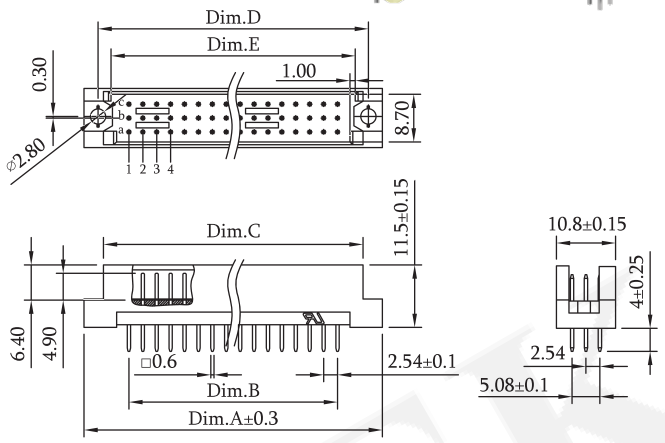

Table

P/N	Pitch	No. of Contacts	Rows with Contacts	Contact Arrange	Dim. C	Dim. D	Dim. E
5DINSS3AAM-48S0WAB01	2.54mm	48	A B C		47.56	49.36	44.60
5DINSS3CAM-20S0WAB01		20	A -- C		32.32	34.12	29.36

P/N.:5DINSS3XAM-XXS0WAB01

DIN 41612 Short Body R Type Female

Specifications
Current Rating: 2 AMP
Insulation Resistance: 1000MΩ Min.
Dielectric Voltage: 1000V AC for one minute
Contact Resistance: 30mΩ Max.
Operation Temperature: -40°C to +105°C

Material
Insulator: PBT, UL 94V-0
Terminal: Brass



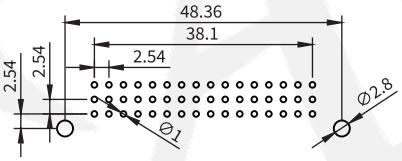

Recommended PCB Layout
(PCB TOLERANCE ±0.05)

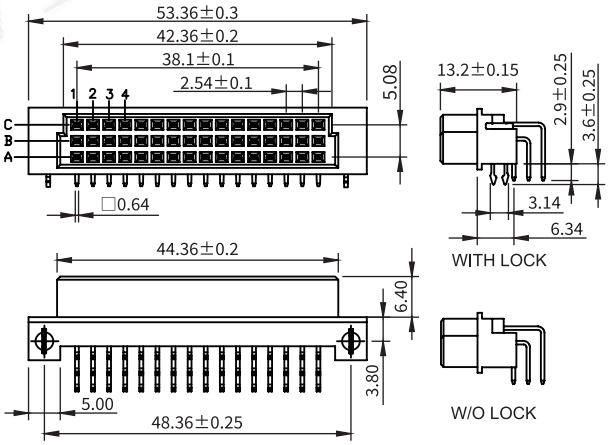

Table

Pitch	P/N	No. of Contacts	Rows with Contacts	Contact Arrange
2.54mm	S3A	48	A B C	
	S3B	32	A B --	
	S3C	32	A -- C	
	S3D	16	A -- --	
5.08mm	S3E	24	A B C	
	S3F	16	A B --	
	S3G	16	A -- C	
	S3H	8	A -- --	

P/N.:5DINRS3XXF-XXXXWAB01

ORDER INFORMATION

5	D	I	N	X	S	3	X	X	X	-	X	X	X	X	W	A	B	0	1

- X: R:Right Angle; S:Straight
- S: S:Short Body
- 3: 3:3 Row
- X: See Table

2.54	5.08
A:ABC	E:ABC
B:AB	F:AB
C:AC	G:AC
D:A	H:A

- X: DIP Lenght

For Right Angle	For Straight
N:W/O Lock	W/O Lock
1:With Lock	A:4.0mm

- X: M:Male; F:Female
- X X: No. of Contacts; See Table
- X X: S0:Selective Au; SA:Selective Au 5u"; SB:Selective Au 10u"; SF:Selective Au 15u"; SD:Selective Au 30u"; T0:Tin Plated
- W: W:Natural
- A: A:Tray

©:Standard Recommended

Old P/N:DINSS-M3
DINSR-F3

DIN 41612 Long Body B Type Male

Specifications
Current Rating: 3 AMP
Insulation Resistance: 1000MΩ Min.
Dielectric Voltage: 1000V AC for one minute
Contact Resistance: 30mΩ Max.
Operation Temperature: -40°C to +105°C

Material
Insulator: PBT, UL 94V-0
Terminal: Copper Alloy



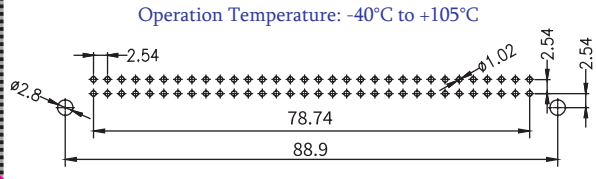

Recommended PCB Layout
(PCB TOLERANCE ±0.05)

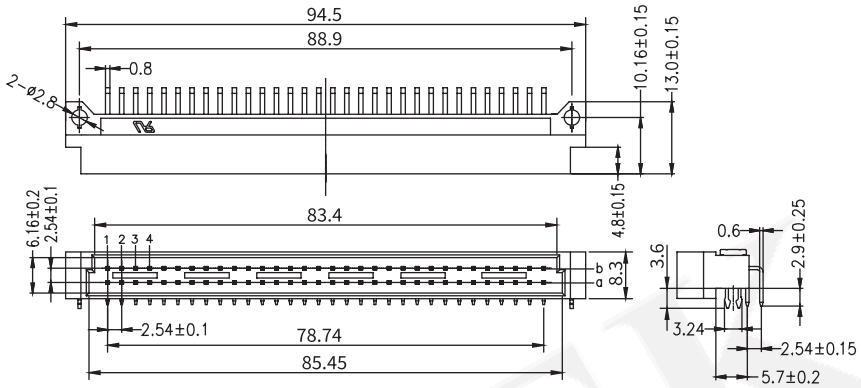

Table

Pitch	P/N	No. of Contacts	Rows with Contacts	Contact Arrange
2.54mm	L2B	64	A B	4321 B A
	L2D	32	A --	4321 B A
5.08mm	L2F	32	A B	4321 B A
	L2H	16	A --	4321 B A

P/N.:5DINRL2XXM-XXXXWAB01

DIN 41612 Long Body B Type Female

Specifications
Current Rating: 3 AMP
Insulation Resistance: 1000MΩ Min.
Dielectric Voltage: 1000V AC for one minute
Contact Resistance: 30mΩ Max.
Operation Temperature: -40°C to +105°C

Material
Insulator: PBT, UL 94V-0
Terminal: Copper Alloy



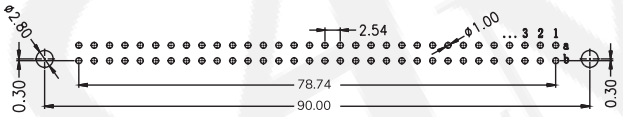

Recommended PCB Layout
(PCB TOLERANCE ±0.05)

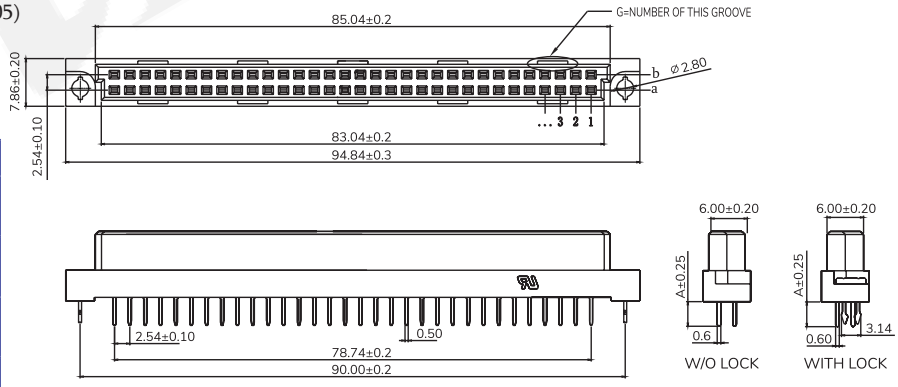

Table

Pitch	P/N	No. of Contacts	Rows with Contacts	Contact Arrange
2.54mm	L2B	64	A B	1234 B A
	L2D	32	A --	1234 B A
5.08mm	L2F	32	A B	1234 B A
	L2H	16	A --	1234 B A

P/N.:5DINSL2XXF-XXXXWAB01

ORDER INFORMATION

5	D	I	N	X	L	2	X	X	X	-	X	X	X	X	W	A	B	0	1

- X: R:Right Angle, S:Straight
- L: L:Long Body
- 2: 2:2 Row
- X: See Table (2.54: 5.08; B:AB F:AB D:A H:A)
- X: DIP Lenght

For Right Angle	For Straight	
N:W/O Lock	W/O Lock	With Lock
1:With Lock	G:4.0mm	K:4.0mm
	C:13.0mm	F:13.0mm
	S:14.35mm	T:14.35mm
	H:15.0mm	L:15.0mm
	I:17.0mm	M:17.0mm

- X: M:Male, F:Female
- -
- X X: No. of Contacts, See Table
- X X: S0:Selective Au; SA:Selective Au 5u"; SB:Selective Au 10u"; SF:Selective Au 15u"; SD:Selective Au 30u"; G0:Gold Flash; T0:Tin Plated
- W: W:Natural
- A: A:Tray
- B 0 1

◎:Standard Recommended

Old P/N:DINLR-M3
DINLS-F3

DIN 41612 Short Body B Type Male

Specifications
Current Rating: 3 AMP
Insulation Resistance: 1000MΩ Min.
Dielectric Voltage: 1000V AC for one minute
Contact Resistance: 20mΩ Max.
Operation Temperature: -40°C to +105°C

Material
Insulator: PBT, UL 94V-0
Terminal: Brass



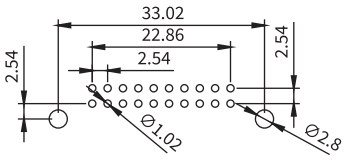

Recommended PCB Layout
(PCB TOLERANCE ±0.05)

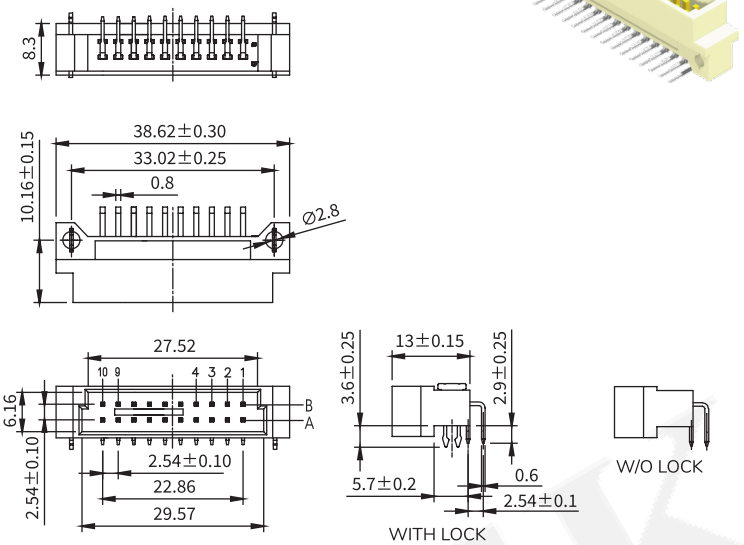

Table

Pitch	P/N	No. of Contacts	Rows with Contacts	Contact Arrange
2.54mm	S2B	20	A B	
	S2D	10	A --	
5.08mm	S2F	10	A B	
	S2H	5	A --	

P/N.:5DINRS2XXM-XXXXWAB01

DIN 41612 Short Body B Type Female

Specifications
Current Rating: 3 AMP
Insulation Resistance: 1000MΩ Min.
Dielectric Voltage: 1000V AC for one minute
Contact Resistance: 30mΩ Max.
Operation Temperature: -40°C to +105°C

Material
Insulator: PBT, UL 94V-0
Terminal: Brass



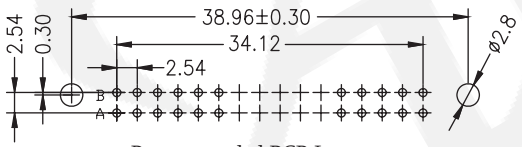

Recommended PCB Layout
(PCB TOLERANCE ±0.05)

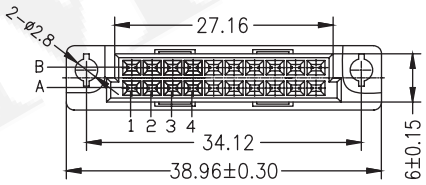

Table

Pitch	P/N	No. of Contacts	Rows with Contacts	Contact Arrange
2.54mm	S2B	20	A B	
	S2D	10	A --	
5.08mm	S2F	10	A B	
	S2H	5	A --	

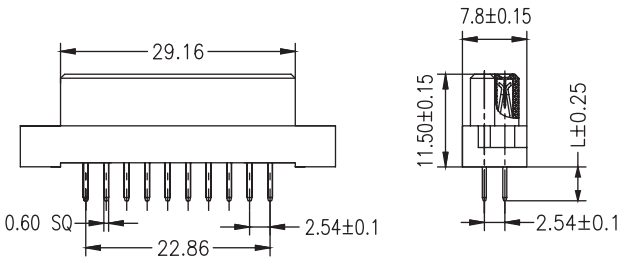

P/N.:5DINSS2XAF-XXXXWAB01

ORDER INFORMATION

5	D	I	N	X	S	2	X	X	X	-	X	X	X	X	W	A	B	0	1

- X: R:Right Angle, S:Straight
- S: S:Short Body
- 2: 2:2 Row
- X: See Table

See Table	
2.54	5.08
B:AB	F:AB
D:A	H:A

- X: DIP Lenght

DIP Lenght	
For Right Angle	For Straight
N:W/O Lock	W/O Lock
1:With Lock	A:4.0mm

- X: M:Male, F:Female
- X X: No. of Contacts, See Table
- X X: G0:Gold Flash, GA:Au 5u", GB:Au 10u", GF:Au 15u", GD:Au 30u", S0:Selective Au, SB:Selective Au 10u", SC:Selective Au 15u", SD:Selective Au 30u", T0:Tin Plated
- W: W:Natural
- A: A:Tray

◎:Standard Recommended

Old P/N:DINSR-M2
DINSS-F2

DIN 41612 Short Body B Type Male

Specifications
Current Rating: 3 AMP
Insulation Resistance: 1000MΩ Min.
Dielectric Voltage: 1000V AC for one minute
Contact Resistance: 20mΩ Max.
Operation Temperature: -40°C to +105°C

Material
Insulator: PBT, UL 94V-0
Terminal: Brass



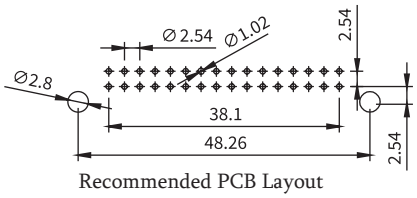

Recommended PCB Layout
(PCB TOLERANCE ±0.05)

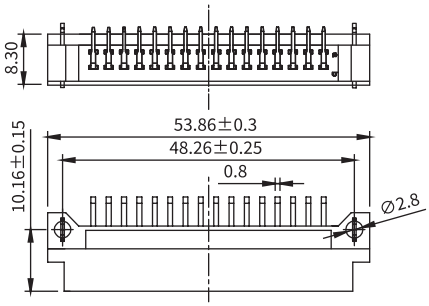

Table

Pitch	P/N	No. of Contacts	Rows with Contacts	Contact Arrange
2.54mm	S2B	32	A B	
	S2D	16	A --	
5.08mm	S2F	16	A B	
	S2H	8	A --	

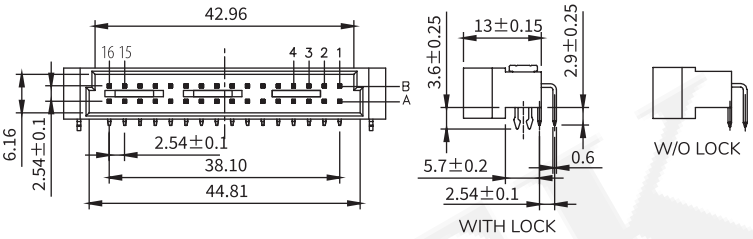

P/N.:5DINRS2XXM-XXXXWAB01

DIN 41612 Short Body B Type Female

Specifications
Current Rating: 3 AMP
Insulation Resistance: 1000MΩ Min.
Dielectric Voltage: 1000V AC for one minute
Contact Resistance: 30mΩ Max.
Operation Temperature: -40°C to +105°C

Material
Insulator: PBT, UL 94V-0
Terminal: Brass





Recommended PCB Layout
(PCB TOLERANCE ±0.05)

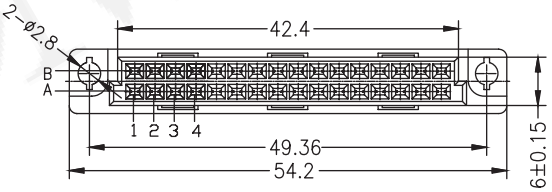

Table

Pitch	P/N	No. of Contacts	Rows with Contacts	Contact Arrange
2.54mm	S2B	32	A B	
	S2D	16	A --	
5.08mm	S2F	16	A B	
	S2H	8	A --	

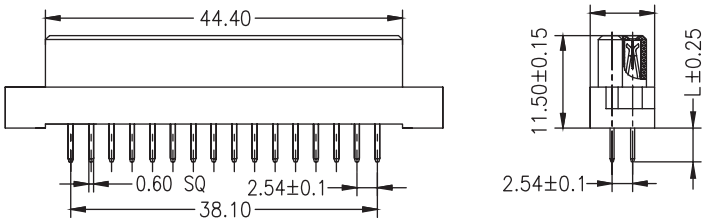

P/N.:5DINSS2XAF-XXXXWAB01

ORDER INFORMATION

5	D	I	N	X	S	2	X	X	X	-	X	X	X	X	W	A	B	0	1

- X: R:Right Angle / S:Straight
- S: S:Short Body
- 2: 2:2 Row
- X: See Table

See Table	
2.54	5.08
B:AB	F:AB
D:A	H:A

- X: DIP Lenght

DIP Lenght	
For Right Angle	For Straight
N:W/O Lock	W/O Lock
1:With Lock	A:4.0mm

- X: M:Male / F:Female
- X X: No. of Contacts / See Table
- X X:

G0:Gold Flash	S0:Selective Au
GA:Au 5u"	SB:Selective Au 10u"
GB:Au 10u"	SC:Selective Au 15u"
GF:Au 15u"	SD:Selective Au 30u"
GD:Au 30u"	T0:Tin Plated

- W: W:Natural
- A: A:Tray

◎:Standard Recommended

Old P/N:DINSR-M2
DINSS-F2

DIN 41612 Long Body Q Type Male

Specifications
Current Rating: 2 AMP
Insulation Resistance: 1000MΩ Min.
Contact Resistance: 30mΩ Max.
Dielectric Voltage: 1000V AC for one minute
Operation Temperature: -40°C to +105°C
Max Processing Temp.: 180°C For 30-60 seconds
(200°C For 10 seconds)

Material
Insulator: PBT, UL 94V-0
Terminal: Copper Alloy



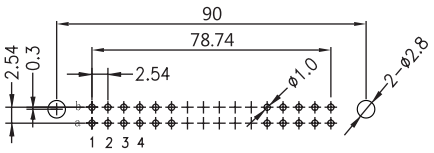

Recommended PCB Layout
(PCB TOLERANCE ±0.05)

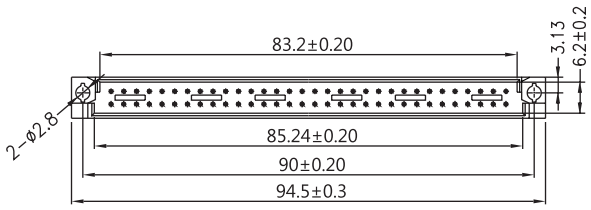

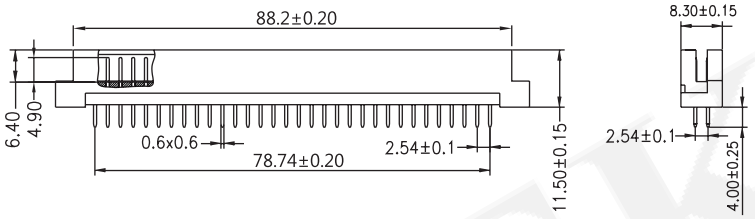

Table

Pitch	P/N	No. of Contacts	Rows with Contacts	Contact Arrange
2.54mm	L2B	64	A B	
5.08mm	L2F	32	A B	

P/N.:5DINSL2XXM-XXXXWAB01

DIN 41612 Long Body Q Type Female

Specifications
Current Rating: 3 AMP
Insulation Resistance: 1000MΩ Min.
Contact Resistance: 30mΩ Max.
Dielectric Voltage: 1000V AC for one minute
Operation Temperature: -40°C to +105°C

Material
Insulator: PBT, UL 94V-0
Terminal: Brass

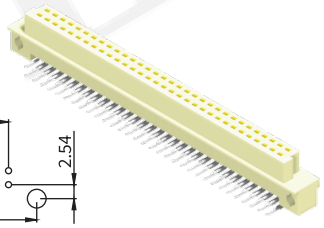

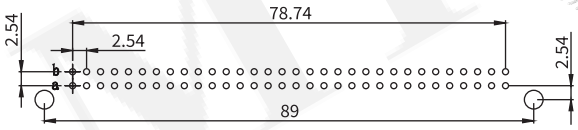

Recommended PCB Layout
(PCB TOLERANCE ±0.05)

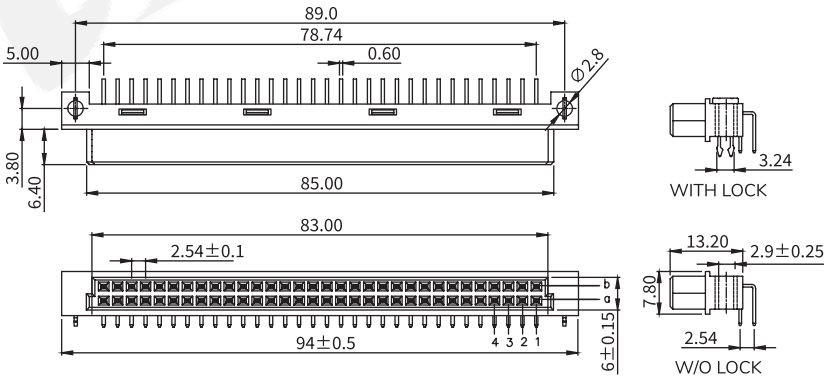

Table

Pitch	P/N	No. of Contacts	Rows with Contacts	Contact Arrange
2.54mm	L2B	64	A B	
	L2D	32	A --	
5.08mm	L2F	32	A B	
	L2H	16	A --	

P/N.:5DINRL2XNF-XXXXWAB01

ORDER INFORMATION

5	D	I	N	X	L	2	X	X	X	-	X	X	X	X	W	A	B	0	1

- X: R:Right Angle / S:Straight
- L: L:Long Body
- 2: 2:2 Row
- X: See Table

See Table	
2.54	5.08
B:AB	F:AB
D:A	H:A

- X: DIP Lenght

DIP Lenght		
For Right Angle	For Straight	
N:W/O Lock	W/O Lock	With Lock
1:With Lock	A:4.0mm	K:4.0mm

- X: M:Male / F:Female
- X-: No. of Contacts / See Table
- XX:

G0:Gold Flash	S0:Selective Au
GA:Au 5u"	S3:Selective Au 3u"
GB:Au 10u"	SA:Selective Au 5u"
GF:Au 15u"	T0:Tin Plated
GD:Au 30u"	

- W: W:Natural
- AB: A:Tray

◎:Standard Recommended

Old P/N:DINLS/R-M/F2

DIN 41612 Short Body Q Type Male

Specifications
Current Rating: 3 AMP
Insulation Resistance: 1000MΩ Min.
Contact Resistance: 30mΩ Max.
Dielectric Voltage: 1000V AC for one minute
Operation Temperature: -40°C to +105°C

Material
Insulator: PBT, UL 94V-0
Terminal: Brass



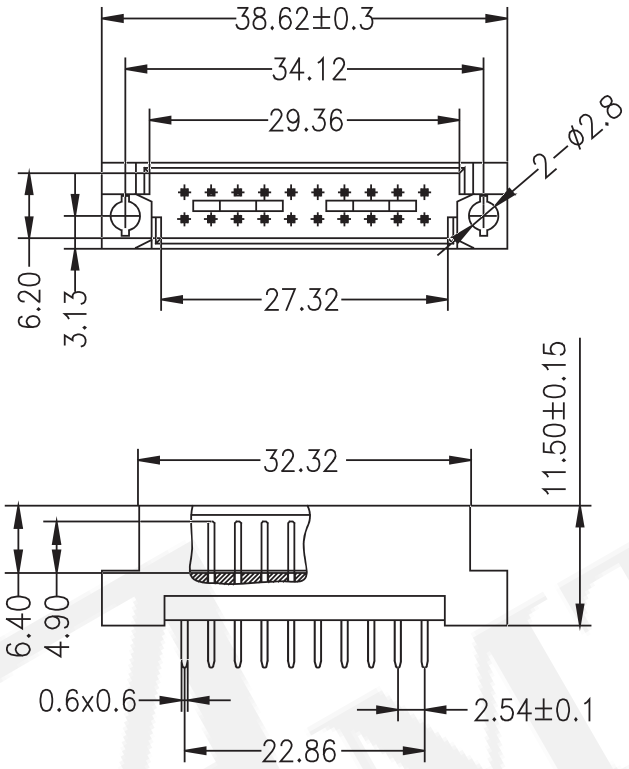

Table

Pitch	P/N	No. of Contacts	Rows with Contacts	Contact Arrange
2.54mm	S2B	20	A B	
	S2D	10	A --	
5.08mm	S2F	10	A B	
	S2H	5	A --	

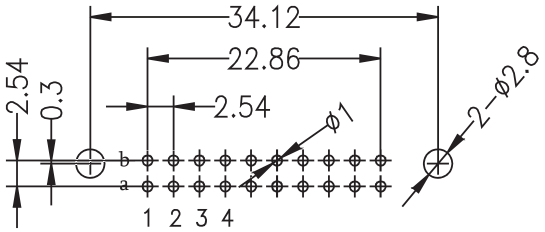

Recommended PCB Layout
(PCB TOLERANCE ±0.05)

P/N.:5DINSS2XAM-XXXXWAB01

ORDER INFORMATION

5	D	I	N	S	S	2	X	A	M	-	X	X	X	X	W	A	B	0	1

- S: S:Straight
- S: S:Short Body
- 2: 2:2 Row
- X: See Table (2.54 B:AB D:A; 5.08 F:AB H:A)
- A: DIP Lenght A:W/O Lock
- M: M:Male
- XX: No. of Contacts See Table
- XX: S0:Selective Au; SA:Selective Au 5u"; SB:Selective Au 10u"; SF:Selective Au 15u"; SD:Selective Au 30u"; G0:Gold Flash; T0:Tin Plated
- W: W:Natural
- A: A:Tray

◎:Standard Recommended

Old P/N:DINSS/R-M/F2

DIN 41612 Short Body Q Type Female

Specifications
Current Rating: 3 AMP
Insulation Resistance: 1000MΩ Min.
Contact Resistance: 30mΩ Max.
Dielectric Voltage: 1000V AC for one minute
Operation Temperature: -25°C to +85°C

Material
Insulator: PBT, UL 94V-0
Terminal: Copper Alloy



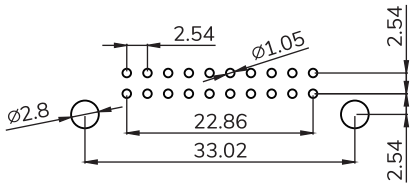

Recommended PCB Layout
(PCB TOLERANCE ±0.05)

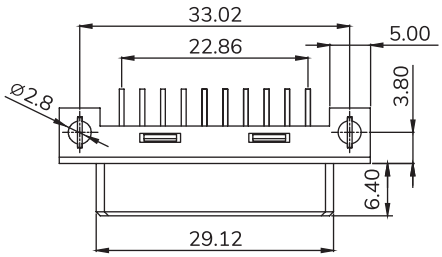

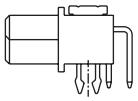

WITH LOCK

Table

Pitch	P/N	No. of Contacts	Rows with Contacts	Contact Arrange
2.54mm	S2B	20	A B	
	S2D	10	A --	
5.08mm	S2F	10	A B	
	S2H	5	A --	

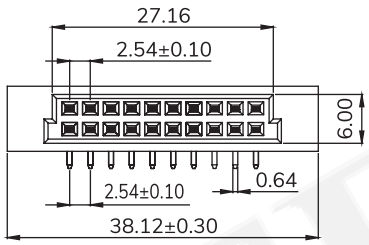

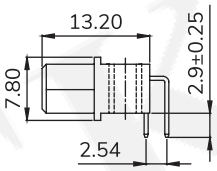

W/O LOCK

P/N.:5DINRS2XXF-05/10/20XXWAB01

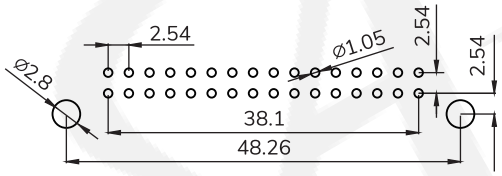

Recommended PCB Layout
(PCB TOLERANCE ±0.05)

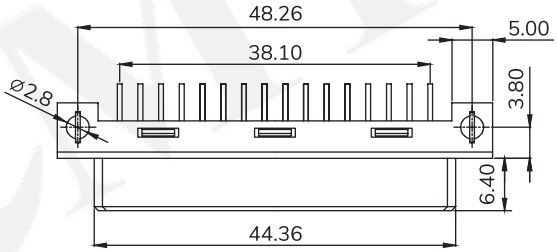

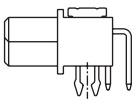

WITH LOCK

Table

Pitch	P/N	No. of Contacts	Rows with Contacts	Contact Arrange
2.54mm	S2B	32	A B	
	S2D	16	A --	
5.08mm	S2F	16	A B	
	S2H	8	A --	

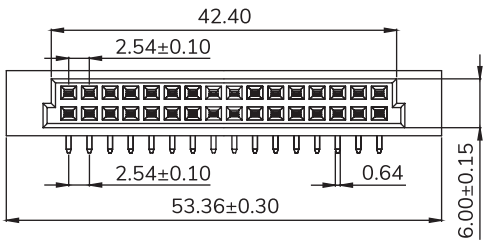

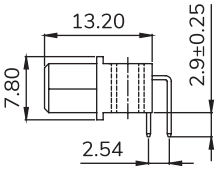

W/O LOCK

P/N.:5DINRS2XXF-08/16/32XXWAB01

ORDER INFORMATION

5	D	I	N	R	S	2	X	X	F	-	X	X	X	X	W	A	B	0	1

- R: R:Right Angle
- S: S:Short Body
- 2: 2:2 Row
- X: See Table — 2.54 / 5.08 / B:AB / F:AB / D:A / H:A
- X: DIP Lenght — N:W/O Lock / 1:With Lock
- F: F:Female
- XX: No. of Contacts — See Table
- XX: S0:Selective Au / SA:Selective Au 5u" / SB:Selective Au 10u" / SF:Selective Au 15u" / SD:Selective Au 30u" / G0:Gold Flash / T0:Tin Plated
- W: W:Natural
- AB: A:Tray

©:Standard Recommended

Old P/N:DINSS/R-M/F2

DIN 41612 Long Body IDC Type Female 3 Row 64 Pin

Specifications
Current Rating: 3 AMP
Insulation Resistance: 1000MΩ Min. At DC 500V
Contact Resistance: 30mΩ Max. At DC 100mV
Dielectric Voltage: 1000V AC for one minute
Operation Temperature: -40°C to +105°C

Material
Insulator: PBT, UL 94V-0
Terminal: Phosphor Bronze



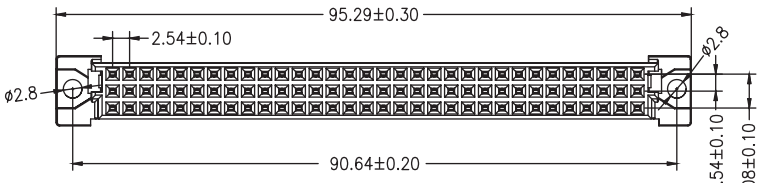

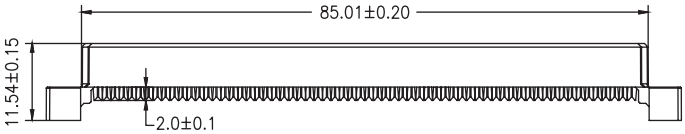

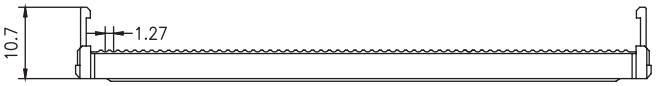

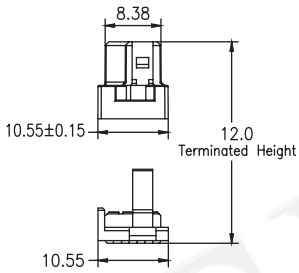

Table

Pitch	P/N	No. of Contacts	Rows with Contacts	Contact Arrange
2.54mm	L3C	64	A -- C	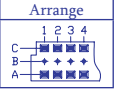

P/N.:5DINIL3CNF-64XXWAB01

DIN 41612 Short Body IDC Type Female 3 Row 32/48 Pin

Specifications
Current Rating: 3 AMP
Insulation Resistance: 1000MΩ Min.
Contact Resistance: 30mΩ Max.
Dielectric Voltage: 1000V AC for one minute
Operation Temperature: -40°C to +105°C
Max Processing Temp.: 180°C For 30-60 seconds
(200°C For 10 seconds)

Material
Insulator: PBT, UL 94V-0
Terminal: Phosphor Bronze



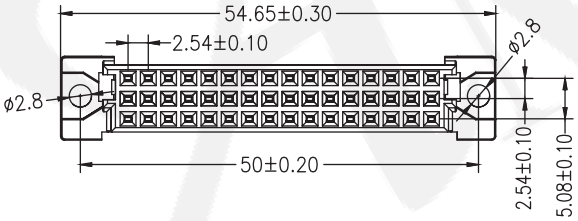

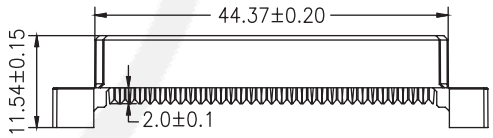

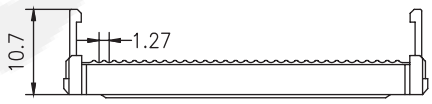

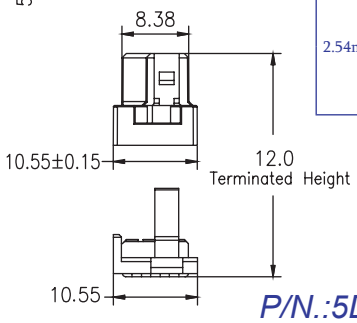

Table

Pitch	P/N	No. of Contacts	Rows with Contacts	Contact Arrange
2.54mm	S3C	32	A -- C	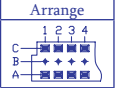
	S3A	48	A B C	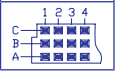

P/N.:5DINIS3XNF-XXS0WAB01

ORDER INFORMATION

5	D	I	N	I	X	3	X	N	F	-	X	X	X	X	W	A	B	0	1

- I: I:IDC Type
- X: S:Short Body (5DINIS3A*** 5DINIS3C***) / L:Long Body (Only for 5DINIL3C***)
- 3: 3:3 Row
- X: Pitch / Row (See Table)
- N: N:W/O Lock
- F: F:Female
- XX: No. of Contacts (See Table)
- XX: S0:Selective Au / SF:Selective Au 15u" / SD:Selective Au 30u"
- W: W:Natural
- AB: A:Tray
- 01

◎:Standard Recommended

Old P/N:DINL/SI-F

DIN 41612 Long Body IDC Type Female 2 Row 64 Pin

Specifications
Current Rating: 3 AMP
Insulation Resistance: 1000MΩ Min.
Dielectric Voltage: 1000V AC for one minute
Contact Resistance: 30mΩ Max.
Temperature Range: -40°C to +105°C

Material
Insulator: PBT, UL 94V-0
Terminal: Phosphor Bronze



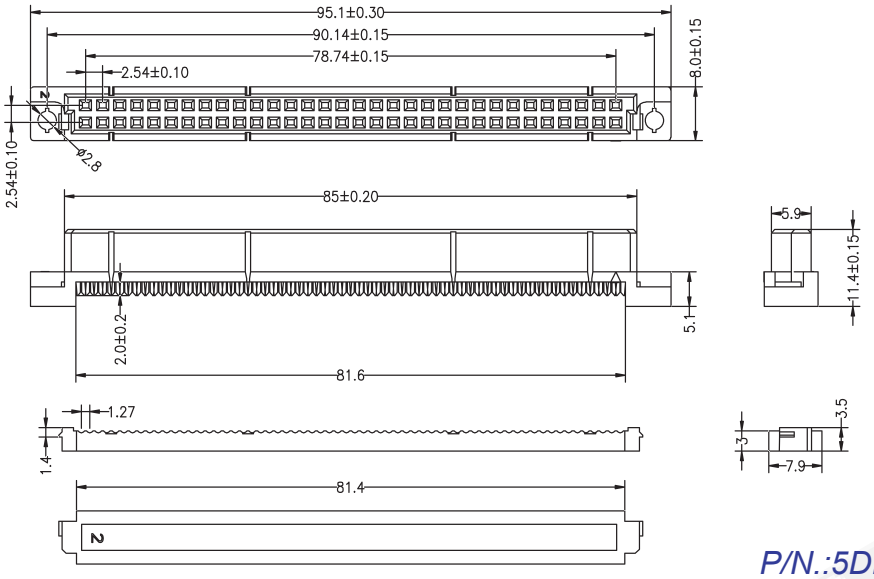

P/N.:5DINIL2BNF-64S0WAB01

DIN 41612 Short Body IDC Type Female 2 Row 32 Pin

Specifications
Current Rating: 3 AMP
Insulation Resistance: 1000MΩ Min.
Dielectric Voltage: 1000V AC for one minute
Contact Resistance: 30mΩ Max.
Temperature Range: -40°C to +105°C

Material
Insulator: PBT, UL 94V-0
Terminal: Phosphor Bronze



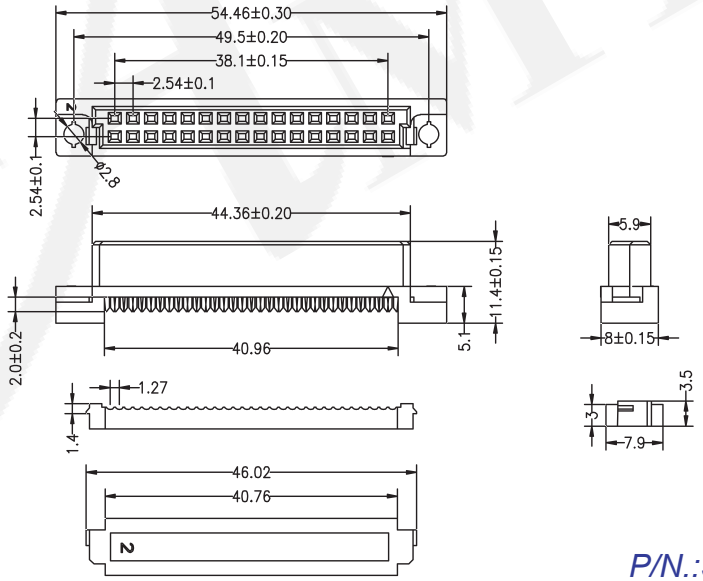

P/N.:5DINIS2BNF-32S0WAB01

ORDER INFORMATION

5	D	I	N	I	X	2	B	N	F	-	X	X	S	0	W	A	B	0	1

- I: I:IDC Type
- X: S:Short Body / L:Long Body
- 2: 2:2 Row
- B: See Table / 2.54 / B:AB
- N: N:W/O Lock
- F: F:Female
- XX: No. of Contacts / Short Body:32 / Long Body:64
- S0: S0:Selective Au
- W: W:Natural
- AB: A:Tray
- 01

◎:Standard Recommended

Old P/N:DINL/SI-F

糧德精密有限公司
Amtek Technology Co., Ltd

Tel : +886-2-2260-6878 Fax : +886-2-2260-7177
E-mail : web@amtek-co.com.tw
https://www.amtek-co.com.tw
Add : No.3, Ln. 33, Rixin St., Tucheng Dist.,
New Taipei City 23666, Taiwan
新北市土城區日新街33巷3號

IATF 16949:2016

ISO 9001:2015

ISO 14001:2015

ISO 14064-1:2018

ECBT2-E322618

XCFR2-E346158