Header & Socket

Connectors

0.8～1.27 mm



www.amtek-co.com.tw

3D Interactive Catalogue online

Header & Socket

Connectors

2-1 ~ 2-3 • **PCB Conn. 0.8mm**

2-5 ~ 2-11 • **PCB Conn. 1.0mm**

2-13 ~ 2-47 • **PCB Conn. 1.27mm**



Header & Socket Connectors

AMTEK CONNECTORS MANUFACTURER

PCB Conn. 0.8mm

2-1 Pin Header 0.8mm 2 Row H=1.35mm SMT Type

2-1 Pin Header 0.8mm 2 Row H=1.4mm Stack SMT Type

2-2 Pin Header 0.8mm 2 Row H=1.35mm SMT R/A Type

2-2 Pin Header 0.8mm 2 Row H=1.35mm Straight / Stack Straight Type

2-3 Female Header 0.8mm 2 Row H=3.1mm SMT Type

PCB Conn. 1.0mm

2-5 Pin Header 1.0mm 1 Row H=1.0mm SMT / Stack SMT Type

2-5 Pin Header 1.0mm 2 Row H=1.0/1.5mm SMT / Stack SMT Type

2-6 Pin Header 1.0mm 1 Row H=1.0mm SMT R/A Type

2-6 Pin Header 1.0mm 1 & 2 Row H=1.0/1.5mm Right Angle Type

2-7 Pin Header 1.0mm 1 Row H=1.0mm Straight / Stack Straight Type

2-8 Pin Header 1.0mm 2 Row H=1.0/1.5mm Straight / Stack Straight Type

2-9 Box Header 1.0mm H=3.45mm SMT Type

2-10 Female Header 1.0mm 1 Row H=2.1mm SMT Type

2-10 Female Header 1.0mm 2 Row H=2.0mm SMT Type

2-10 Female Header 1.0mm 1 Row H=3.7mm SMT R/A Type

2-11 Female Header 1.0mm 1 Row H=2.1mm Straight Type

2-11 Female Header 1.0mm 2 Row H=2.1mm Straight Type

AMTEK

Pin Header 0.8mm

Pin Header 0.8mm 2 Row H=1.4mm SMT Type

Specifications
Current Rating: 0.75 AMP
Insulation Resistance: 1000MΩ Min.
Contact Resistance: 20mΩ Max.
Dielectric Voltage: 500V AC for one minute

Material
Insulator: Hi-Temp.Thermoplastic, UL 94V-0
Terminal: Copper Alloy
Standard Plating: Gold Flash



P/N.:5PH6MSX14-2XXU

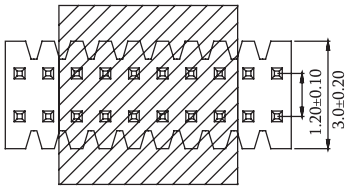

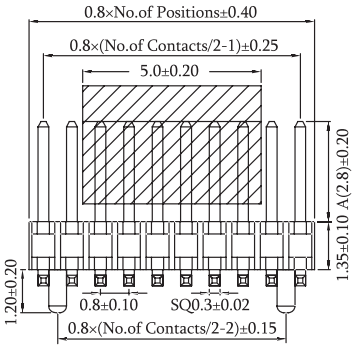

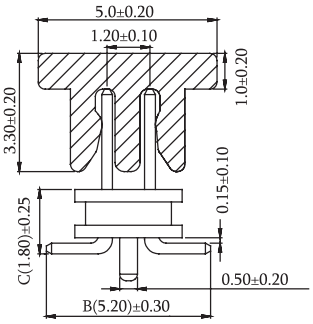

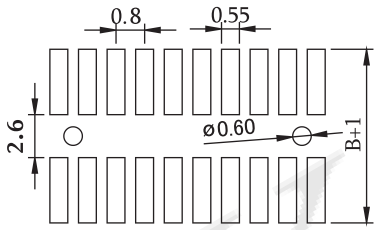

Recommended PCB Layout
(PCB TOLERANCE ±0.05)

Pin Header 0.8mm 2 Row H=1.4mm Stack SMT Type

Specifications
Current Rating: 0.75 AMP
Insulation Resistance: 1000MΩ Min.
Contact Resistance: 20mΩ Max.
Dielectric Voltage: 500V AC for one minute

Material
Insulator: Hi-Temp. Thermoplastic, UL 94V-0
Terminal: Copper Alloy
Standard Plating: Gold Flash



P/N.:5PH6DMX14-2XXU

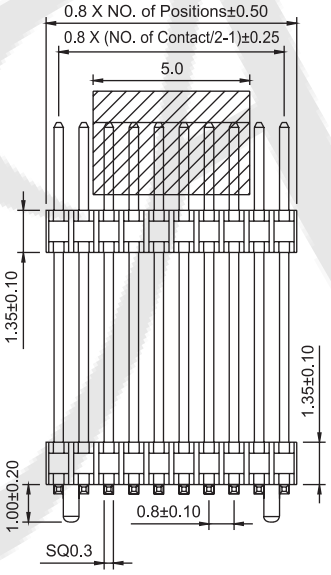

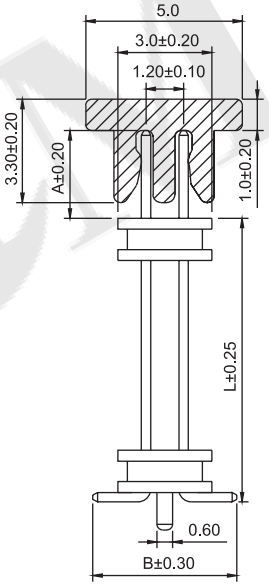

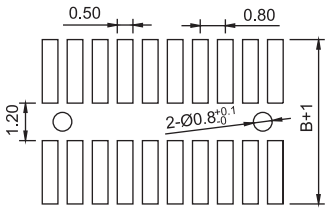

Recommended PCB Layout
(PCB TOLERANCE ±0.05)

ORDER INFORMATION

5	P	H	6	X	X	X	1	4	-	2	X	X	X	X	X	N	X	U	-	A/B/C
																				A/L1/B

- 6 X X X: MS:Single Plastic SMT; DM:Stack Plastic SMT
- 14: Plastic Height 14:H=1.4mm
- 2: 2:Dual Row
- X X: No. of Contacts Per Row (02~50)
- X X: G0:Gold Flash; GA:Au 5u"; GB:Au 10u"; GC:Au 20u"; GD:Au 30u"; T0:Tin Plated; S0:Selective Au; SA:Selective Au 5u"; SB:Selective Au 10u"; SC:Selective Au 20u"; SD:Selective Au 30u"; TE:Tin 200u"
- X N: N:W/O Peg; P:With Peg
- X: T:Tube W/O Cap; C:Tube With Cap; H:T/R W/O Cap; R:T/R With Cap
- U: U:RoHS + Hi-Temp
- A/B/C: EX.:028046018; A:2.80(028); B/L1:4.60(046); C:1.80(018); A/B/C For 5PH6MS; A/L1/B For 5PH6DM

◎:Standard Recommended
Tube package is not available for pin counts under 1*5 & 2*5.
Option in the catalog are for reference only. Please contact Amtek for more details.

Old P/N:PH6M/DM14-2

RoHS

Pin Header 0.8mm 2 Row H=1.4mm SMT R/A Type

Specifications
Current Rating: 0.75 AMP
Insulation Resistance: 1000MΩ Min.
Contact Resistance: 20mΩ Max.
Dielectric Voltage: 500V AC for one minute

Material
Insulator: Hi-Temp.Thermoplastic, UL 94V-0
Terminal: Copper Alloy
Standard Plating: Gold Flash



P/N.:5PH6MRX14-2XXU

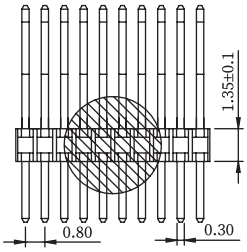

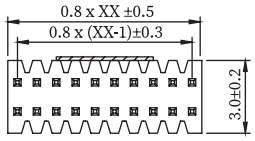

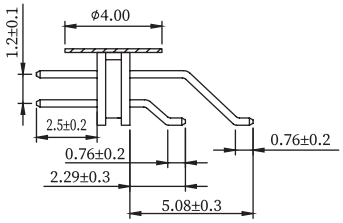

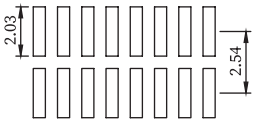

Recommended PCB Layout
(PCB TOLERANCE ±0.05)

Pin Header 0.8mm 2 Row H=1.4mm Straight / Stack Straight Type

Specifications
Current Rating: 0.75 AMP
Insulation Resistance: 1000MΩ Min.
Contact Resistance: 20mΩ Max.
Dielectric Voltage: 500V AC for one minute

Material
Insulator: Hi-Temp.Thermoplastic, UL 94V-0
Terminal: Copper Alloy
Standard Plating: Gold Flash



P/N.:5PH6SDX14-2XXU



P/N.:5PH6DDX14-2XXU

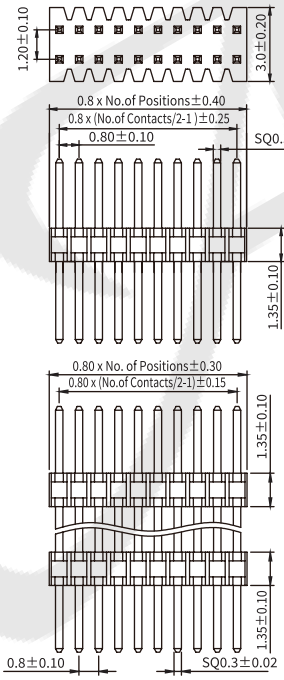

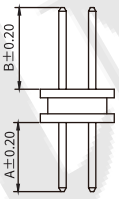

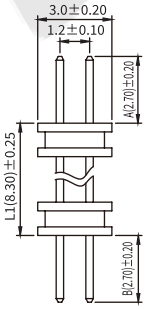

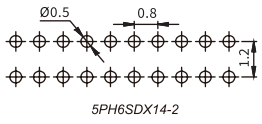

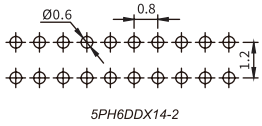

Recommended PCB Layout
(PCB TOLERANCE ±0.05)

ORDER INFORMATION

5	P	H	6	X	X	X	1	4	-	2	X	X	X	X	N	N	X	U	-	A / A/B / A/L1/B

- X X X: MR:Single Plastic R/A SMT; SD:Single Plastic DIP; DD:Stack Plastic DIP
- 1 4: Plastic Height 14:H=1.4mm
- 2: 2:Dual Row
- X X: No. of Contacts Per Row (02~50)
- X X: G0:Gold Flash; GA:Au 5u"; GB:Au 10u"; GC:Au 20u"; GD:Au 30u"; T0:Tin Plated
- X X: S0:Selective Au; SA:Selective Au 5u"; SB:Selective Au 10u"; SC:Selective Au 20u"; SD:Selective Au 30u"; TE:Tin 200u"
- N N: N:W/O Peg
- X: X:Box; B:Bag; T:Tube W/O Cap; C:Tube With Cap; H:T/R W/O Cap; R:T/R With Cap; M:T/R With Mylar
- U: U:RoHS + Hi-Temp
- A / A/B / A/L1/B: EX.:028046018; A:2.80(028); B/L1:4.60(046); C:1.80(018); A For 5PH6MRX14-2; A/B For 5PH6SDX14-2; A/L1/B For 5PH6DDX14-2

◎:Standard Recommended
Tube package is not available for pin counts under 1*5 & 2*5.
Option in the catalog are for reference only. Please contact Amtek for more details.

Old P/N:PH6MR/S/D14-2

Female Header 0.8mm 2 Row H=3.1mm SMT Type

Specifications
Current Rating: 0.75 AMP
Insulation Resistance: 1000MΩ Min.
Contact Resistance: 20mΩ Max.
Dielectric Voltage: 500V AC for one minute

Material
Insulator: LCP, UL 94V-0, Black
Contact Pin: Phosphor Bronze
Standard Plating: Gold Flash



P/N.:5PS6MSC31-2XXP

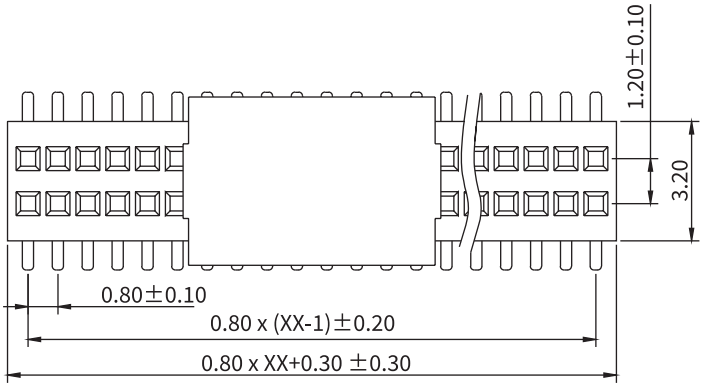

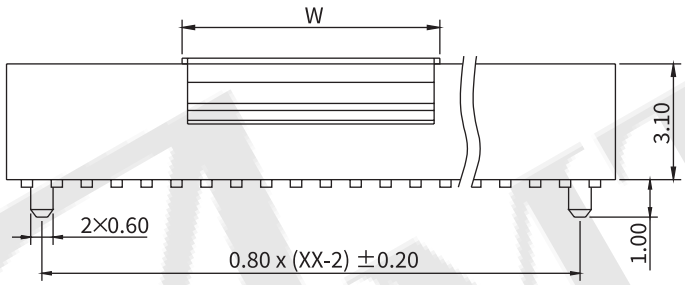

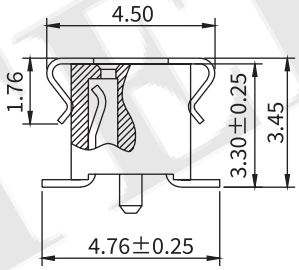

W	NOTE
4.20	02 ～ 05PIN
6.90	06 ～ 50PIN

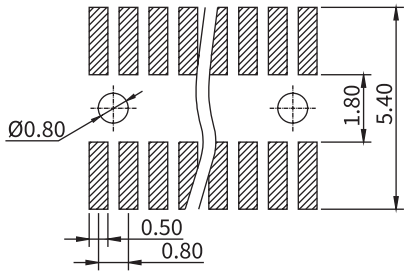

Recommended PCB Layout
(PCB TOLERANCE ±0.05)

ORDER INFORMATION

5	P	S	6	M	S	C	3	1	-	2	X	X	X	X	N	X	N	X	P

- MS:SMT Straight
- Plastic Height: 31:H=3.1mm
- 2:Dual Row
- No. of Contacts Per Row (02~50)
- G0:Gold Flash / GA:Au 5u" / GB:Au 10u" / GC:Au 20u" / GD:Au 30u" / T0:Tin Plated
- S0:Selective Au / SA:Selective Au 5u" / SB:Selective Au 10u" / SC:Selective Au 20u" / SD:Selective Au 30u" / TE:Tin 200u"
- N:W/O Bump
- N:W/O Peg / P:With Peg
- N:Non Type
- T:Tube W/O Cap / C:Tube With Cap / R:T/R With Cap
- P:RoHS + LCP

◎:Standard Recommended
Tube package is not available for pin counts under 1*5 & 2*5.
Option in the catalog are for reference only. Please contact Amtek for more details.

Old P/N:PS6M31-2

AMTEK
AMTEK CONNECTORS MANUFACTURER

Pin Header 1.0mm 1 Row H=1.0mm SMT / Stack SMT Type

Specifications
Current Rating: 0.75 AMP
Insulation Resistance: 1000MΩ Min.
Contact Resistance: 20mΩ Max.
Dielectric Voltage: 500V AC for one minute

Material
Insulator: Hi-Temp.Thermoplastic, UL 94V-0, Black
Terminal: Copper Alloy
Standard Plating: Gold Flash



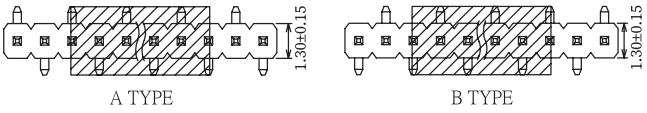

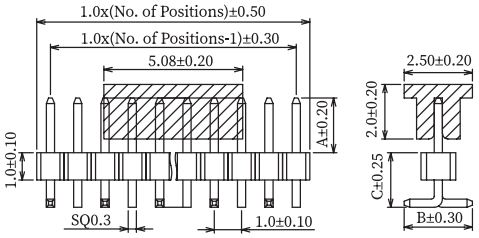

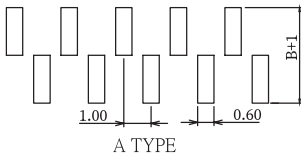

P/N.:5PH5MSX10-1XXU

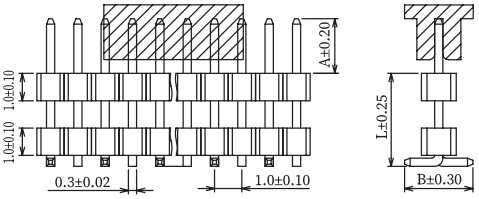

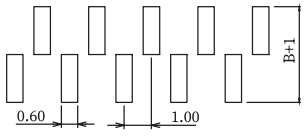

Recommended PCB Layout
(PCB TOLERANCE ±0.05)



P/N.:5PH5DMX10-1XXU

Pin Header 1.0mm 2 Row H=1.0/1.5mm SMT / Stack SMT Type

Specifications
Current Rating: 0.75 AMP
Insulation Resistance: 1000MΩ Min.
Contact Resistance: 20mΩ Max.
Dielectric Voltage: 500V AC for one minute

Material
Insulator: Hi-Temp.Thermoplastic, UL 94V-0, Black
Terminal: Copper Alloy
Standard Plating: Gold Flash



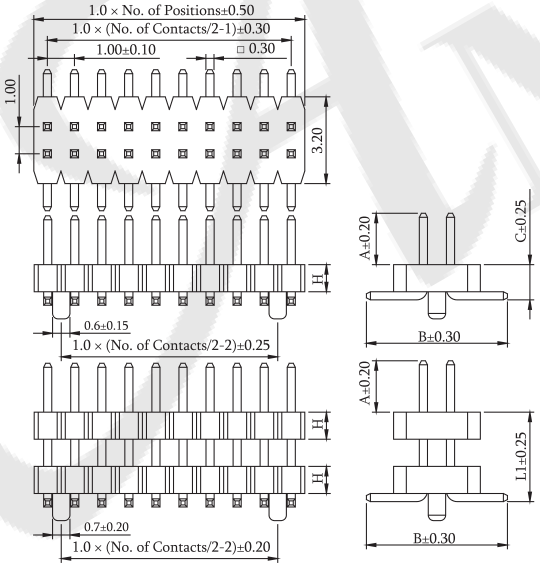

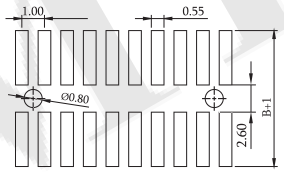

Recommended PCB Layout
(PCB TOLERANCE ±0.05)

H	1.0	1.5
Plastic Height	1.0mm	1.5mm

P/N.:5PH5MSX10/15-2XXU



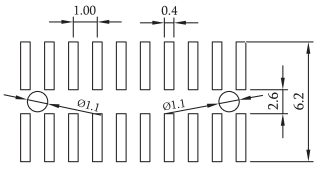

Recommended PCB Layout
(PCB TOLERANCE ±0.05)

P/N.:5PH5DMX10/15-2XXU

ORDER INFORMATION

5	P	H	5	X	X	X	X	X	-	X	X	X	X	X	X	X	X	U	-	A/L1/B / A/B/C

- X (MS:Single Plastic SMT / DM:Stack Plastic SMT)
- X X (Plastic Height: 10:H=1.0mm / 15:H=1.5mm)
- X (1:Single Row / 2:Dual Row)
- X X (No. of Contacts: 1 Row Per Row (02~50) / 2 Row Per Row (02~25))
- X X (N:W/O Peg / P:With Peg For Dual Row only)
- X (N:Non Type / A:A Type / B:B Type)
- X (T:Tube W/O Cap / C:Tube With Cap / H:T/R W/O Cap / R:T/R With Cap / X:Box / B:Bag)
- U (U:RoHS + Hi-Temp)
- A/L1/B / A/B/C (EX.:028046018 / A:2.80(028) / B/L1:4.60(046) / C:1.80(018) / A/B/C For 5PH5MSXXX-1/2 / A/L1/B For 5PH5DMXXX-1/2)

G0:Gold Flash	S0:Selective Au
GA:Au 5u"	SA:Selective Au 5u"
GB:Au 10u"	SB:Selective Au 10u"
GC:Au 20u"	SC:Selective Au 20u"
GD:Au 30u"	SD:Selective Au 30u"
T0:Tin Plated	TE:Tin 200u"

◎:Standard Recommended
Tube package is not available for pin counts under 1*5 & 2*5.
Option in the catalog are for reference only. Please contact Amtek for more details.

Old P/N:PH5M10-1/2
PH5DM10/15-1/2

RoHS

Pin Header 1.0mm 1 Row H=1.0mm SMT R/A Type

Specifications
Current Rating: 0.75 AMP
Insulation Resistance: 1000MΩ Min.
Contact Resistance: 20mΩ Max.
Dielectric Voltage: 500V AC for one minute

Material
Insulator: Hi-Temp.Thermoplastic, UL 94V-0
Terminal: Copper Alloy
Standard Plating: Gold Flash



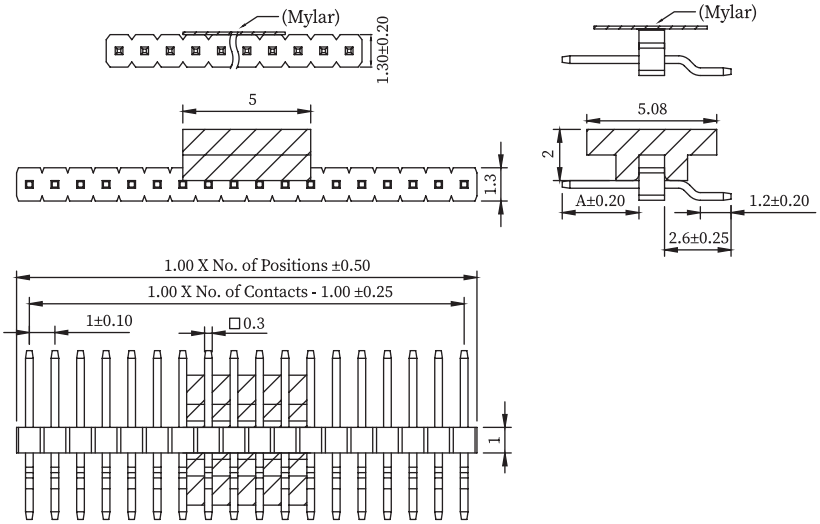

P/N.:5PH5MRX10-1XXU



Recommended PCB Layout
(PCB TOLERANCE ±0.05)

Pin Header 1.0mm 1 & 2 Row H=1.0/1.5mm Right Angle Type

Specifications
Current Rating: 0.75 AMP
Insulation Resistance: 1000MΩ Min.
Contact Resistance: 20mΩ Max.
Dielectric Voltage: 500V AC for one minute

Material
Insulator: Hi-Temp.Thermoplastic, UL 94V-0
Terminal: Copper Alloy
Standard Plating: Gold Flash

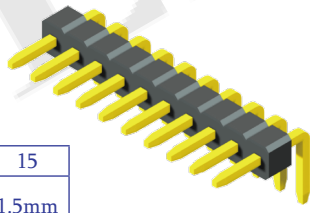

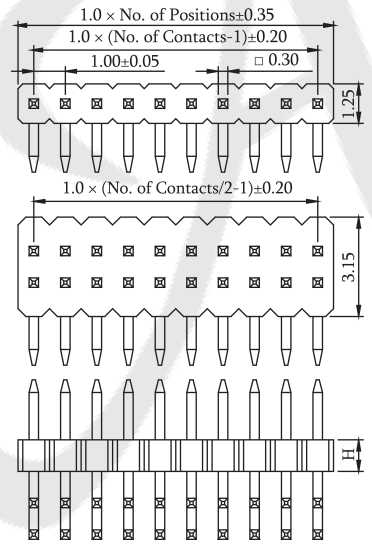

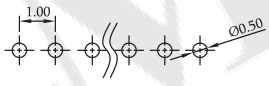

H	10	15
Plastic Height	1.0mm	1.5mm

P/N.:5PH5RDX10/15-1XXU

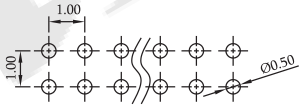

Recommended PCB Layout
(PCB TOLERANCE ±0.05)



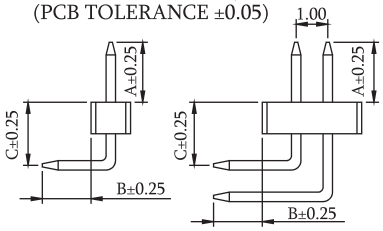

P/N.:5PH5RDX10/15-2XXU

ORDER INFORMATION

5	P	H	5	X	X	X	X	X	-	X	X	X	X	X	N	N	X	U	-	A
																				A/B/C

- MR:R/A SMT
  RD:R/A DIP
- Plastic Height
  10:H=1.0mm
  15:H=1.5mm
- 1:Single Row
  2:Dual Row
- No. of Contacts
  H:1.0mm
  Per Row (02~50)
  H:1.5mm
  Per Row (02~40)
- G0:Gold Flash
  GA:Au 5u"
  GB:Au 10u"
  GC:Au 20u"
  GD:Au 30u"
  T0:Tin Plated
- S0:Selective Au
  SA:Selective Au 5u"
  SB:Selective Au 10u"
  SC:Selective Au 20u"
  SD:Selective Au 30u"
  TE:Tin 200u"
- N:W/O Peg
- For 5PH5MR
  C:Tube With Cap
  T:Tube W/O Cap
  R:T/R With Cap
  M:T/R With Mylar
- For 5PH5RD
  C:Tube With Cap
  T:Tube W/O Cap
  R:T/R With Cap
  H:T/R W/O Cap
  X:Box
  B:Bag
- U:RoHS + Hi-Temp
- EX.:019020020
  A:1.90(019)
  B:2.00(020)
  C:2.00(020)

◎:Standard Recommended
Tube package is not available for pin counts under 1*5 & 2*5.
Option in the catalog are for reference only. Please contact Amtek for more details.

Old P/N:PH5MR10-1
PH5R10/15-1/2

Pin Header 1.0mm 1 Row H=1.0mm Straight / Stack Straight Type

Specifications
Current Rating: 0.75 AMP
Insulation Resistance: 1000MΩ Min.
Contact Resistance: 20mΩ Max.
Dielectric Voltage: 500V AC for one minute

Material
Insulator: Hi-Temp.Thermoplastic, UL 94V-0
Terminal: Copper Alloy
Standard Plating: Gold Flash



P/N.:5PH5SDX10-1XXU

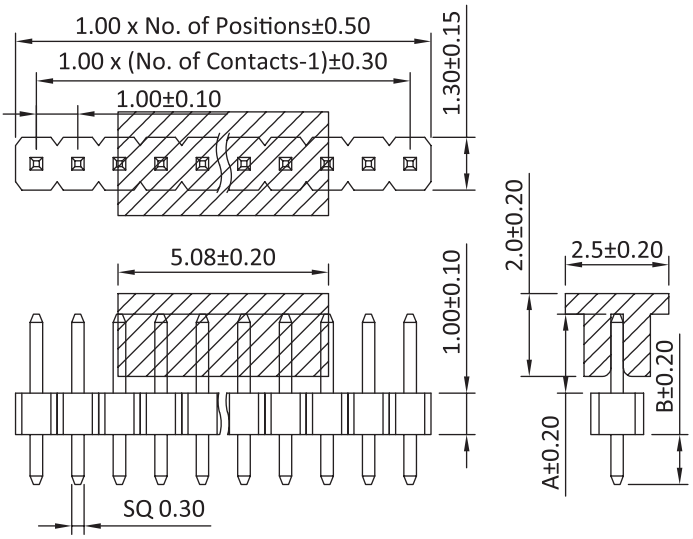



P/N.:5PH5DDX10-1XXU

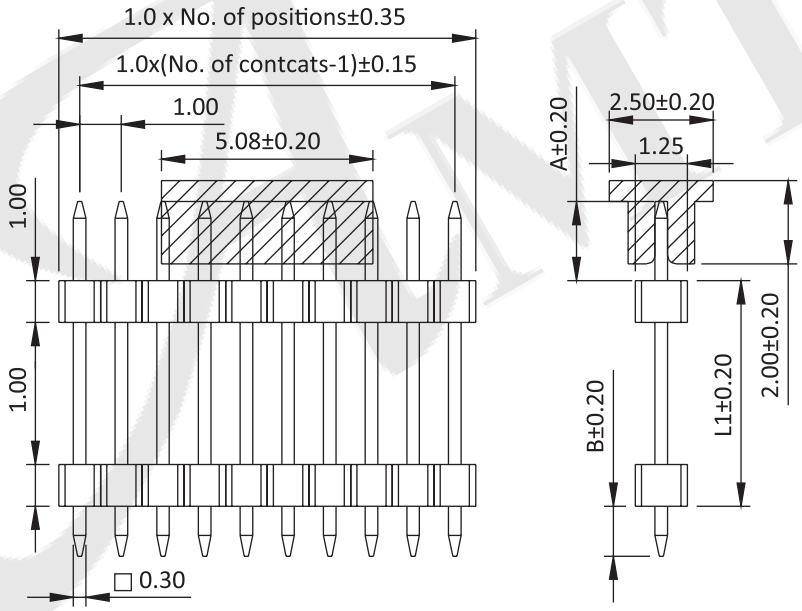

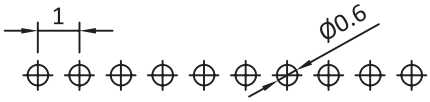

Recommended PCB Layout
(PCB TOLERANCE ±0.05)

ORDER INFORMATION

5	P	H	5	X	X	X	X	X	-	1	X	X	X	X	N	N	X	U	-	A/B
																				A/L1/B

- X X X: SD:Single Plastic DIP; DD:Stack Plastic DIP
- X X: Plastic Height 10:H=1.0mm
- 1: 1:Single Row
- X X: No. of Contacts Per Row (02~50)
- X X: G0:Gold Flash; GA:Au 5u"; GB:Au 10u"; GC:Au 20u"; GD:Au 30u"; T0:Tin Plated / S0:Selective Au; SA:Selective Au 5u"; SB:Selective Au 10u"; SC:Selective Au 20u"; SD:Selective Au 30u"; TE:Tin 200u"
- N N: N:W/O Peg
- X: T:Tube W/O Cap; R:T/R With Cap; X:Box; B:Bag
- U: U:RoHS + Hi-Temp
- A/B: EX.:060033000; A:6.00(060); B:3.30(033)
- A/L1/B: A:6.00(060); B:5.00(050); L1:3.30(033)

◎:Standard Recommended
Tube package is not available for pin counts under 1*5 & 2*5.
Option in the catalog are for reference only. Please contact Amtek for more details.

Old P/N:PH5S/D10/15-1

RoHS

Pin Header 1.0mm 2 Row H=1.0/1.5mm Straight / Stack Straight Type

Specifications
Current Rating: 0.75 AMP
Insulation Resistance: 1000MΩ Min.
Contact Resistance: 20mΩ Max.
Dielectric Voltage: 500V AC for one minute

Material
Insulator: Hi-Temp.Thermoplastic, UL 94V-0
Terminal: Copper Alloy
Standard Plating: Gold Flash



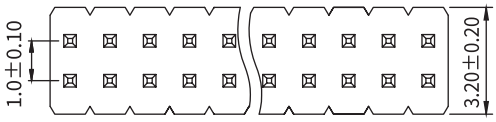

H	10	15
Plastic Height	1.0mm	1.5mm

P/N.:5PH5SDX10/15-2XXU

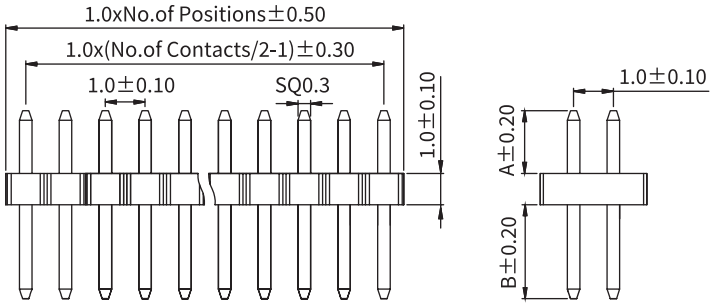



P/N.:5PH5DDX10/15-2XXU

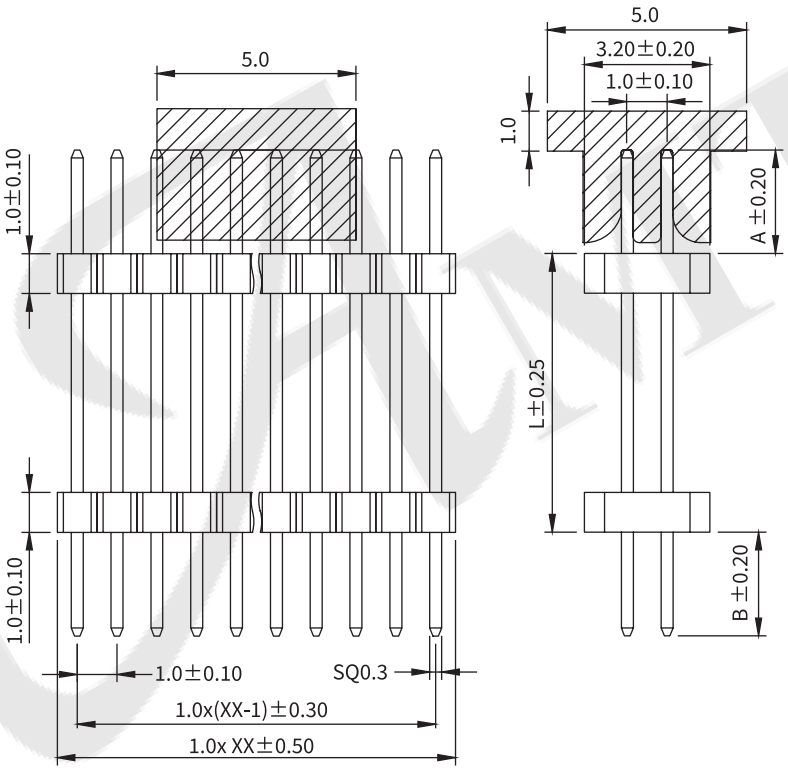

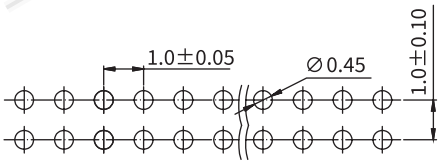

5PH5SDX10/15-2

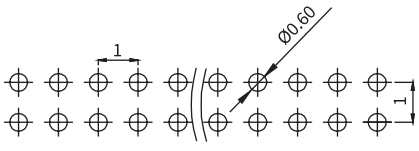

5PH5DDX10/15-2

Recommended PCB Layout
(PCB TOLERANCE ±0.05)

ORDER INFORMATION

5	P	H	X	X	X	X	X	X	-	2	X	X	X	X	N	N	X	U	-	A/B
																				A/L1/B

- X: SD:Single Plastic DIP; DD:Stack Plastic DIP
- X X: Plastic Height — 10:H=1.0mm; 15:H=1.5mm
- 2: 2:Dual Row
- X X: No. of Contacts Per Row (02~40)
- X X: G0:Gold Flash; GA:Au 5u"; GB:Au 10u"; GC:Au 20u"; GD:Au 30u"; T0:Tin Plated; S0:Selective Au; SA:Selective Au 5u"; SB:Selective Au 10u"; SC:Selective Au 20u"; SD:Selective Au 30u"; TE:Tin 200u"
- N N: N:W/O Peg
- X: T:Tube W/O Cap; C:Tube With Cap; H:T/R W/O Cap; R:T/R With Cap; X:Box; B:Bag
- U: U:RoHS + Hi-Temp
- A/B: EX.:060033000; A:6.00(060); B:3.30(033)
- A/L1/B: A:6.00(060); B:5.00(050); L1:3.30(033)

◎:Standard Recommended
Tube package is not available for pin counts under 1*5 & 2*5.
Option in the catalog are for reference only. Please contact Amtek for more details.

Old P/N:PH5S/D10/15-2

Box Header 1.0mm H=3.45mm SMT Type

Specifications
Current Rating: 0.75 AMP
Insulation Resistance: 1000MΩ Min.
Contact Resistance: 20mΩ Max.
Dielectric Voltage: 500V AC for one minute

Material
Insulator: Hi-Temp.Thermoplastic, UL 94V-0
Terminal: Copper Alloy
Standard Plating: Gold Flash



P/N.:5BH5MSA34-XXU

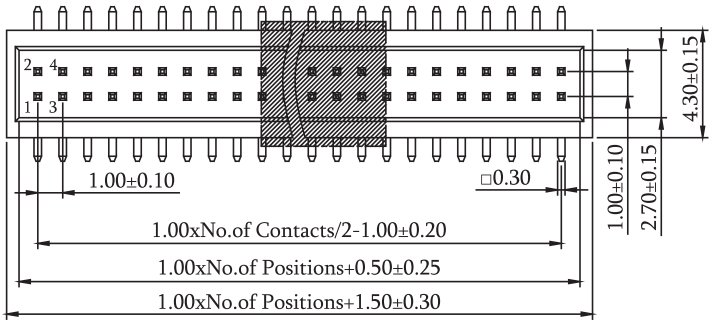

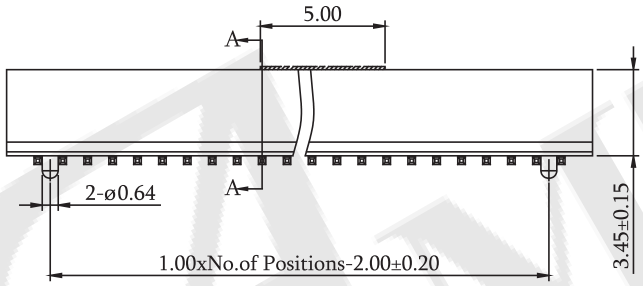

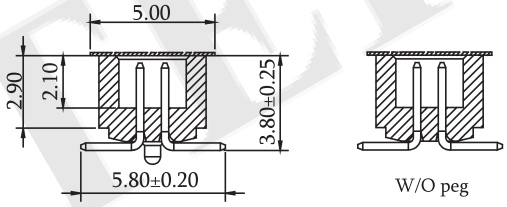

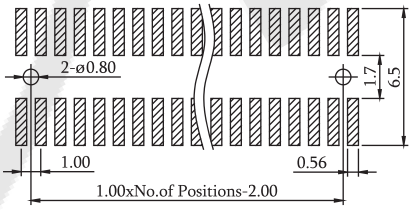

Recommended PCB Layout
(PCB TOLERANCE ±0.05)

ORDER INFORMATION

5	B	H	5	M	S	A	X	X	-	X	X	X	X	X	X	X	U
				MS:SMT Straight			Plastic Height 34:H=3.45mm			No. of Contacts (20~100)		G0:Gold Flash GA:Au 5u" GB:Au 10u" GC:Au 20u" GD:Au 30u" T0:Tin Plated	S0:Selective Au SA:Selective Au 5u" SB:Selective Au 10u" SC:Selective Au 20u" SD:Selective Au 30u" TE:Tin 200u"	5:W/O Peg;W/O Ejector 6:With Peg;W/O Ejector	T:Tube W/O Cap		U:RoHS + Hi-Temp

◎:Standard Recommended
Tube package is not available for pin counts under 1*5 & 2*5.
Option in the catalog are for reference only. Please contact Amtek for more details.

Old P/N:BH5M34
BH5M69

RoHS

Female Header 1.0mm 1 Row H=2.1mm SMT Type

Specifications
Current Rating: 0.75 AMP
Insulation Resistance: 1000MΩ Min.
Contact Resistance: 20mΩ Max.
Dielectric Voltage: 500V AC for one minute

Material
Insulator: Hi-Temp.Thermoplastic, UL 94V-0
Terminal: Copper Alloy
Standard Plating: Gold Flash



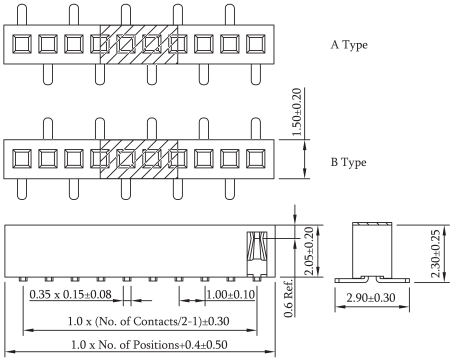

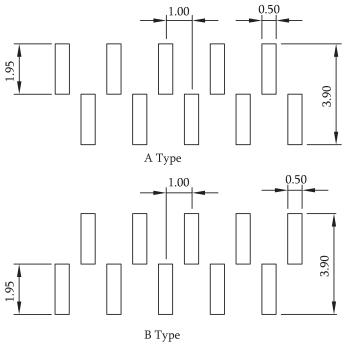

Recommended PCB Layout
(PCB TOLERANCE ±0.05)

P/N.:5PS5MSF21-1XXU

Female Header 1.0mm 2 Row H=2.0mm SMT Type

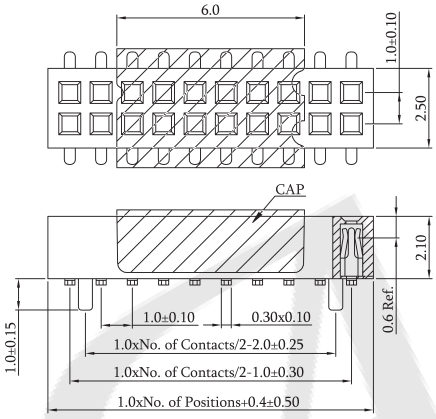

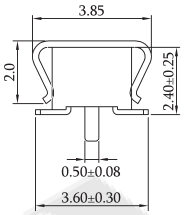

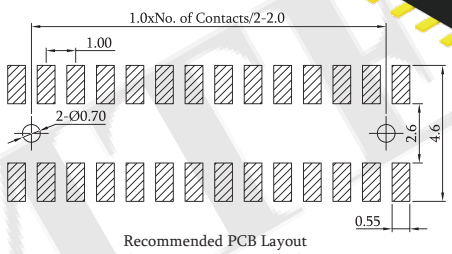

Recommended PCB Layout
(PCB TOLERANCE ±0.05)

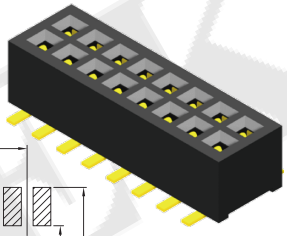

P/N.:5PS5MSA21-2XXU

Female Header 1.0mm 1 Row H=3.7mm SMT R/A Type

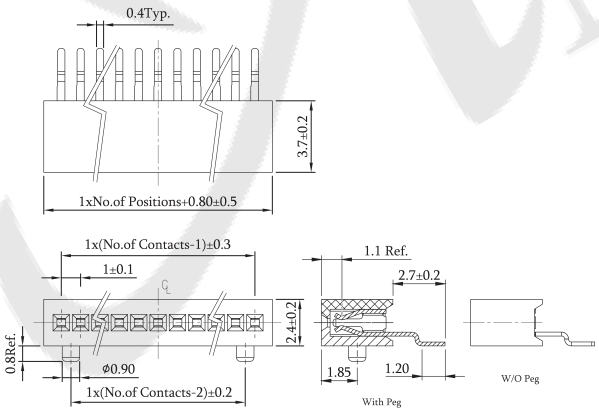

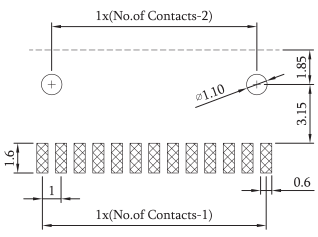

Recommended PCB Layout
(PCB TOLERANCE ±0.05)



P/N.:5PS5MRA37-1XXU

ORDER INFORMATION

5	P	S	5	X	X	X	X	X	-	X	X	X	X	X	N	X	X	X	U

Position	Options
5	MS:SMT Straight MR:R/A SMT
6	Plastic Height 21:H=2.1mm 21:H=2.0mm Only For 5PS5MSX21-2 37:H=3.7mm Only For 5PS5MRX37-1
9	1:Single Row 2:Dual Row
10	No. of Contacts Per Row (02~40)
12	G0:Gold Flash GA:Au 5u" GB:Au 10u" GC:Au 20u" GD:Au 30u" T0:Tin Plated
13	S0:Selective Au SA:Selective Au 5u" SB:Selective Au 10u" SC:Selective Au 20u" SD:Selective Au 30u" TE:Tin 200u"
15	N:W/O Bump
16	N:W/O Peg P:With Peg
17	A:A Type B:B Type For 5PS5MSX21-1 Only N:Non Type
18	T:Tube W/O Cap C:Tube With Cap H:T/R W/O Cap R:T/R With Cap M:T/R With Mylar X:Box B:Bag
19	U:RoHS + Hi-Temp

◎:Standard Recommended
Tube package is not available for pin counts under 1*5 & 2*5.
Option in the catalog are for reference only. Please contact Amtek for more details.

Old P/N:PS5M21-1/2
PS5MR37-1

Female Header 1.0mm 1 Row H=2.1mm Straight Type

Specifications
Current Rating: 0.75 AMP
Insulation Resistance: 1000MΩ Min.
Contact Resistance: 20mΩ Max.
Dielectric Voltage: 500V AC for one minute

Material
Insulator: Hi-Temp.Thermoplastic, UL 94V-0
Terminal: Copper Alloy
Standard Plating: Gold Flash



P/N.:5PS5SDB21-1XXU

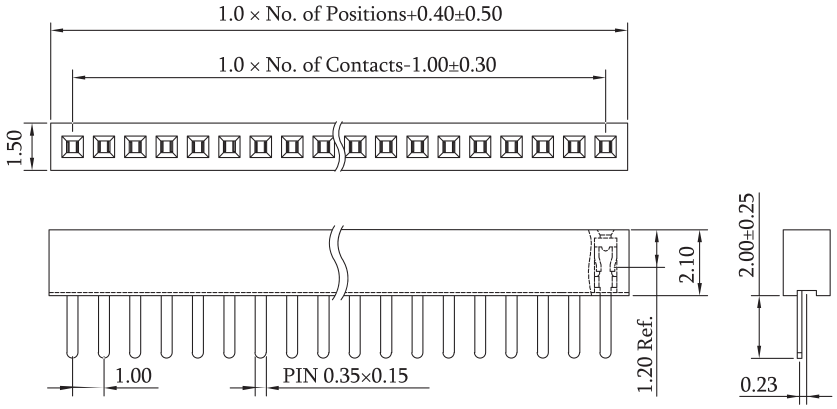



Recommended PCB Layout
(PCB TOLERANCE ±0.05)

Female Header 1.0mm 2 Row H=2.1mm Straight Type

Specifications
Current Rating: 0.75 AMP
Insulation Resistance: 1000MΩ Min.
Contact Resistance: 20mΩ Max.
Dielectric Voltage: 500V AC for one minute

Material
Insulator: Hi-Temp.Thermoplastic, UL 94V-0
Terminal: Copper Alloy
Standard Plating: Gold Flash



No of positions	Dim. D	Dim. E
2×2-2×3P	3.00	3.85
2×4-2×40P	4.20	3.40

P/N.:5PS5SDA21-2XXU

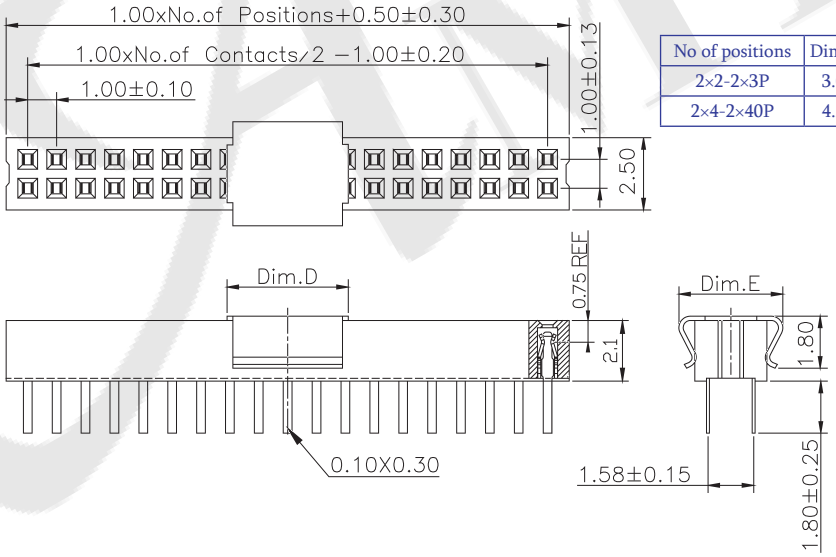

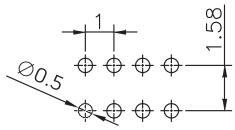

Recommended PCB Layout
(PCB TOLERANCE ±0.05)

ORDER INFORMATION

5	P	S	5	S	D	X	2	1	-	X	X	X	X	X	N	N	N	X	U

- SD:Straight DIP
- Plastic Height 21:H=2.1mm
- 1:Single Row, 2:Dual Row
- No. of Contacts Per Row (02~40)
- N:W/O Bump
- N:W/O Peg
- N:Non Type
- U:RoHS + Hi-Temp

G0:Gold Flash	S0:Selective Au
GA:Au 5u"	SA:Selective Au 5u"
GB:Au 10u"	SB:Selective Au 10u"
GC:Au 20u"	SC:Selective Au 20u"
GD:Au 30u"	SD:Selective Au 30u"
T0:Tin Plated	TE:Tin 200u"

T:Tube W/O Cap
C:Tube With Cap
H:T/R W/O Cap
R:T/R With Cap
X:Box

◎:Standard Recommended
Tube package is not available for pin counts under 1*5 & 2*5.
Option in the catalog are for reference only. Please contact Amtek for more details.

Old P/N:PS5S21-1/2

AMTEK
AMTEK CONNECTORS MANUFACTURER

PCB Conn. 1.27mm

HOT 2-15 ▸ Pin Header 1.27×1.27mm 1 Row H=1.0/1.5/2.0/2.5mm SMT / Stack SMT Type
HOT 2-16 ▸ Pin Header 1.27×1.27mm 2 Row H=0.8/1.0/1.5/1.7/2.0/2.5mm SMT / Stack SMT Type
HOT 2-17 ▸ Pin Header 1.27×1.27mm 1 & 2 Row H=2.5mm SMT R/A Type
2-18 ▸ Pin Header 1.27×1.27mm 1 Row H=1.0/1.5/1.7/2.0/2.5mm Right Angle Type
2-18 ▸ Pin Header 1.27×1.27mm 2 Row H=1.0/1.5/1.7/2.0/2.5mm Right Angle Type
2-19 ▸ Pin Header 1.27×1.27mm 1 Row H=1.0/1.5/1.7/2.0/2.5mm Straight / Stack Straight Type
2-20 ▸ Pin Header 1.27×1.27mm 2 Row H=0.85/1.0/1.5/1.7/2.0/2.5mm Straight / Stack Straight Type
2-21 ▸ Pin Header 1.27×2.54mm 1 Row H=1.7/2.5mm SMT / Stack SMT Type
2-22 ▸ Pin Header 1.27×2.54mm 2 Row H=1.7/2.5mm SMT / Stack SMT Type
2-23 ▸ Pin Header 1.27×2.54mm 1 & 2 Row H=2.5mm SMT R/A Type
2-24 ▸ Pin Header 1.27×2.54mm 1 Row H=1.7/2.5mm Right Angle Type
2-24 ▸ Pin Header 1.27×2.54mm 2 Row H=1.7/2.5mm Right Angle Type
2-25 ▸ Pin Header 1.27×2.54mm 1 Row H=1.7/2.5mm Straight / Stack Straight Type
2-26 ▸ Pin Header 1.27×2.54mm 2 Row H=1.7/2.5mm Straight / Stack Straight Type
HOT 2-27 ▸ Box Header 1.27×1.27mm SQ Pin=0.4mm H=2.5mm SMT / Right Angle / Straight Type
HOT 2-28 ▸ Box Header 1.27×1.27mm SQ Pin=0.4mm H=4.9 SMT / Right Angle / Straight Type
HOT 2-29 ▸ Box Header 1.27×1.27mm SQ Pin=0.4mm H=5.7mm Elevated SMT Type
2-29 ▸ Box Header 1.27×1.27mm SQ Pin=0.4mm H=5.7mm Elevated Straight Type
HOT 2-30 ▸ Box Header 1.27×1.27mm SQ Pin=0.4mm SMT Type
HOT 2-30 ▸ Box Header 1.27×1.27mm SQ Pin=0.4mm SMT Type
HOT 2-31 ▸ Box Header 1.27×1.27mm SQ Pin=0.4mm SMT Type
2-31 ▸ Box Header 1.27×1.27mm SQ Pin=0.4mm Straight Type
2-32 ▸ Box Header 1.27×2.54mm SQ Pin=0.46mm H=5.7mm SMT / Right Angle / Straight Type
HOT 2-33 ▸ Ejector Header 1.27×1.27mm SQ Pin=0.4mm SMT / Right Angle / Straight Type
2-34 ▸ Ejector Header 1.27×2.54mm SQ Pin=0.46mm Straight A / B Type
2-34 ▸ Ejector Header 1.27×2.54mm SQ Pin=0.46mm Right Angle B Type
HOT 2-35 ▸ Female Header 1.27mm 1 Row H=2.0mm Bottom Entry SMT Type
HOT 2-35 ▸ Female Header 1.27mm 2 Row H=2.0mm Bottom Entry SMT Type
HOT 2-36 ▸ Female Header 1.27mm 1 Row H=2.1mm SMT Type
HOT 2-36 ▸ Female Header 1.27mm 2 Row H=2.1mm SMT Type
2-37 ▸ Female Header 1.27mm 1 Row H=2.1mm Straight Type
2-37 ▸ Female Header 1.27mm 2 Row H=2.1mm Straight Type

PCB Conn. 1.27mm

- HOT 2-38 ▸ Female Header 1.27mm 1 Row H=3.4mm SMT Type
- HOT 2-38 ▸ Female Header 1.27mm 2 Row H=3.4mm SMT Type
- HOT 2-39 ▸ Female Header 1.27mm 1 Row H=4.4mm SMT Type
- 2-39 ▸ Female Header 1.27mm 2 Row H=4.4mm SMT Type
- HOT 2-40 ▸ Female Header 1.27mm 1 Row H=3.4mm Straight Type
- 2-40 ▸ Female Header 1.27mm 2 Row H=3.4mm Straight Type
- 2-41 ▸ Female Header 1.27mm 1 Row H=4.4mm Straight Type
- 2-41 ▸ Female Header 1.27mm 2 Row H=4.4mm Straight Type
- HOT 2-42 ▸ Female Header 1.27mm 2 Row H=3.45mm Side Entry SMT Type
- 2-42 ▸ Female Header 1.27mm 2 Row H=3.45mm Side Entry Straight Type
- 2-43 ▸ Female Header 1.27mm 1 Row H=4.3mm Right Angle Type
- 2-43 ▸ Female Header 1.27mm 2 Row H=4.3mm Right Angle Type
- 2-44 ▸ Female Header 1.27×2.54mm 1 Row H=4.6mm Straight Type
- 2-44 ▸ Female Header 1.27×2.54mm 2 Row H=4.6mm Straight Type
- 2-45 ▸ Female Header 1.27×2.54mm 1 Row H=5.7mm SMT Type
- 2-45 ▸ Female Header 1.27×2.54mm 2 Row H=5.7mm SMT Type
- 2-46 ▸ Female Header 1.27×2.54mm 1 Row H=8.5mm Straight Type
- 2-46 ▸ Female Header 1.27×2.54mm 2 Row H=8.5mm Straight Type
- 2-47 ▸ Mini Jumper 1.27mm

Pin Header 1.27×1.27mm 1 Row H=1.0/1.5/2.0/2.5mm SMT / Stack SMT Type

Specifications
Current Rating: 1 AMP
Insulation Resistance: 1000MΩ Min.
Contact Resistance: 20mΩ Max.
Dielectric Voltage: 500V AC for one minute

Material
Insulator: Hi-Temp.Thermoplastic, UL 94V-0
Terminal: Copper Alloy
Standard Plating: Gold Flash

	Dimensions			
	W	A	B	C
H=1.00mm	2.10	3.00 or 4.00	5.00	1.50
H=1.50mm				2.00
H=2.00mm	2.50			2.50
H=2.50mm				3.00



P/N.:5PH3MSX10/15/20/25-1XXU



P/N.:5PH3DMX10/15/20/25-1XXU

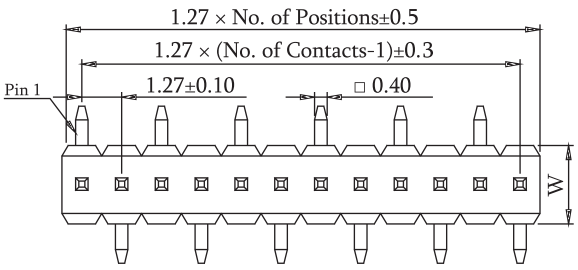

A Type

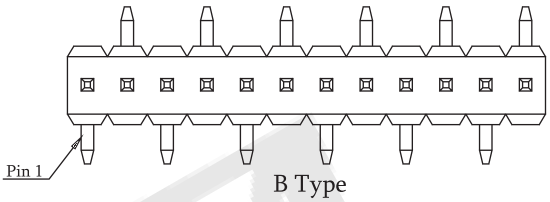

B Type

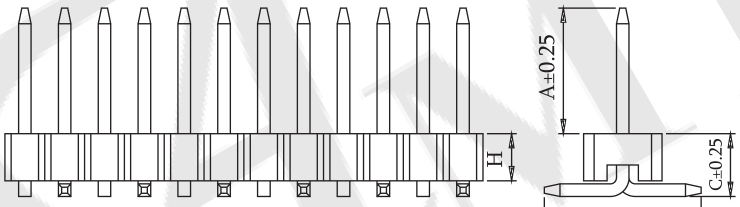

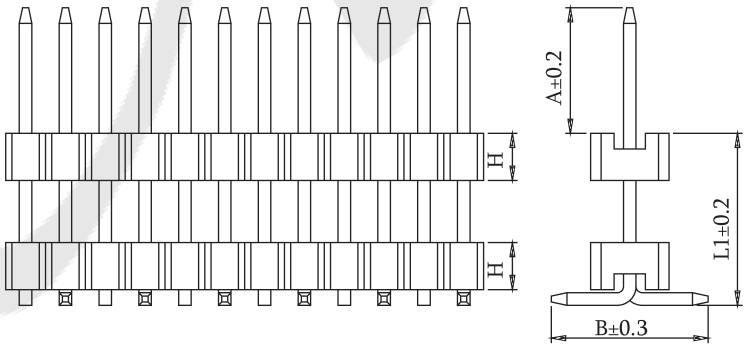

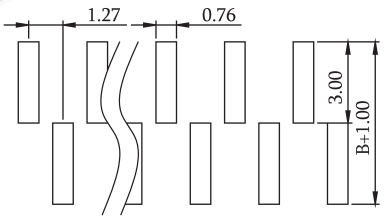

A Type

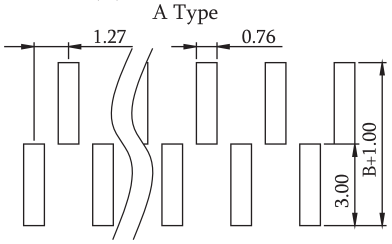

B Type

Recommended PCB Layout
(PCB TOLERANCE ±0.05)

ORDER INFORMATION

5	P	H	3	X	X	X	X	X	-	1	X	X	X	X	N	X	X	U	-	A/B/C / A/L1/B

- 3: Pitch 1.27×1.27
- MS: Single Plastic SMT; DM: Stack Plastic SMT
- Plastic Height: 10: H=1.0mm; 15: H=1.5mm; 20: H=2.0mm; 25: H=2.5mm
- 1: Single Row
- No. of Contacts Per Row (02~50)
- G0: Gold Flash; GA: Au 5u"; GB: Au 10u"; GC: Au 20u"; GD: Au 30u"; T0: Tin Plated
- S0: Selective Au; SA: Selective Au 5u"; SB: Selective Au 10u"; SC: Selective Au 20u"; SD: Selective Au 30u"; TE: Tin 200u"
- N: W/O Peg
- A: A Type; B: B Type
- T: Tube W/O Cap; C: Tube With Cap; H: T/R W/O Cap; R: T/R With Cap
- U: RoHS + Hi-Temp
- EX.: 060033050; A: 6.00(060); B/L1: 3.30(033); C/B: 5.00(050); A/B/C For 5PH5MSXXX-1; A/L1/B For 5PH5DMXXX-1

◎: Standard Recommended
Tube package is not available for pin counts under 1*5 & 2*5.
Option in the catalog are for reference only. Please contact Amtek for more details.

Old P/N: PH3M/DM08/10/15/17/20/25-1

Pin Header 1.27×1.27mm 2 Row H=0.8/1.0/1.5/1.7/2.0/2.5mm SMT / Stack SMT Type

Specifications
Current Rating: 1 AMP
Insulation Resistance: 1000MΩ Min.
Contact Resistance: 20mΩ Max.
Dielectric Voltage: 500V AC for one minute

Material
Insulator: Hi-Temp.Thermoplastic, UL 94V-0
Terminal: Copper Alloy
Standard Plating: Gold Flash

	Dimensions			
	W	A	B	C
H=0.85mm	3.40	3.00 or 4.00	5.50	1.30
H=1.00mm				1.50
H=1.50mm				2.00
H=1.70mm	3.00			2.20
H=2.00mm				2.50
H=2.50mm				3.00



P/N.:5PH3MSX08/10/15/17/20/25-2XXU

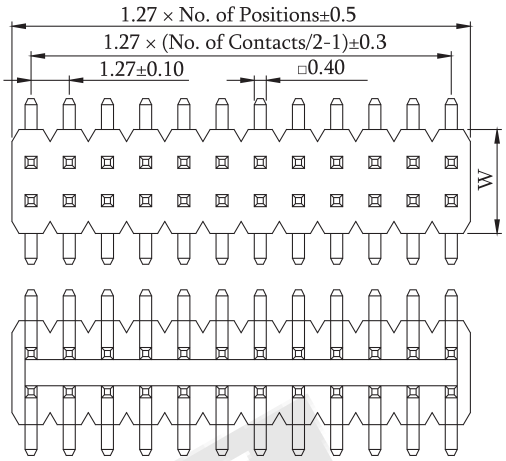



P/N.:5PH3DMX08/10/15/17/20/25-2XXU

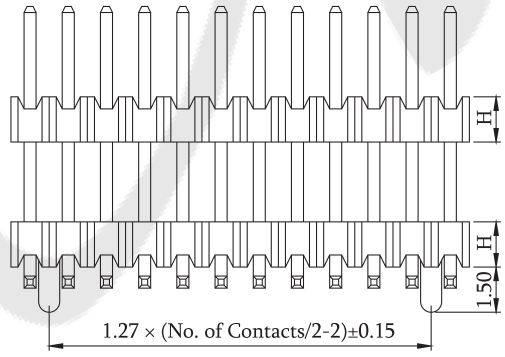

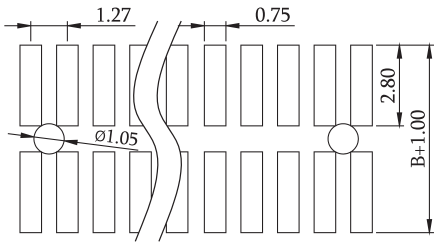

Recommended PCB Layout
(PCB TOLERANCE ±0.05)

ORDER INFORMATION

5	P	H	3	X	X	X	X	X	-	2	X	X	X	X	X	N	X	U	-	A/B/C
																				A/L1/B

- 3:Pitch 1.27×1.27
- MS:Single Plastic SMT
- DM:Stack Plastic SMT
- Plastic Height
  - 08:H=0.85mm
  - 10:H=1.0mm
  - 15:H=1.5mm
  - 17:H=1.7mm
  - 20:H=2.0mm
  - 25:H=2.5mm
- 2:Dual Row
- No. of Contacts Per Row (02~50)
- G0:Gold Flash / S0:Selective Au
- GA:Au 5u" / SA:Selective Au 5u"
- GB:Au 10u" / SB:Selective Au 10u"
- GC:Au 20u" / SC:Selective Au 20u"
- GD:Au 30u" / SD:Selective Au 30u"
- T0:Tin Plated / TE:Tin 200u"
- N:W/O Peg
- P:With Peg
- T:Tube W/O Cap
- C:Tube With Cap
- H:T/R W/O Cap
- R:T/R With Cap
- U:RoHS + Hi-Temp
- EX.:060033050
- A:6.00(060)
- B/L1:3.30(033)
- C/B:5.00(050)
- A/B/C For 5PH3MSXXX-2
- A/L1/B For 5PH3DMXXX-2

◎:Standard Recommended
Tube package is not available for pin counts under 1*5 & 2*5.
Option in the catalog are for reference only. Please contact Amtek for more details.

Old P/N:PH3M/DM08/10/15/17/20/25-2

Pin Header 1.27×1.27mm 1 & 2 Row H=2.5mm SMT R/A Type

Specifications
Current Rating: 1 AMP
Insulation Resistance: 1000MΩ Min.
Contact Resistance: 20mΩ Max.
Dielectric Voltage: 500V AC for one minute

Material
Insulator: Hi-Temp.Thermoplastic, UL 94V-0
Terminal: Copper Alloy
Standard Plating: Gold Flash

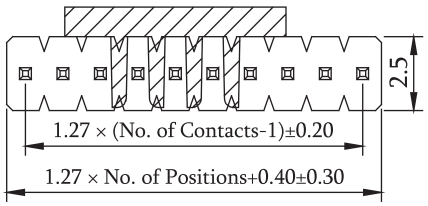

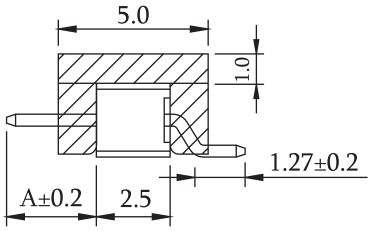



P/N.:5PH3MRX25-1XXU

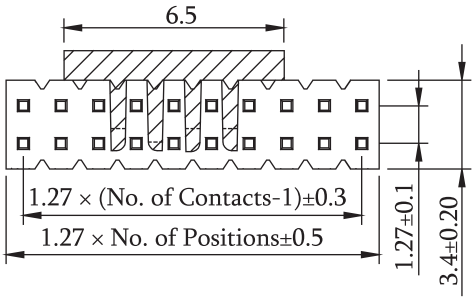

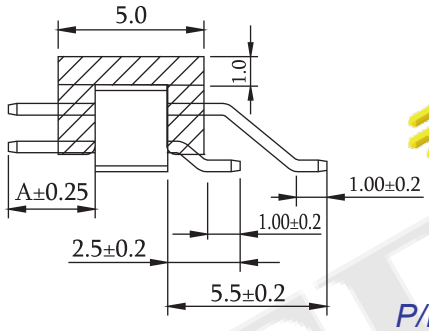



P/N.:5PH3MRX25-2XXU

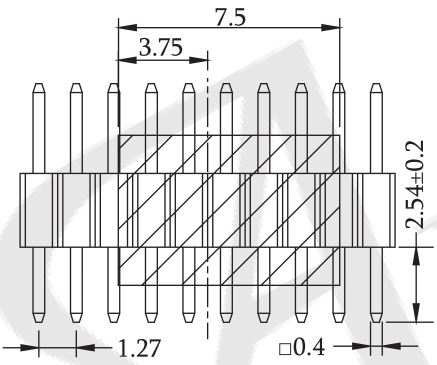

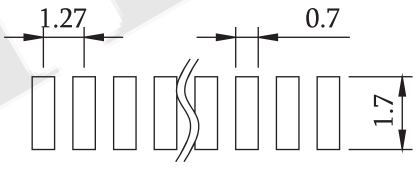

Recommended PCB Layout
(PCB TOLERANCE ±0.05)

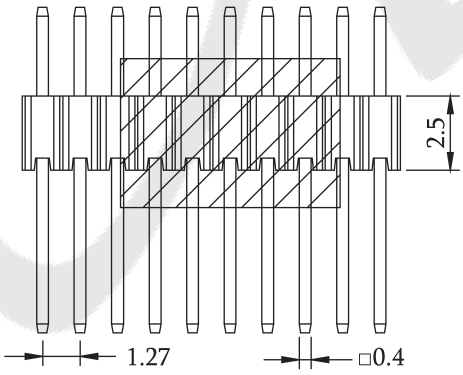

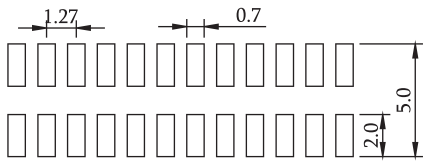

Recommended PCB Layout
(PCB TOLERANCE ±0.05)

ORDER INFORMATION

5	P	H	3	M	R	X	2	5	-	X	X	X	X	X	X	N	X	U	-	A

- 3:Pitch 1.27×1.27
- MR:R/A SMT
- Plastic Height 25:H=2.5mm
- 1:Single Row, 2:Dual Row
- No. of Contacts Per Row (02~50)
- G0:Gold Flash, GA:Au 5u", GB:Au 10u", GC:Au 20u", GD:Au 30u", T0:Tin Plated
- S0:Selective Au, SA:Selective Au 5u", SB:Selective Au 10u", SC:Selective Au 20u", SD:Selective Au 30u", TE:Tin 200u"
- N:W/O Peg, P:With Peg
- T:Tube W/O Cap, C:Tube With Cap, H:T/R W/O Cap, R:T/R With Cap
- U:RoHS + Hi-Temp
- EX.:040000000 A:4.00(040)

◎:Standard Recommended
Tube package is not available for pin counts under 1*5 & 2*5.
Option in the catalog are for reference only. Please contact Amtek for more details.

Old P/N:PH3MR-1/2

Pin Header 1.27×1.27mm 1 Row H=1.0/1.5/1.7/2.0/2.5mm Right Angle Type

Specifications
Current Rating: 1 AMP
Insulation Resistance: 1000MΩ Min.
Contact Resistance: 20mΩ Max.
Dielectric Voltage: 500V AC for one minute

Material
Insulator: Hi-Temp.Thermoplastic, UL 94V-0
Terminal: Copper Alloy
Standard Plating: Gold Flash



	Dimensions			
	W	A	B	C
H=1.00mm	2.10	4.00	2.40	1.50
H=1.50mm				2.00
H=1.70mm	2.50			3.00
H=2.00mm				
H=2.50mm				

P/N.:5PH3RDX10/15/17/20/25-1XXU

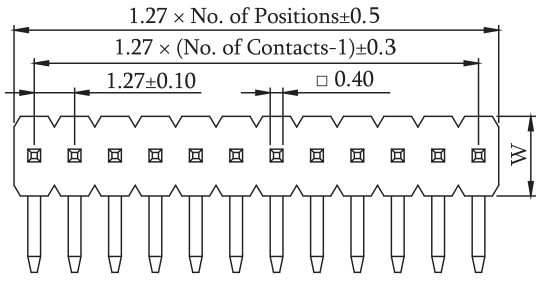

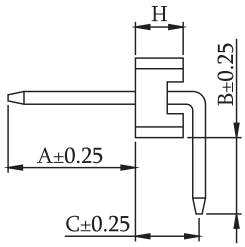



Recommended PCB Layout
(PCB TOLERANCE ±0.05)

Pin Header 1.27×1.27mm 2 Row H=1.0/1.5/1.7/2.0/2.5mm Right Angle Type

Specifications
Current Rating: 1 AMP
Insulation Resistance: 1000MΩ Min.
Contact Resistance: 20mΩ Max.
Dielectric Voltage: 500V AC for one minute

Material
Insulator: Hi-Temp.Thermoplastic, UL 94V-0
Terminal: Copper Alloy
Standard Plating: Gold Flash



	Dimensions			
	W	A	B	C
H=1.00mm	3.40	4.00	2.40	1.50
H=1.50mm				2.00
H=1.70mm	3.00			2.20
H=2.00mm				2.50
H=2.50mm				3.00

P/N.:5PH3RDX10/15/17/20/25-2XXU

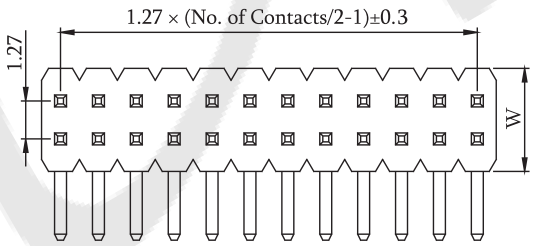

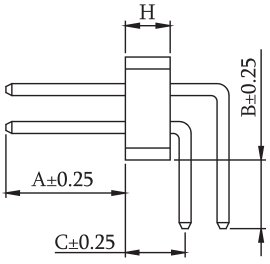

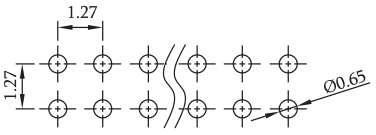

Recommended PCB Layout
(PCB TOLERANCE ±0.05)

ORDER INFORMATION

5	P	H	3	R	D	X	X	X	-	X	X	X	X	X	N	N	X	U	-	A/B/C

- 3: Pitch 1.27×1.27
- RD: R/A DIP
- Plastic Height: 10:H=1.0mm; 15:H=1.5mm; 17:H=1.7mm; 20:H=2.0mm; 25:H=2.5mm
- 1: Single Row; 2: Dual Row
- No. of Contacts Per Row (02~50)
- G0:Gold Flash; GA:Au 5u"; GB:Au 10u"; GC:Au 20u"; GD:Au 30u"; T0:Tin Plated
- S0:Selective Au; SA:Selective Au 5u"; SB:Selective Au 10u"; SC:Selective Au 20u"; SD:Selective Au 30u"; TE:Tin 200u"
- N: W/O Peg
- T: Tube W/O Cap; X: Box
- U: RoHS + Hi-Temp
- EX.:040024015; A:4.00(040); B:2.40(024); C:1.50(015)

◎:Standard Recommended
Tube package is not available for pin counts under 1*5 & 2*5.
Option in the catalog are for reference only. Please contact Amtek for more details.

Old P/N:PH3R10/15/17/20/25-1/2

Pin Header 1.27×1.27mm 1 Row H=1.0/1.5/1.7/2.0/2.5mm Straight / Stack Straight Type

Specifications
Current Rating: 1 AMP
Insulation Resistance: 1000MΩ Min.
Contact Resistance: 20mΩ Max.
Dielectric Voltage: 500V AC for one minute

Material
Insulator: Hi-Temp.Thermoplastic, UL 94V-0
Terminal: Copper Alloy
Standard Plating: Gold Flash

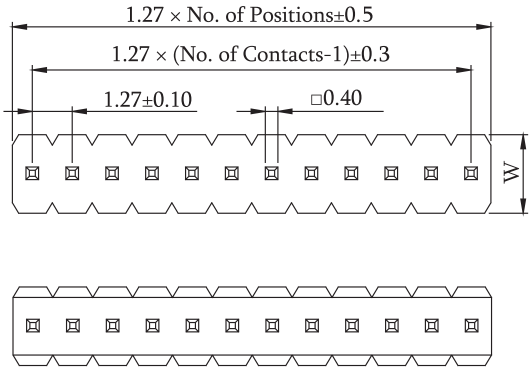

	Dimensions		
	W	A	B
H=1.00mm	2.10	3.00 or 4.00	2.30
H=1.50mm	2.40		
H=1.70mm	2.50		
H=2.00mm			
H=2.50mm			



P/N.:5PH3SDX10/15/17/20/25-1XXU

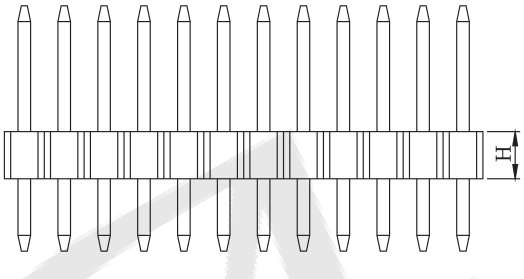

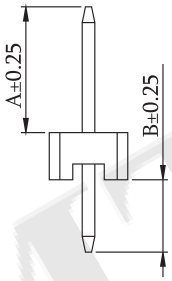



P/N.:5PH3DDX10/15/20/25-1XXU

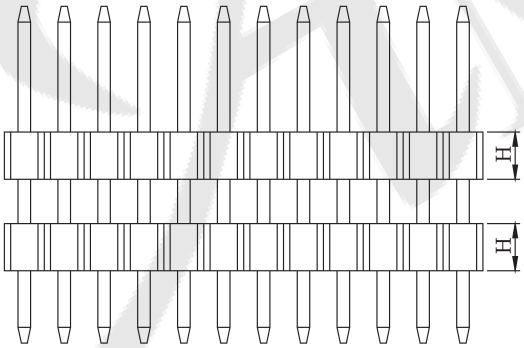

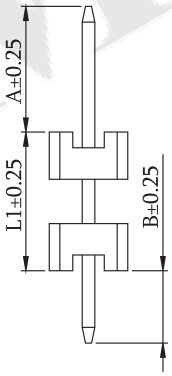

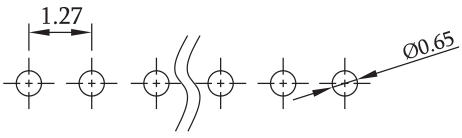

Recommended PCB Layout
(PCB TOLERANCE ±0.05)

ORDER INFORMATION

5	P	H	3	X	X	X	X	X	-	1	X	X	X	X	N	N	X	U	-	A/B
																				A/L1/B

- 3: Pitch 1.27×1.27
- SD: Single Plastic DIP; DD: Stack Plastic DIP
- Plastic Height: 10: H=1.0mm; 15: H=1.5mm; 17: H=1.7mm; 20: H=2.0mm; 25: H=2.5mm
- 1: 1:Single Row
- No. of Contacts Per Row (02~50)
- G0: Gold Flash; GA: Au 5u"; GB: Au 10u"; GC: Au 20u"; GD: Au 30u"; T0: Tin Plated
- S0: Selective Au; SA: Selective Au 5u"; SB: Selective Au 10u"; SC: Selective Au 20u"; SD: Selective Au 30u"; TE: Tin 200u"
- N: N:W/O Peg
- H: H:T/R W/O Cap; R: T/R With Cap; X: X:Box
- U: U:RoHS + Hi-Temp
- A/B: EX.:040050023(A/L1/B) 040023000(A/B); A: A:4.00(040); L1: L:5.00(050); B: B:2.30(023)

◎:Standard Recommended
Tube package is not available for pin counts under 1*5 & 2*5.
Option in the catalog are for reference only. Please contact Amtek for more details.

Old P/N:PH3S/D08/10/15/17/20/25-1

Pin Header 1.27×1.27mm 2 Row H=0.85/1.0/1.5/1.7/2.0/2.5mm Straight / Stack Straight Type

Specifications
Current Rating: 1 AMP
Insulation Resistance: 1000MΩ Min.
Contact Resistance: 20mΩ Max.
Dielectric Voltage: 500V AC for one minute

Material
Insulator: Hi-Temp.Thermoplastic, UL 94V-0
Terminal: Copper Alloy
Standard Plating: Gold Flash

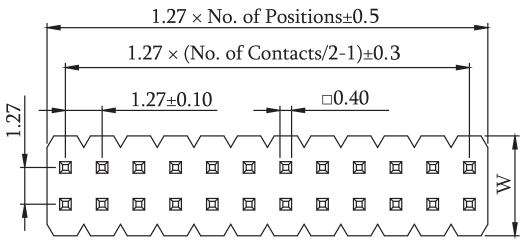

	Dimensions		
	W	A	B
H=0.85mm	3.40	3.00 or 4.00	2.30
H=1.00mm			
H=1.50mm			
H=1.70mm	3.00		
H=2.00mm			
H=2.50mm			



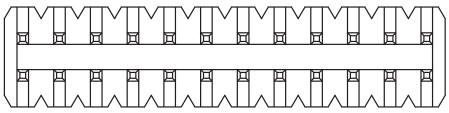

P/N.:5PH3SDX08/10/15/17/20/25-2XXU

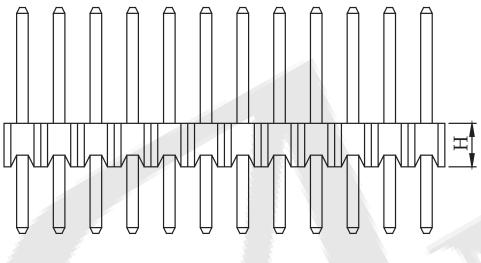



P/N.:5PH3DDX10/15/17/20/25-2XXU

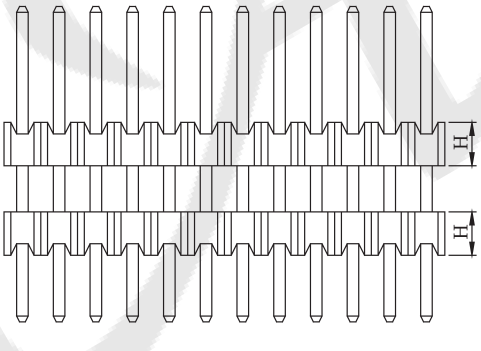

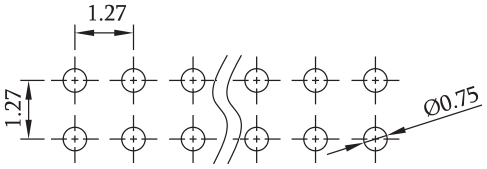

Recommended PCB Layout
(PCB TOLERANCE ±0.05)

ORDER INFORMATION

5	P	H	3	X	X	X	X	X	-	2	X	X	X	X	N	N	X	U	-	A/B
																				A/L1/B

- 3:Pitch 1.27×1.27
- SD:Single Plastic DIP; DD:Stack Plastic DIP
- Plastic Height: 08:H=0.85m; 10:H=1.0mm; 15:H=1.5mm; 17:H=1.7mm; 20:H=2.0mm; 25:H=2.5mm
- 2:Dual Row
- No. of Contacts Per Row (02~50)
- G0:Gold Flash; GA:Au 5u"; GB:Au 10u"; GC:Au 20u"; GD:Au 30u"; T0:Tin Plated
- S0:Selective Au; SA:Selective Au 5u"; SB:Selective Au 10u"; SC:Selective Au 20u"; SD:Selective Au 30u"; TE:Tin 200u"
- N:W/O Peg
- C:Tube With Cap; R:T/R With Cap; X:Box
- U:RoHS + Hi-Temp
- EX.:040050023(A/L1/B) 040023000(A/B); A:4.00(040); L1:5.00(050); B:2.30(023)

◎:Standard Recommended
Tube package is not available for pin counts under 1*5 & 2*5.
Option in the catalog are for reference only. Please contact Amtek for more details.

Old P/N:PH3S/D08/10/15/17/20/25-2

Pin Header 1.27×2.54mm 1 Row H=1.7/2.5mm SMT / Stack SMT Type

Specifications
Current Rating: 1 AMP
Insulation Resistance: 1000MΩ Min.
Contact Resistance: 20mΩ Max.
Dielectric Voltage: 500V AC for one minute

Material
Insulator: Hi-Temp.Thermoplastic, UL 94V-0
Terminal: Copper Alloy
Standard Plating: Gold Flash

Cap		L	W	H1(Ref.)
Single	≥1 x 2 Pin	5.0mm	5.08mm	4.5mm
Stack	≥1 x 2 Pin	6.5mm	3.60mm	3.3mm



P/N.:5PH4MSX17/25-1XXU

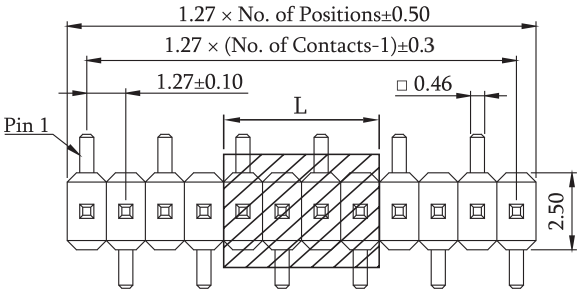

A Type

	Dimensions
	C
H=1.7mm	2.20
H=2.5mm	3.00



P/N.:5PH4DMX17/25-1XXU

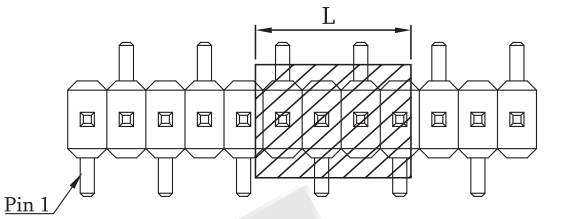

B Type

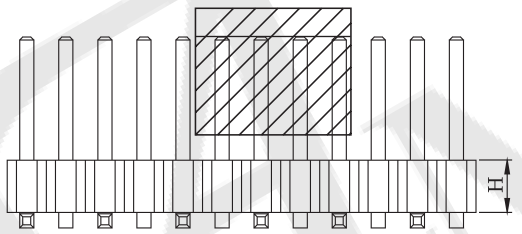

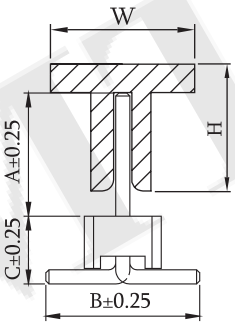

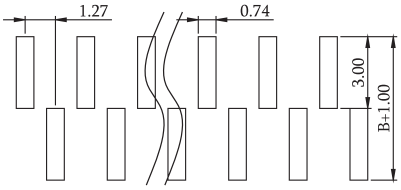

A Type

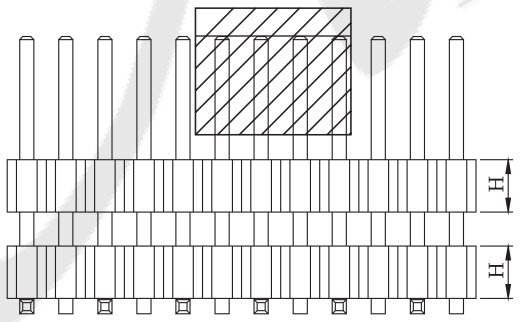

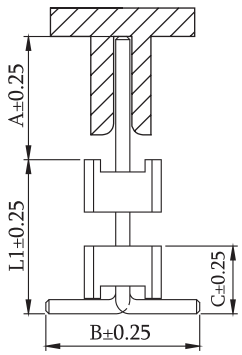

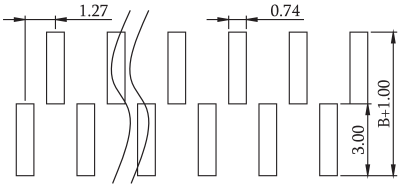

B Type

Recommended PCB Layout
(PCB TOLERANCE ±0.05)

ORDER INFORMATION

5	P	H	4	X	X	X	X	X	-	1	X	X	X	X	N	X	X	U	-	A/B/C / A/L1/B

- 4: 4:Pitch 1.27×2.54
- MS:Single Plastic SMT; DM:Stack Plastic SMT
- Plastic Height: 17:H=1.7mm; 25:H=2.5mm
- 1: 1:Single Row
- No. of Contacts Per Row (02~50)
- G0:Gold Flash; GA:Au 5u"; GB:Au 10u"; GC:Au 20u"; GD:Au 30u"; T0:Tin Plated
- S0:Selective Au; SA:Selective Au 5u"; SB:Selective Au 10u"; SC:Selective Au 20u"; SD:Selective Au 30u"; TE:Tin 200u"
- N:W/O Peg
- A:A Type; B:B Type
- T:Tube W/O Cap; C:Tube With Cap; H:T/R W/O Cap; R:T/R With Cap; X:Box
- U:RoHS + Hi-Temp
- A/B/C / A/L1/B: EX.:040050022; A:4.00(040); B/L1:5.00(050); C:2.20(022); A/B/C For 5PH4MSX; A/L1/B For 5PH4DMX

◎:Standard Recommended
Tube package is not available for pin counts under 1*5 & 2*5.
Option in the catalog are for reference only. Please contact Amtek for details.

Old P/N:PH4M/DM17/25-1

Pin Header 1.27×2.54mm 2 Row H=1.7/2.5mm SMT / Stack SMT Type

Specifications
Current Rating: 1 AMP
Insulation Resistance: 1000MΩ Min.
Contact Resistance: 20mΩ Max.
Dielectric Voltage: 500V AC for one minute

Material
Insulator: Hi-Temp.Thermoplastic, UL 94V-0
Terminal: Copper Alloy
Standard Plating: Gold Flash



P/N.:5PH4MSX17/25-2XXU

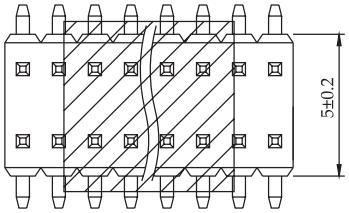

	Dimensions
	C
H=1.7mm	2.20
H=2.5mm	3.00



P/N.:5PH4DMX17/25-2XXU

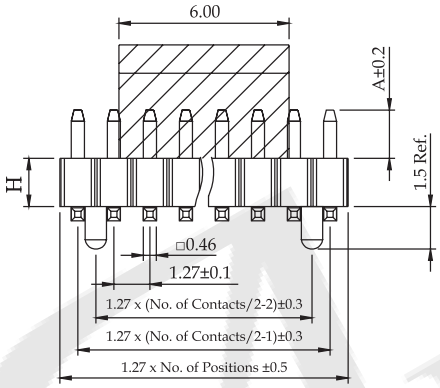

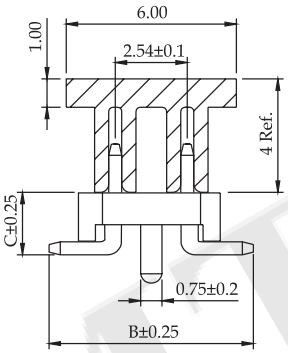

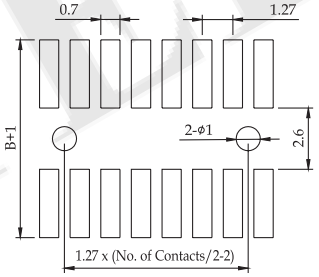

5PH4MSX17/25-2XXU

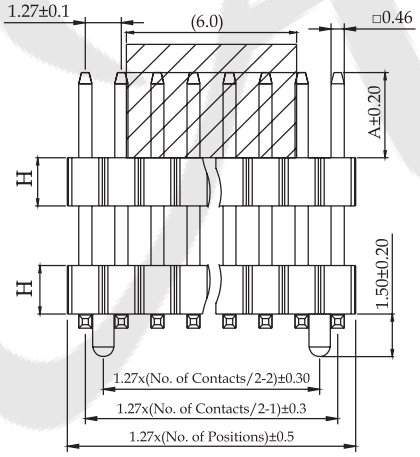

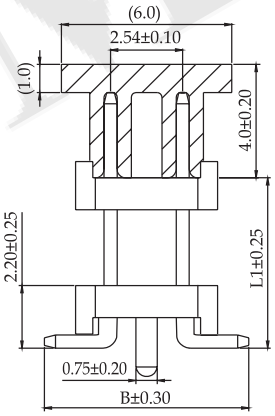

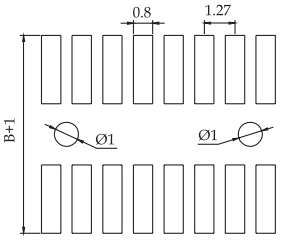

5PH4DMX17/25-2XXU

Recommended PCB Layout
(PCB TOLERANCE ±0.05)

ORDER INFORMATION

5	P	H	4	X	X	X	X	X	-	2	X	X	X	X	X	N	X	U	-	A/B/C
																				A/L1/B

- 4: 4:Pitch 1.27×2.54
- X X X: MS:Single Plastic SMT / DM:Stack Plastic SMT
- X X: Plastic Height — 17:H=1.7mm / 25:H=2.5mm
- 2: 2:Dual Row
- X X: No. of Contacts Per Row (02~50)
- X X: G0:Gold Flash / GA:Au 5u" / GB:Au 10u" / GC:Au 20u" / GD:Au 30u" / T0:Tin Plated
- X X: S0:Selective Au / SA:Selective Au 5u" / SB:Selective Au 10u" / SC:Selective Au 20u" / SD:Selective Au 30u" / TE:Tin 200u"
- X: N:W/O Peg / P:With Peg
- N: N:Non Type
- X: T:Tube W/O Cap / C:Tube With Cap / H:T/R W/O Cap / R:T/R With Cap / X:Box / B:Bag
- U: U:RoHS + Hi-Temp
- A/B/C: EX.:040050022 / A:4.00(040) / B/L1:5.00(050) / C:2.20(022) / A/B/C For 5PH4MSX / A/L1/B For 5PH4DMX

◎:Standard Recommended
Tube package is not available for pin counts under 1*5 & 2*5.
Option in the catalog are for reference only. Please contact Amtek for more details.

Old P/N:PH4M/DM17/25-2

Pin Header 1.27×2.54mm 1 & 2 Row H=2.5mm SMT R/A Type

Specifications
Current Rating: 1 AMP
Insulation Resistance: 1000MΩ Min.
Contact Resistance: 20mΩ Max.
Dielectric Voltage: 500V AC for one minute

Material
Insulator: Hi-Temp.Thermoplastic, UL 94V-0
Terminal: Copper Alloy
Standard Plating: Gold Flash

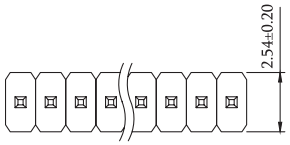

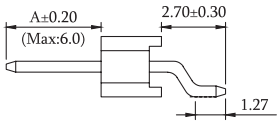



P/N.:5PH4MRX25-1XXU

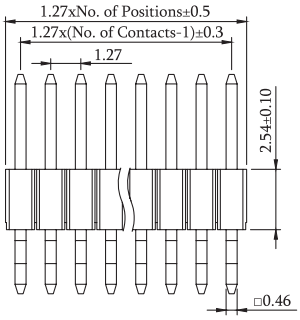



P/N.:5PH4MRX25-2XXU

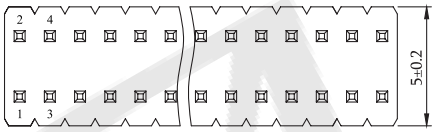

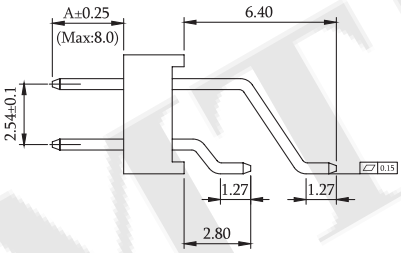

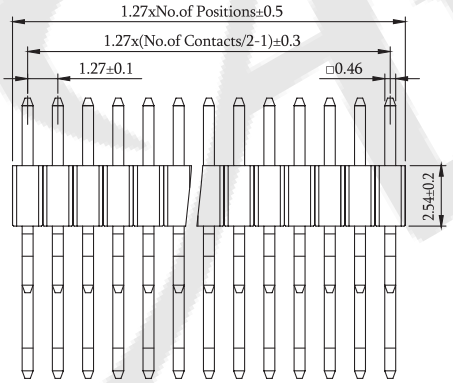

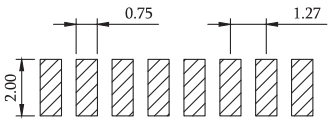

Recommended PCB Layout
(PCB TOLERANCE ±0.05)



Recommended PCB Layout
(PCB TOLERANCE ±0.05)

ORDER INFORMATION

5	P	H	4	M	R	X	2	5	-	X	X	X	X	X	N	N	X	U	-	A

- 4: 4:Pitch 1.27×2.54
- MR: MR:R/A SMT
- 25: Plastic Height 25:H=2.5mm
- X: 1:Single Row 2:Dual Row
- XX: No. of Contacts Per Row (02~50)
- XX: G0:Gold Flash; GA:Au 5u"; GB:Au 10u"; GC:Au 20u"; GD:Au 30u"; T0:Tin Plated | S0:Selective Au; SA:Selective Au 5u"; SB:Selective Au 10u"; SC:Selective Au 20u"; SD:Selective Au 30u"; TE:Tin 200u"
- NN: N:W/O Peg
- X: T:Tube W/O Cap; C:Tube With Cap; H:T/R W/O Cap; R:T/R With Cap; X:Box
- U: U:RoHS + Hi-Temp
- A: EX.:040000000 A:4.00(040)

◎:Standard Recommended
Tube package is not available for pin counts under 1*5 & 2*5.
Option in the catalog are for reference only. Please contact Amtek for more details.

Old P/N:PH4MR-1/2

RoHS

Pin Header 1.27×2.54mm 1 Row H=1.7/2.5mm Right Angle Type

Specifications
Current Rating: 1 AMP
Insulation Resistance: 1000MΩ Min.
Contact Resistance: 20mΩ Max.
Dielectric Voltage: 500V AC for one minute

Material
Insulator: Hi-Temp.Thermoplastic, UL 94V-0
Terminal: Copper Alloy
Standard Plating: Gold Flash



	Dimensions
	C
H=1.7mm	2.20
H=2.5mm	3.00

P/N.:5PH4RDX17/25-1XXU

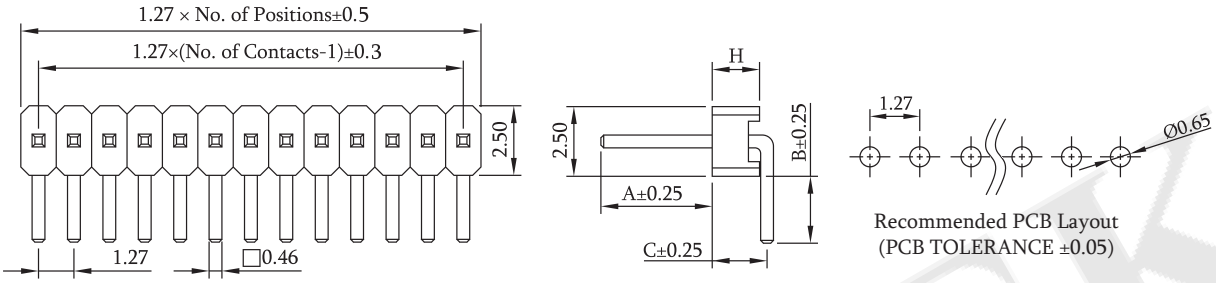

Pin Header 1.27×2.54mm 2 Row H=1.7/2.5mm Right Angle Type

Specifications
Current Rating: 1 AMP
Insulation Resistance: 1000MΩ Min.
Contact Resistance: 20mΩ Max.
Dielectric Voltage: 500V AC for one minute

Material
Insulator: Hi-Temp.Thermoplastic, UL 94V-0
Terminal: Copper Alloy
Standard Plating: Gold Flash



	Dimensions
	C
H=1.7mm	2.20
H=2.5mm	3.00

P/N.:5PH4RDX17/25-2XXU

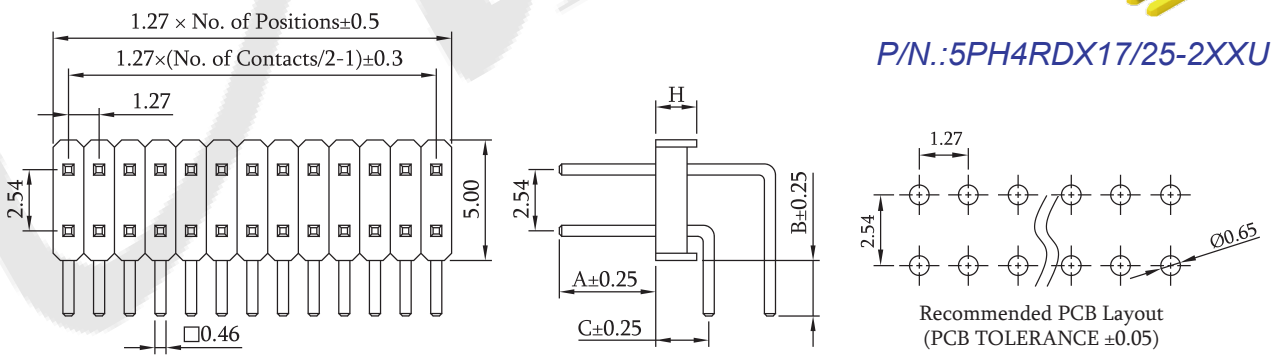

ORDER INFORMATION

5	P	H	4	R	D	X	X	X	-	X	X	X	X	X	N	N	X	U	-	A/B/C

- 4: Pitch 1.27×2.54
- RD: R/A DIP
- Plastic Height: 17: H=1.7mm; 25: H=2.5mm
- 1: Single Row; 2: Dual Row
- No. of Contacts Per Row (02~50)
- G0: Gold Flash; GA: Au 5u"; GB: Au 10u"; GC: Au 20u"; GD: Au 30u"; T0: Tin Plated
- S0: Selective Au; SA: Selective Au 5u"; SB: Selective Au 10u"; SC: Selective Au 20u"; SD: Selective Au 30u"; TE: Tin 200u"
- N: W/O Peg
- T: Tube W/O Cap; C: Tube With Cap; H: T/R W/O Cap; R: T/R With Cap; X: Box
- U: RoHS + Hi-Temp
- EX.: 040050022; A: 4.00(040); B: 5.00(050); C: 2.20(022)

◎: Standard Recommended
Tube package is not available for pin counts under 1*5 & 2*5.
Option in the catalog are for reference only. Please contact Amtek for more details.

Old P/N: PH4R17/25-1/2

Pin Header 1.27×2.54mm 1 Row H=1.7/2.5mm Straight / Stack Straight Type

Specifications
Current Rating: 1 AMP
Insulation Resistance: 1000MΩ Min.
Contact Resistance: 20mΩ Max.
Dielectric Voltage: 500V AC for one minute

Material
Insulator: Hi-Temp.Thermoplastic, UL 94V-0
Terminal: Copper Alloy
Standard Plating: Gold Flash



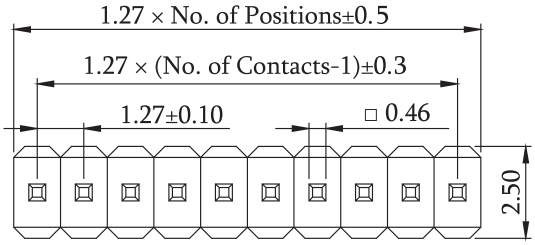

H	17	25
Plastic Height	1.7mm	2.5mm

P/N.:5PH4SDX17/25-1XXU



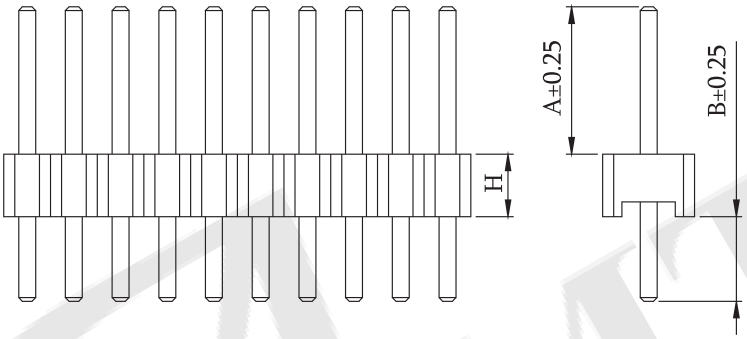

P/N.:5PH4DDX17/25-1XXU

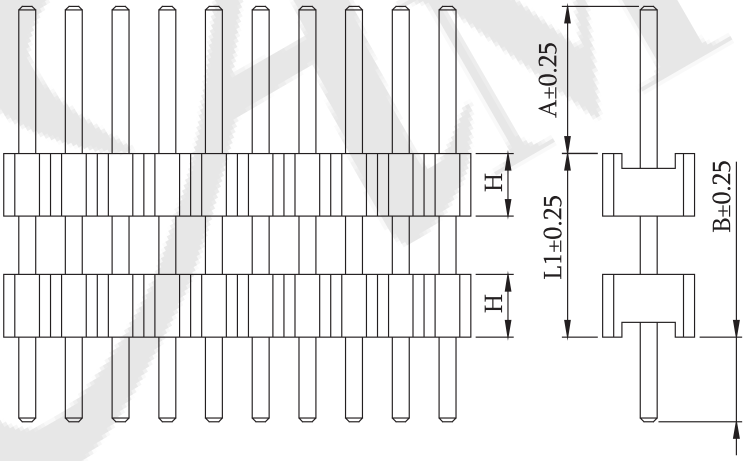

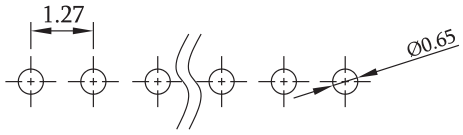

Recommended PCB Layout
(PCB TOLERANCE ±0.05)

ORDER INFORMATION

5	P	H	4	X	X	X	X	X	-	1	X	X	X	X	N	N	X	U	-	A/B
																				A/L1/B

- 4: Pitch 1.27×2.54
- SD: Single Plastic DIP; DD: Stack Plastic DIP
- Plastic Height: 17: H=1.7mm; 25: H=2.5mm
- 1: Single Row
- No. of Contacts Per Row (02~50)
- N: W/O Peg
- U: RoHS + Hi-Temp
- EX.: 040050023(A/L1/B); 040023000(A/B); A: 4.00(040); L1: 5.00(050); B: 2.30(023)

G0: Gold Flash	S0: Selective Au
GA: Au 5u"	SA: Selective Au 5u"
GB: Au 10u"	SB: Selective Au 10u"
GC: Au 20u"	SC: Selective Au 20u"
GD: Au 30u"	SD: Selective Au 30u"
T0: Tin Plated	TE: Tin 200u"

T: Tube W/O Cap
C: Tube With Cap
H: T/R W/O Cap
R: T/R With Cap
X: Box
B: Bag

◎: Standard Recommended
Tube package is not available for pin counts under 1*5 & 2*5.
Option in the catalog are for reference only. Please contact Amtek for more details.

Old P/N: PH4S17/25-1
PH4D17/25-1

Pin Header 1.27×2.54mm 2 Row H=1.7/2.5mm Straight / Stack Straight Type

Specifications
Current Rating: 1 AMP
Insulation Resistance: 1000MΩ Min.
Contact Resistance: 20mΩ Max.
Dielectric Voltage: 500V AC for one minute

Material
Insulator: Hi-Temp.Thermoplastic, UL 94V-0
Terminal: Copper Alloy
Standard Plating: Gold Flash



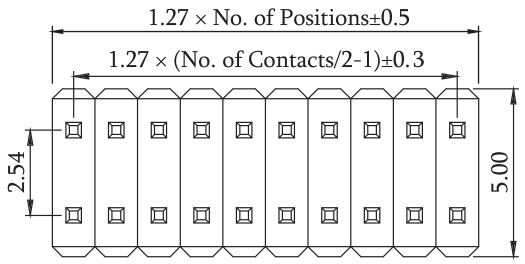

H	17	25
Plastic Height	1.7mm	2.5mm

P/N.:5PH4SDX17/25-2XXU



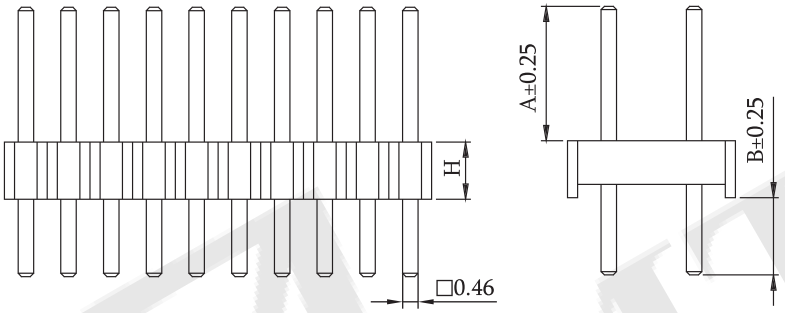

P/N.:5PH4DDX17/25-2XXU

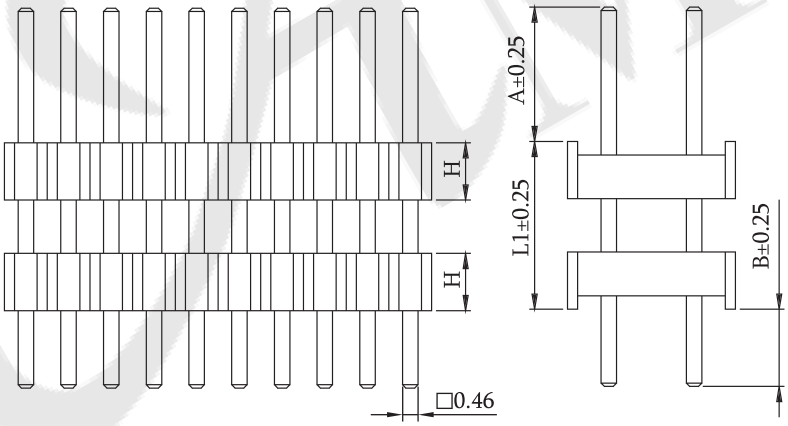

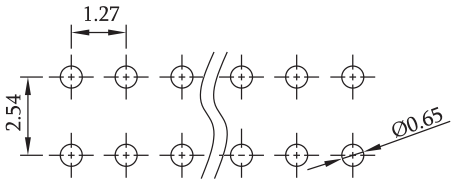

Recommended PCB Layout
(PCB TOLERANCE ±0.05)

ORDER INFORMATION

5	P	H	4	X	X	X	X	X	-	2	X	X	X	X	N	N	X	U	-	A/B
																				A/L1/B

- 4: 4:Pitch 1.27×2.54
- SD:Single Plastic DIP / DD:Stack Plastic DIP
- Plastic Height: 17:H=1.7mm / 25:H=2.5mm
- 2: 2:Dual Row
- No. of Contacts Per Row (02~50)
- G0:Gold Flash / GA:Au 5u" / GB:Au 10u" / GC:Au 20u" / GD:Au 30u" / T0:Tin Plated
- S0:Selective Au / SA:Selective Au 5u" / SB:Selective Au 10u" / SC:Selective Au 20u" / SD:Selective Au 30u" / TE:Tin 200u"
- N: N:W/O Peg
- T:Tube W/O Cap / C:Tube With Cap / H:T/R W/O Cap / R:T/R With Cap / X:Box
- U: U:RoHS + Hi-Temp
- A/B: EX.:040050023(A/L1/B) 040023000(A/B) / A:4.00(040) / L1:5.00(050) / B:2.30(023)

◎:Standard Recommended
Tube package is not available for pin counts under 1*5 & 2*5.
Option in the catalog are for reference only. Please contact Amtek for more details.

Old P/N:PH4S17/25-2
PH4D17/25-2

Box Header 1.27×1.27mm SQ Pin=0.4mm H=2.5mm SMT / Right Angle / Straight Type

Specifications
Current Rating: 1 AMP
Insulation Resistance: 1000MΩ Min.
Contact Resistance: 20mΩ Max.
Dielectric Voltage: 500V AC for one minute

Material
Insulator: Hi-Temp.Thermoplastic, UL 94V-0
Terminal: Copper Alloy
Standard Plating: Gold Flash



P/N.:5BP3MSB25-XXU

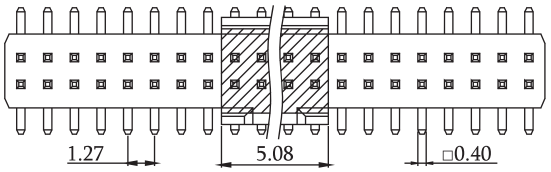

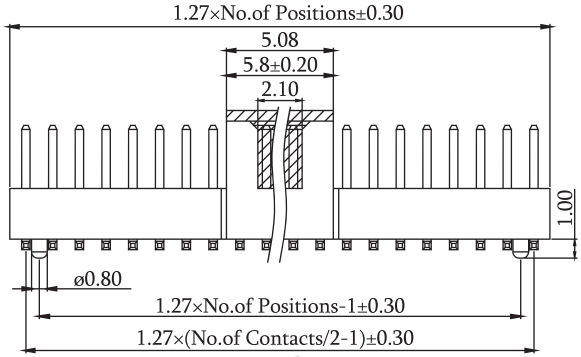

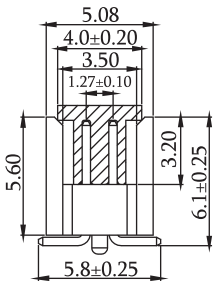

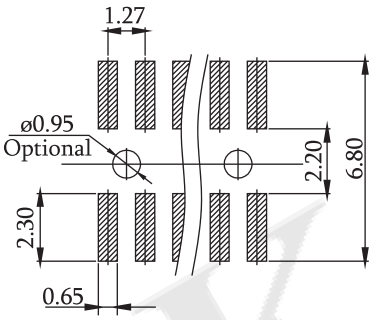

Recommended PCB Layout
(PCB TOLERANCE ±0.05)



P/N.:5BP3RDB25-XXU

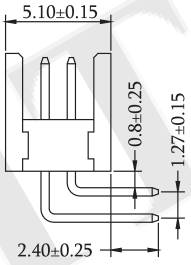



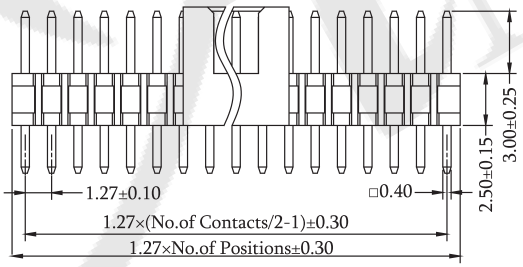

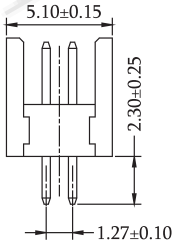



P/N.:5BP3SDB25-XXU

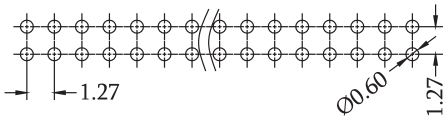

Recommended PCB Layout
(PCB TOLERANCE ±0.05)

ORDER INFORMATION

5	B	P	3	X	X	B	2	5	-	X	X	X	X	X	X	U

- 3: Pitch 1.27×1.27
- MS:SMT Straight; RD:R/A DIP; SD:Straight DIP
- Plastic Height: 25:H=2.5mm
- No. of Contacts (10~100)
- G0:Gold Flash; GA:Au 5u"; GB:Au 10u"; GC:Au 20u"; GD:Au 30u"; T0:Tin Plated
- S0:Selective Au; SA:Selective Au 5u"; SB:Selective Au 10u"; SC:Selective Au 20u"; SD:Selective Au 30u"; TE:Tin 200u"
- 5:W/O Peg;W/O Ejector; 6:With Peg;W/O Ejector
- T:Tube W/O Cap
- U:RoHS + Hi-Temp

◎:Standard Recommended
Tube package is not available for pin counts under 1*5 & 2*5.
Option in the catalog are for reference only. Please contact Amtek for more details.

Old P/N:BPH3M/R/S

RoHS

Box Header 1.27×1.27mm SQ Pin=0.4mm H=4.9 SMT / Right Angle / Straight Type

Specifications
Current Rating: 1 AMP
Insulation Resistance: 1000MΩ Min.
Contact Resistance: 20mΩ Max.
Dielectric Voltage: 500V AC for one minute

Material
Insulator: Hi-Temp.Thermoplastic, UL 94V-0
Terminal: Copper Alloy
Standard Plating: Gold Flash



P/N.:5BH3MSB49-XXU

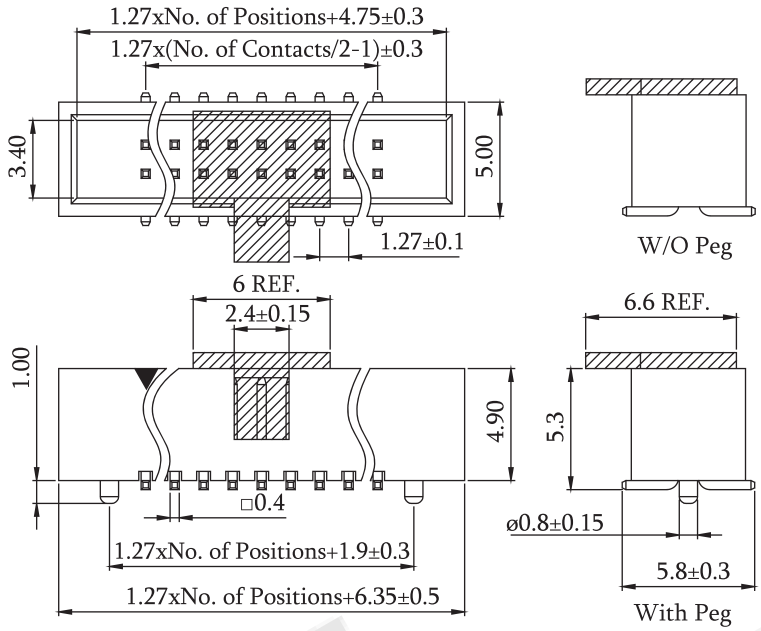

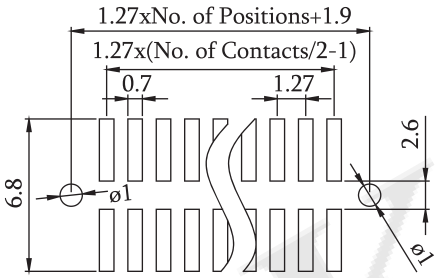

Recommended PCB Layout
(PCB TOLERANCE ±0.05)



P/N.:5BH3RDB49-XXU

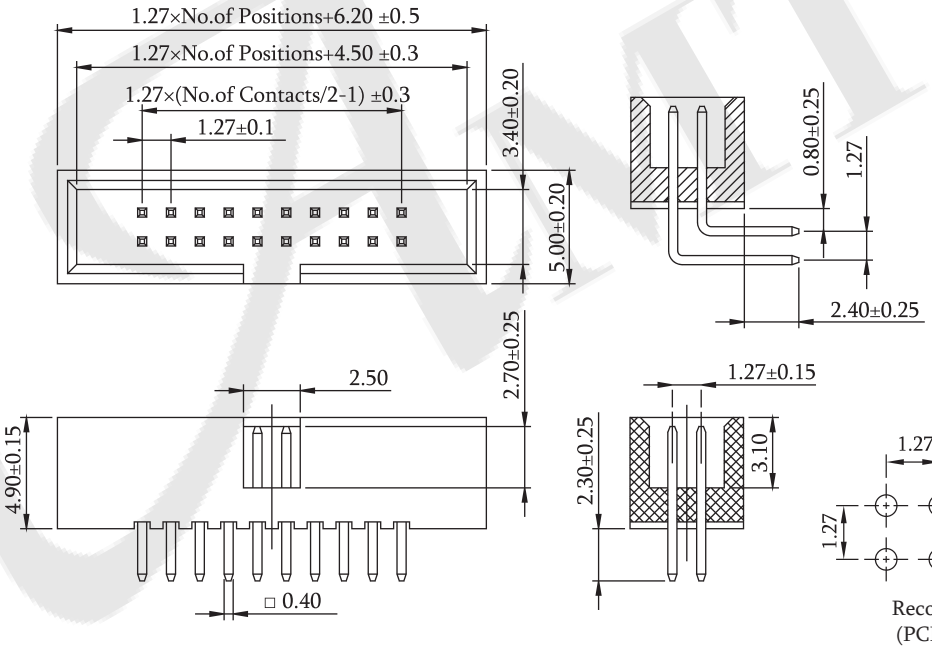



P/N.:5BH3SDB49-XXU

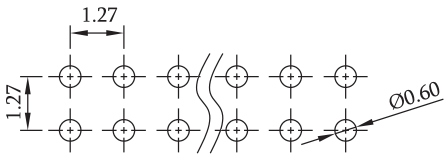

Recommended PCB Layout
(PCB TOLERANCE ±0.05)

ORDER INFORMATION

5	B	H	3	X	X	B	4	9	-	X	X	X	X	X	X	U

- 3: Pitch 1.27×1.27
- MS:SMT Straight / RD:R/A DIP / SD:Straight DIP
- Plastic Height: 49:H=4.9mm
- No. of Contacts (20~A1) (A1=100)
- 5:W/O Peg W/O Ejector / 6:With Peg W/O Ejector For 5BH3MSB49 Only
- U:RoHS + Hi-Temp

G0:Gold Flash	S0:Selective Au
GA:Au 5u"	SA:Selective Au 5u"
GB:Au 10u"	SB:Selective Au 10u"
GC:Au 20u"	SC:Selective Au 20u"
GD:Au 30u"	SD:Selective Au 30u"
T0:Tin Plated	TE:Tin 200u"

A:Tray W/O Cap
P:Tray With Cap
T:Tube W/O Cap
C:Tube With Cap
H:T/R W/O Cap
R:T/R With Cap

◎:Standard Recommended
Tube package is not available for pin counts under 1*5 & 2*5.
Option in the catalog are for reference only. Please contact Amtek for more details.

Old P/N:BH3CS/R/M

Box Header 1.27×1.27mm SQ Pin=0.4mm H=5.7mm Elevated SMT Type

Specifications
Current Rating: 1 AMP
Insulation Resistance: 1000MΩ Min.
Contact Resistance: 20mΩ Max.
Dielectric Voltage: 500V AC for one minute

Material
Insulator: Hi-Temp.Thermoplastic, UL 94V-0
Terminal: Copper Alloy
Standard Plating: Gold Flash



P/N.:5BH3EMB57-XXU

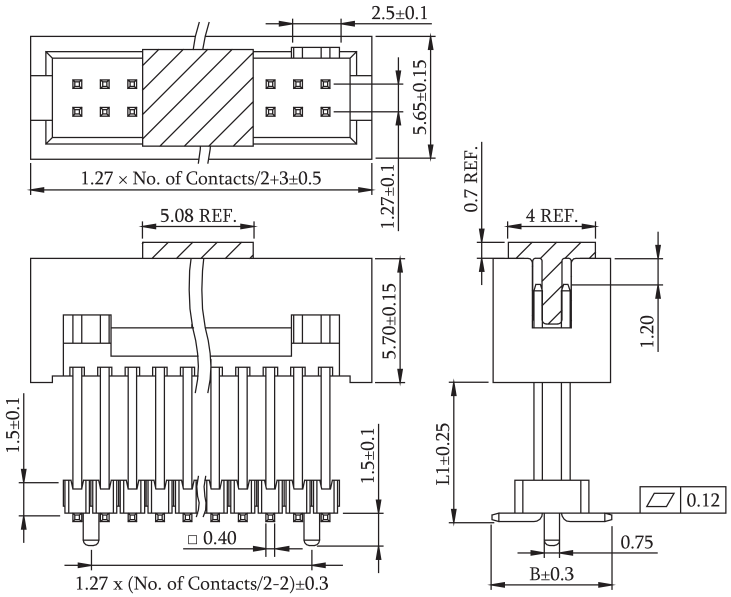

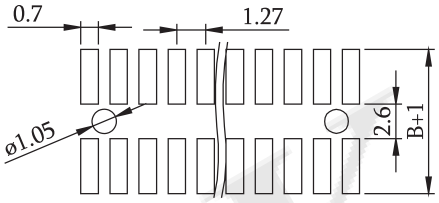

Recommended PCB Layout
(PCB TOLERANCE ±0.05)

Box Header 1.27×1.27mm SQ Pin=0.4mm H=5.7mm Elevated Straight Type

Specifications
Current Rating: 1 AMP
Insulation Resistance: 1000MΩ Min.
Contact Resistance: 20mΩ Max.
Dielectric Voltage: 500V AC for one minute

Material
Insulator: Hi-Temp. Thermoplastic, UL 94V-0
Terminal: Copper Alloy
Standard Plating: Gold Flash



P/N.:5BH3ESB57-XXU

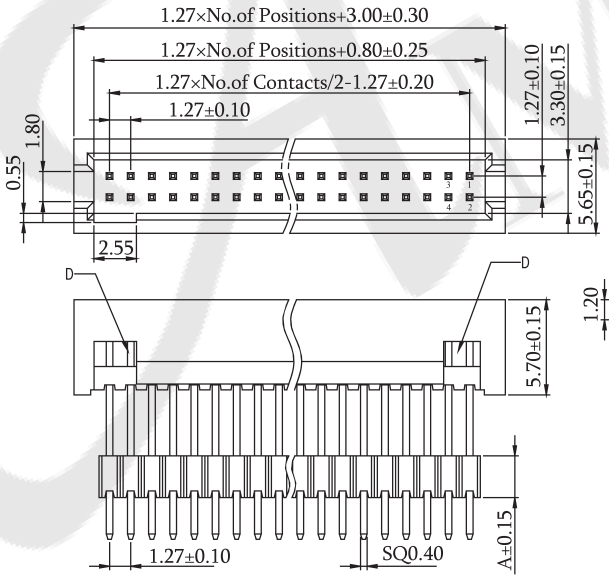

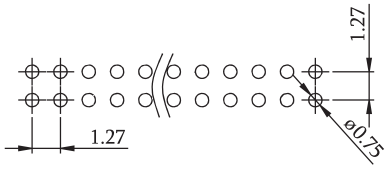

Recommended PCB Layout
(PCB TOLERANCE ±0.05)

ORDER INFORMATION

5	B	H	3	X	X	B	5	7	-	X	X	X	X	X	X	U	L1/B

- 3: Pitch 1.27×1.27
- EM: Elevated SMT; ES: Elevated DIP
- Plastic Height: 57: H=5.7mm
- No. of Contacts: (10~A1) (A1=100)
- G0: Gold Flash; GA: Au 5u"; GB: Au 10u"; GC: Au 20u"; GD: Au 30u"; T0: Tin Plated
- S0: Selective Au; SA: Selective Au 5u"; SB: Selective Au 10u"; SC: Selective Au 20u"; SD: Selective Au 30u"; TE: Tin 200u"
- 5: W/O Peg W/O Ejector; 6: With Peg W/O Ejector For SMT Only
- T: Tube W/O Cap; C: Tube With Cap; H: T/R W/O Cap; R: T/R With Cap; A: Tray W/O Cap; P: Tray With Cap
- U: RoHS + Hi-Temp
- Ex: 039028; L1: 3.9(039); B: 2.8(028)

◎:Standard Recommended
Tube package is not available for pin counts under 1*5 & 2*5.
Option in the catalog are for reference only. Please contact Amtek for more details.

Old P/N:BH3EM/S

RoHS

Box Header 1.27×1.27mm SQ Pin=0.4mm SMT Type

Specifications
Current Rating: 1 AMP
Insulation Resistance: 1000MΩ Min.
Contact Resistance: 20mΩ Max.
Dielectric Voltage: 500V AC for one minute

Material
Insulator: Hi-Temp.Thermoplastic, UL 94V-0
Terminal: Copper Alloy
Standard Plating: Gold Flash



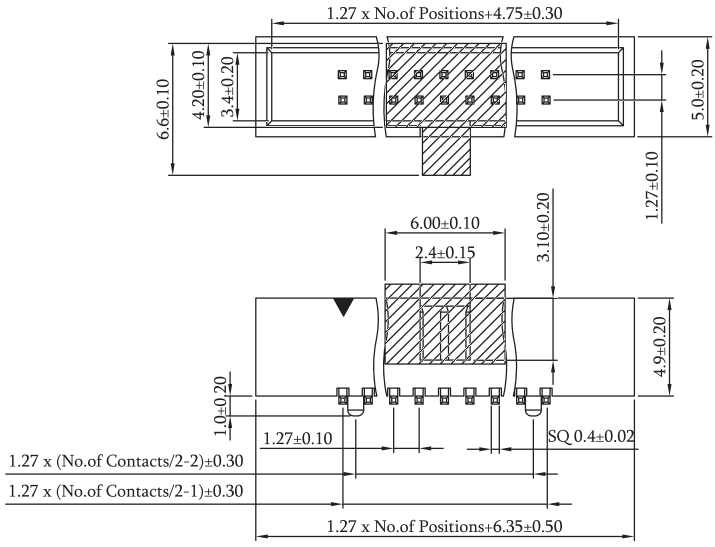

P/N.:5BH3MSB49-XXU

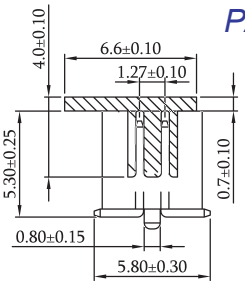

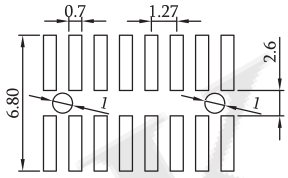

Recommended PCB Layout
(PCB TOLERANCE ±0.05)

Box Header 1.27×1.27mm SQ Pin=0.4mm SMT Type

Specifications
Current Rating: 1 AMP
Insulation Resistance: 1000MΩ Min.
Contact Resistance: 20mΩ Max.
Dielectric Voltage: 500V AC for one minute

Material
Insulator: Hi-Temp.Thermoplastic, UL 94V-0
Terminal: Copper Alloy
Standard Plating: Gold Flash



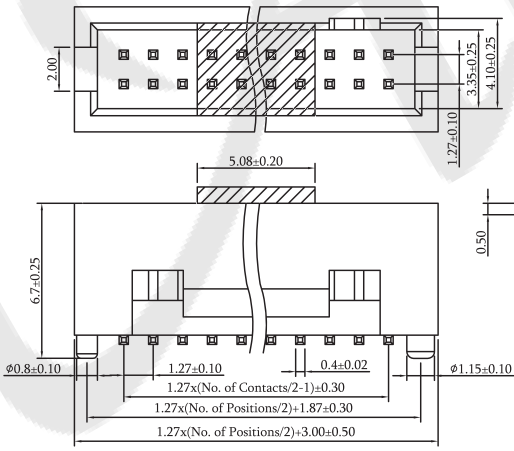

P/N.:5BH3MSE57-XXU

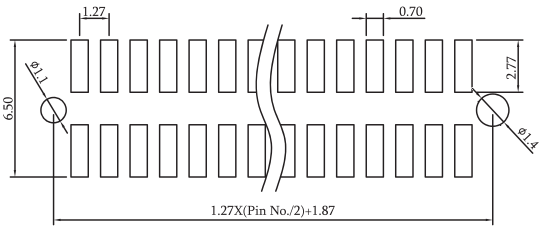

Recommended PCB Layout
(PCB TOLERANCE ±0.05)

ORDER INFORMATION

5	B	H	3	M	S	X	X	X	-	X	X	X	X	X	X	U

- 3:Pitch 1.27×1.27
- MS:SMT Straight
- Plastic Height: 49:H=4.9mm; 57:H=5.7mm
- No.of Contacts: Per Row (06~A1;A1=100) H:4.9mm; Per Row (10~A1;A1=100) H:5.7mm
- G0:Gold Flash; GA:Au 5u"; GB:Au 10u"; GC:Au 20u"; GD:Au 30u"; T0:Tin Plated
- S0:Selective Au; SA:Selective Au 5u"; SB:Selective Au 10u"; SC:Selective Au 20u"; SD:Selective Au 30u"; TE:Tin 200u"
- 5:W/O Peg;W/O Ejector; 6:With Peg;W/O Ejector
- T:Tube W/O Cap; C:Tube With Cap; H:T/R W/O Cap; R:T/R With Cap; A:Tray W/O Cap; P:Tray With Cap
- U:RoHS + Hi-Temp

◎:Standard Recommended
Tube package is not available for pin counts under 1*5 & 2*5.
Option in the catalog are for reference only. Please contact Amtek for more details.

Old P/N:BH3M

Box Header 1.27×1.27mm SQ Pin=0.4mm SMT Type

Specifications
Current Rating: 1 AMP
Insulation Resistance: 1000MΩ Min.
Contact Resistance: 20mΩ Max.
Dielectric Voltage: 500V AC for one minute

Material
Insulator: Hi-Temp.Thermoplastic, UL 94V-0
Terminal: Copper Alloy
Standard Plating: Gold Flash



P/N.:5BH3MSA73-XXU

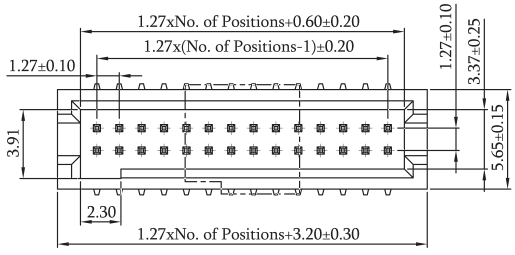

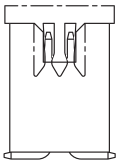

W/O Peg

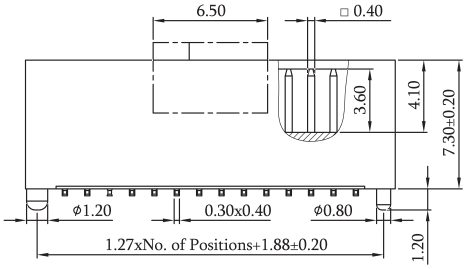

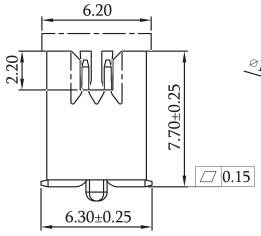

With Peg

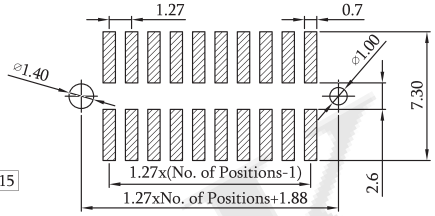

Recommended PCB Layout
(PCB TOLERANCE ±0.05)

Box Header 1.27×1.27mm SQ Pin=0.4mm Straight Type

Specifications
Current Rating: 1 AMP
Insulation Resistance: 1000MΩ Min.
Contact Resistance: 20mΩ Max.
Dielectric Voltage: 500V AC for one minute

Material
Insulator: Hi-Temp.Thermoplastic, UL 94V-0
Terminal: Copper Alloy
Standard Plating: Gold Flash



P/N.:5BH3SDC57-XXU

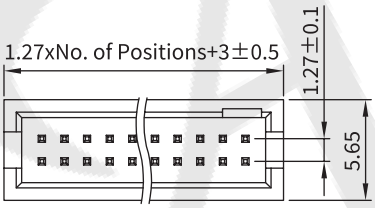

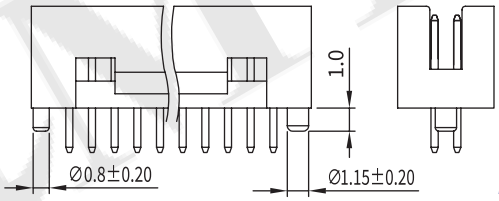

With Peg

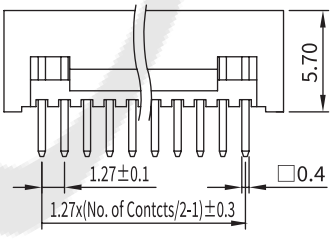

W/O Peg

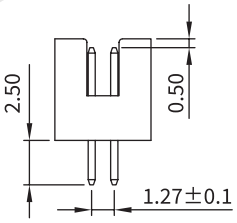

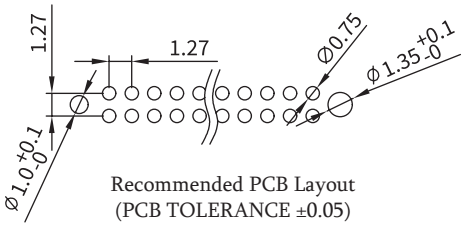

Recommended PCB Layout
(PCB TOLERANCE ±0.05)

ORDER INFORMATION

5	B	H	3	X	X	X	X	X	-	X	X	X	X	X	X	U

- 3: Pitch 1.27×1.27
- MS:SMT Straight; SD:Straight DIP
- Plastic Height: 73:H=7.3mm; 57:H=5.7mm
- No.of Contacts: Per Row (06,10,14,16,20,24,26,30,32,34,40) H:7.3mm; Per Row (10,16,20,26,28,34,44,50,60,80,90,A1=100) H:5.7mm
- G0:Gold Flash; GA:Au 5u"; GB:Au 10u"; GC:Au 20u"; GD:Au 30u"; T0:Tin Plated
- S0:Selective Au; SA:Selective Au 5u"; SB:Selective Au 10u"; SC:Selective Au 20u"; SD:Selective Au 30u"; TE:Tin 200u"
- 5:W/O Peg;W/O Ejector; 6:With Peg;W/O Ejector
- T:Tube W/O Cap; C:Tube With Cap; H:T/R W/O Cap; R:T/R With Cap; A:Tray W/O Cap
- U:RoHS + Hi-Temp

◎:Standard Recommended
Tube package is not available for pin counts under 1*5 & 2*5.
Option in the catalog are for reference only. Please contact Amtek for details.

Old P/N:BH3M
BH3S

Box Header 1.27×2.54mm SQ Pin=0.46mm H=5.7mm SMT / Right Angle / Straight Type

Specifications
Current Rating: 1 AMP
Insulation Resistance: 1000MΩ Min.
Contact Resistance: 20mΩ Max.
Dielectric Voltage: 500V AC for one minute

Material
Insulator: Hi-Temp.Thermoplastic, UL 94V-0
Terminal: Copper Alloy
Standard Plating: Gold Flash

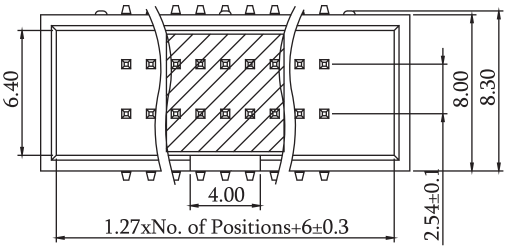



P/N.:5BH4MSB57-XXU

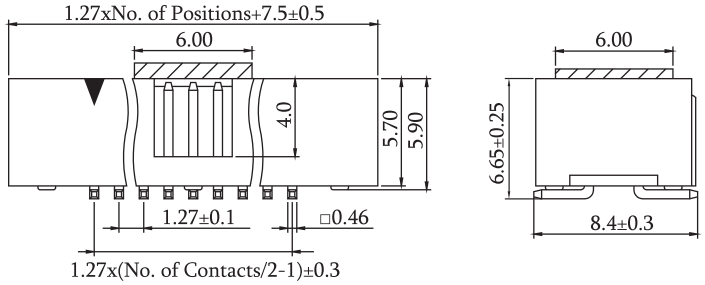

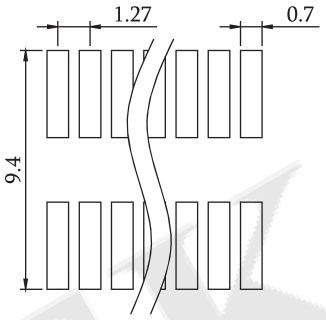

Recommended PCB Layout
(PCB TOLERANCE ±0.05)

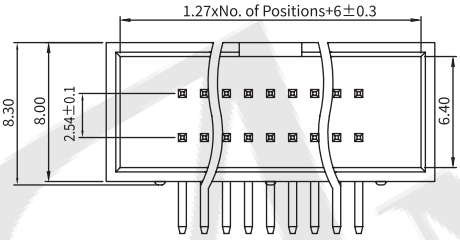

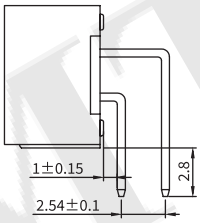



P/N.:5BH4RDB57-XXU

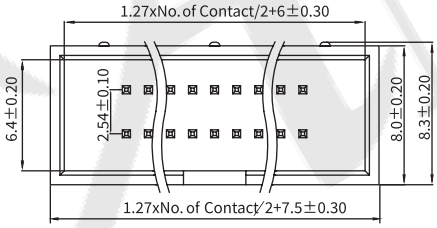



P/N.:5BH4SDA57-XXU

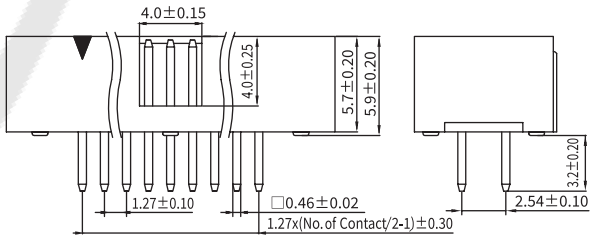

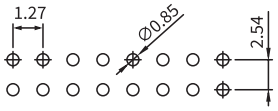

Recommended PCB Layout
(PCB TOLERANCE ±0.05)

ORDER INFORMATION

5	B	H	4	X	X	X	5	7	-	X	X	X	X	5	X	U

- 4: Pitch 1.27×2.54
- MS:SMT Straight / SD:DIP Straight / RD:DIP R/A
- Plastic Height: 57:H=5.7mm
- No. of Contacts (06~A1) (A1=100)
- 5: W/O Peg W/O Ejector
- U: RoHS + Hi-Temp

G0:Gold Flash	S0:Selective Au
GA:Au 5u"	SA:Selective Au 5u"
GB:Au 10u"	SB:Selective Au 10u"
GC:Au 20u"	SC:Selective Au 20u"
GD:Au 30u"	SD:Selective Au 30u"
T0:Tin Plated	TE:Tin 200u"

T:Tube W/O Cap
C:Tube With Cap
H:T/R W/O Cap
R:T/R With Cap
A:Tray W/O Cap

◎:Standard Recommended
Tube package is not available for pin counts under 1*5 & 2*5.
Option in the catalog are for reference only. Please contact Amtek for more details.

Old P/N:BH4M/R/S

Ejector Header 1.27×1.27mm SQ Pin=0.4mm SMT / Right Angle / Straight Type

Specifications
Current Rating: 1 AMP
Insulation Resistance: 1000MΩ Min.
Contact Resistance: 20mΩ Max.
Dielectric Voltage: 500V AC for one minute

Material
Insulator: Hi-Temp.Thermoplastic, UL 94V-0
Terminal: Copper Alloy
Standard Plating: Gold Flash



P/N.:5EH3MSDNN-XXU

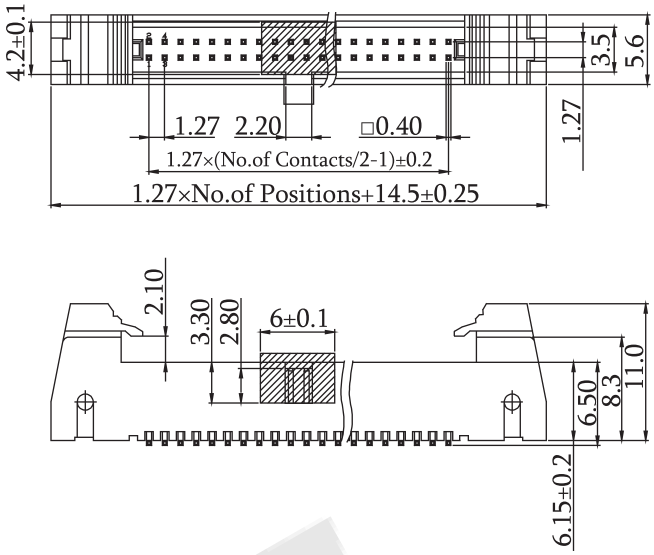



Recommended PCB Layout
(PCB TOLERANCE ±0.05)



P/N.:5EH3RDBNN-XXU

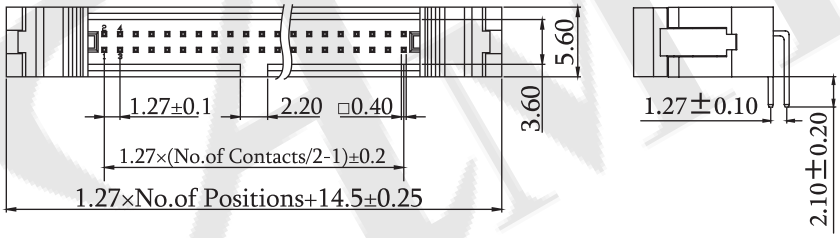



P/N.:5EH3SDDNN-XXU

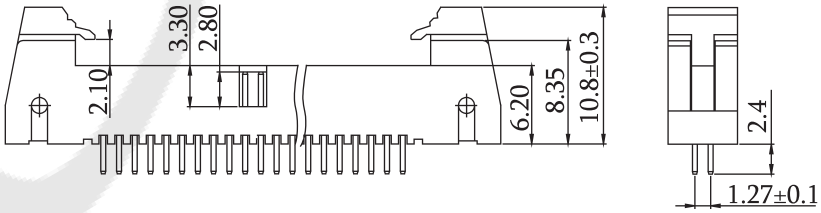

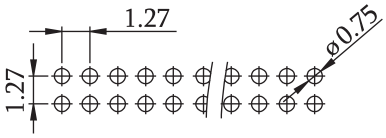

Recommended PCB Layout
(PCB TOLERANCE ±0.05)

ORDER INFORMATION

5	E	H	3	X	X	X	N	N	-	X	X	X	X	3	X	U	-	0	0

- 3: Pitch 1.27×1.27
- MS:SMT Straight / RD:R/A DIP / SD:Straight DIP
- No. of Contacts (10~68)
- G0:Gold Flash / GA:Au 5u" / GB:Au 10u" / GC:Au 20u" / GD:Au 30u" / T0:Tin Plated
- S0:Selective Au / SA:Selective Au 5u" / SB:Selective Au 10u" / SC:Selective Au 20u" / SD:Selective Au 30u" / TE:Tin 200u"
- 3:W/O Peg Short Ejector
- T:Tube W/O Cap / A:Tray W/O Cap / H:T/R W/O Cap / R:T/R With Cap
- U:RoHS + Hi-Temp

◎:Standard Recommended
Tube package is not available for pin counts under 1*5 & 2*5.
Option in the catalog are for reference only. Please contact Amtek for more details.

Old P/N:EDH3M/R/S

RoHS

Ejector Header 1.27×2.54mm SQ Pin=0.46mm Straight A / B Type

Specifications
Current Rating: 1 AMP
Insulation Resistance: 1000MΩ Min.
Contact Resistance: 20mΩ Max.
Dielectric Voltage: 500V AC for one minute

Material
Insulator: Hi-Temp.Thermoplastic, UL 94V-0
Terminal: Copper Alloy
Standard Plating: Gold Flash



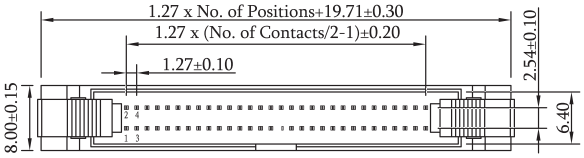

P/N.:5EH4SDBNN-XXU

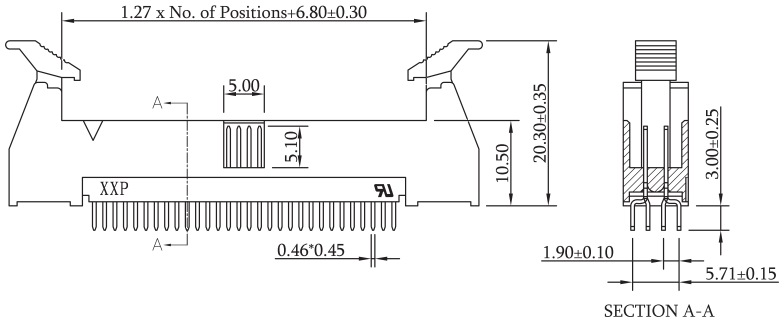

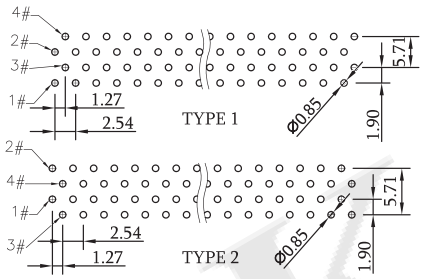

Recommended PCB Layout
(PCB TOLERANCE ±0.05)

Ejector Header 1.27×2.54mm SQ Pin=0.46mm Right Angle B Type

Specifications
Current Rating: 1 AMP
Insulation Resistance: 1000MΩ Min.
Contact Resistance: 20mΩ Max.
Dielectric Voltage: 500V AC for one minute

Material
Insulator: Hi-Temp.Thermoplastic, UL 94V-0
Terminal: Copper Alloy
Standard Plating: Gold Flash



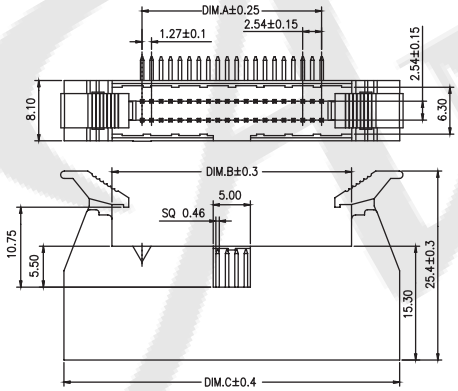

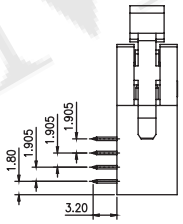

P/N.:5EH4RDBE3-XXU

No. of Contacts	Dimensions A	B	C	No. of Contacts	Dimensions A	B	C
10	5.08	13.15	26.06	50	30.48	38.55	51.46
20	11.43	19.50	32.41	60	36.83	44.90	57.81
26	15.24	23.31	36.22	68	41.91	49.98	62.89
30	17.78	25.85	38.76	80	49.53	57.60	70.51
34	20.32	28.39	41.30	100(A1)	62.23	70.30	83.21
40	24.13	32.20	45.11	---	---	---	---

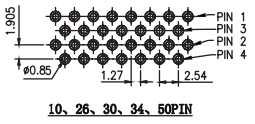

10、26、30、34、50PIN

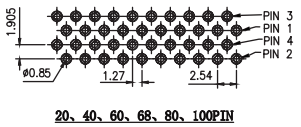

20、40、60、68、80、100PIN

Recommended PCB Layout
(PCB TOLERANCE ±0.05)

ORDER INFORMATION

5	E	H	4	X	X	X	X	X	-	X	X	X	X	3	T	U	-	X	X

- 4: 4:Pitch 1.27×2.54
- XXX: RD:R/A DIP; SD:Straight DIP
- XXX-: Plastic Height NN:H=10.5, E3:H=15.3, For 5EH4SD/RDX
- XX: No. of Contacts (10~100)
- XX: G0:Gold Flash, GA:Au 5u", GB:Au 10u", GC:Au 20u", GD:Au 30u", T0:Tin Plated; S0:Selective Au, SA:Selective Au 5u", SB:Selective Au 10u", SC:Selective Au 20u", SD:Selective Au 30u", TE:Tin 200u"
- 3: 3:W/O Peg Short Ejector
- T: T:Tube W/O Cap
- U-: U:RoHS + Hi-Temp
- XX: 01:Type 1, 02:Type 2

◎:Standard Recommended
Tube package is not available for pin counts under 1*5 & 2*5.
Option in the catalog are for reference only. Please contact Amtek for more details.

Old P/N:EDH4S/BS
EDH4BR

Female Header 1.27mm 1 Row H=2.0mm Bottom Entry SMT Type

Specifications
Current Rating: 1 AMP
Insulation Resistance: 1000MΩ Min.
Contact Resistance: 20mΩ Max.
Dielectric Voltage: 500V AC for one minute

Material
Insulator: Hi-Temp.Thermoplastic, UL 94V-0
Terminal: Copper Alloy
Standard Plating: Gold Flash



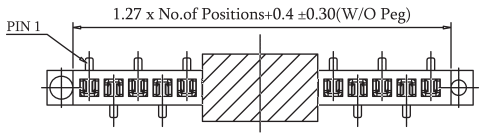

A TYPE

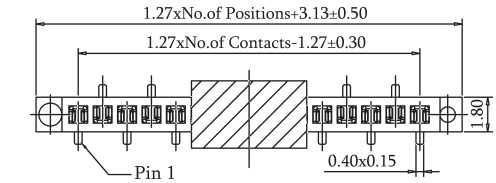

B TYPE

P/N.:5PS3BMA20-1XXU

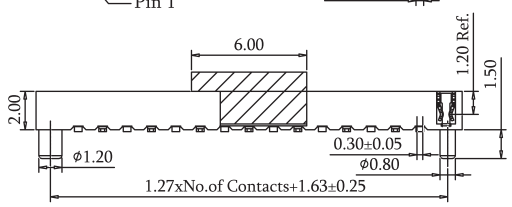

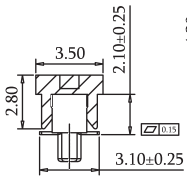

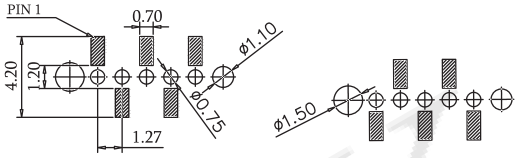

A TYPE B TYPE

Recommended PCB Layout
(PCB TOLERANCE ±0.05)

Female Header 1.27mm 2 Row H=2.0mm Bottom Entry SMT Type



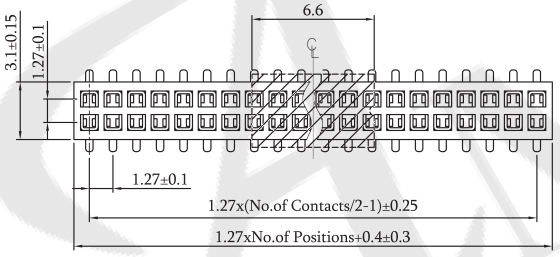

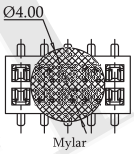

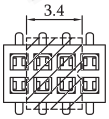

Special Cap for 2x2P, 2x3P, 2x4P

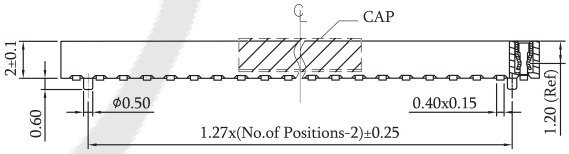

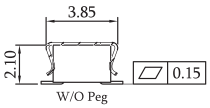

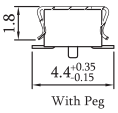

With Peg

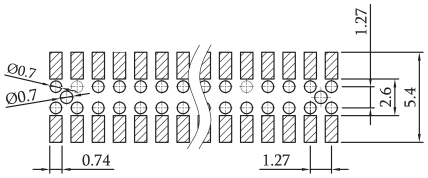

Recommended PCB Layout
(PCB TOLERANCE ±0.05)

P/N.:5PS3BMA20-2XXU

ORDER INFORMATION

5	P	S	3	B	M	A	2	0	-	X	X	X	X	X	N	X	X	X	U

- 3:Pitch 1.27×1.27
- BM:Bottom Entry
- Plastic Height 20:H=2.0mm
- 1:Single Row 2:Dual Row
- No. of Contacts Per Row (02~40)
- N:W/O Bump
- N:W/O Peg; E:With outer Peg For Single Row Only; P:With Peg For Dual Row Only
- T:Tube W/O Cap; C:Tube With Cap; H:T/R W/O Cap; R:T/R With Cap; M:T/R With Mylar
- A:A Type; B:B Type For Single Row Only; N:Non Type For Dual Row Only
- U:RoHS + Hi-Temp

G0:Gold Flash	S0:Selective Au
GA:Au 5u"	SA:Selective Au 5u"
GB:Au 10u"	SB:Selective Au 10u"
GC:Au 20u"	SC:Selective Au 20u"
GD:Au 30u"	SD:Selective Au 30u"
T0:Tin Plated	TE:Tin 200u"

◎:Standard Recommended
Tube package is not available for pin counts under 1*5 & 2*5.
Option in the catalog are for reference only. Please contact Amtek for more details.

Old P/N:PS3BM20-1/2

Female Header 1.27mm 1 Row H=2.1mm SMT Type

Specifications
Current Rating: 1 AMP
Insulation Resistance: 1000MΩ Min.
Contact Resistance: 20mΩ Max.
Dielectric Voltage: 500V AC for one minute

Material
Insulator: Hi-Temp.Thermoplastic, UL 94V-0
Terminal: Copper Alloy
Standard Plating: Gold Flash



P/N.:5PS3MSB21-1XXU

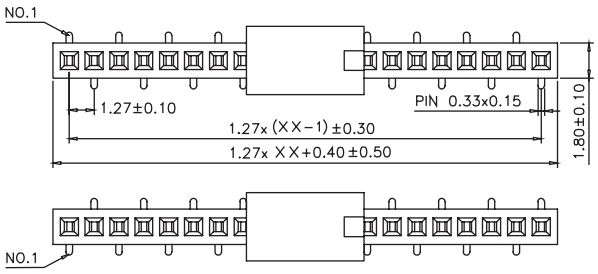

A TYPE

B TYPE

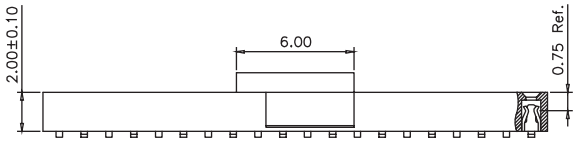

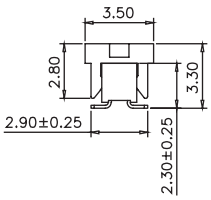

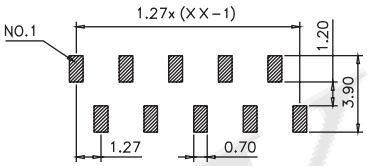

Recommended PCB Layout
(PCB TOLERANCE ±0.05)

Female Header 1.27mm 2 Row H=2.1mm SMT Type

Specifications
Current Rating: 1 AMP
Insulation Resistance: 1000MΩ Min.
Contact Resistance: 20mΩ Max.
Dielectric Voltage: 500V AC for one minute

Material
Insulator: Hi-Temp. Thermoplastic, UL 94V-0
Terminal: Copper Alloy
Standard Plating: Gold Flash



P/N.:5PS3MSB21-2XXU

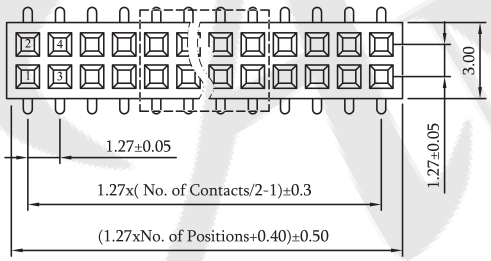

No of positions	Dim. L
2×2-2×3P	2.5
2×4-2×40P	5.1

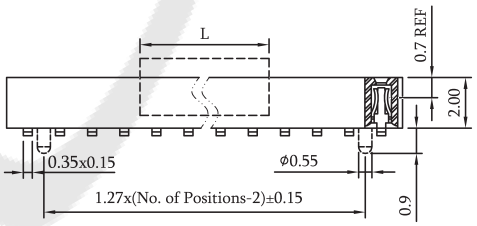

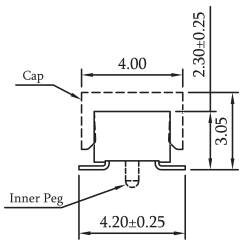

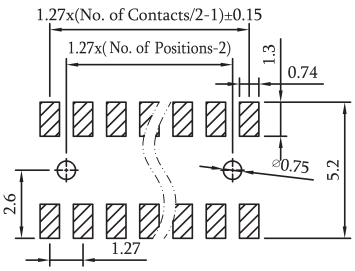

Recommended PCB Layout
(PCB TOLERANCE ±0.05)

ORDER INFORMATION

5	P	S	3	M	S	X	2	1	-	X	X	X	X	X	N	X	X	X	X

- 3: 3:Pitch 1.27×1.27
- MS: MS:SMT Straight
- 21: Plastic Height 21:H=2.1mm
- X: 1:Single Row 2:Dual Row
- XX: No. of Contacts Per Row (02~50),For Single Row Per Row (04~50),For Dual Row
- XX: G0:Gold Flash, GA:Au 5u", GB:Au 10u", GC:Au 20u", GD:Au 30u", T0:Tin Plated | S0:Selective Au, SA:Selective Au 5u", SB:Selective Au 10u", SC:Selective Au 20u", SD:Selective Au 30u", TE:Tin 200u"
- N: N:W/O Bump
- X: N:W/O Peg, E:With outer Peg For Single Row Only, P:With Peg For Dual Row Only
- X: A:A Type, B:B Type For Single Row Only, N:Non Type For Dual Row Only
- X: T:Tube W/O Cap, C:Tube With Cap, H:T/R W/O Cap, R:T/R With Cap, X:Box, B:Bag
- U: U:RoHS + Hi-Temp

◎:Standard Recommended
Tube package is not available for pin counts under 1*5 & 2*5.
Option in the catalog are for reference only. Please contact Amtek for more details.

Old P/N:PS3M21-1/2

Female Header 1.27mm 1 Row H=2.1mm Straight Type

Specifications
Current Rating: 1 AMP
Insulation Resistance: 1000MΩ Min.
Contact Resistance: 20mΩ Max.
Dielectric Voltage: 500V AC for one minute

Material
Insulator: Hi-Temp.Thermoplastic, UL 94V-0
Terminal: Copper Alloy
Standard Plating: Gold Flash



P/N.:5PS3SDB21-1XX

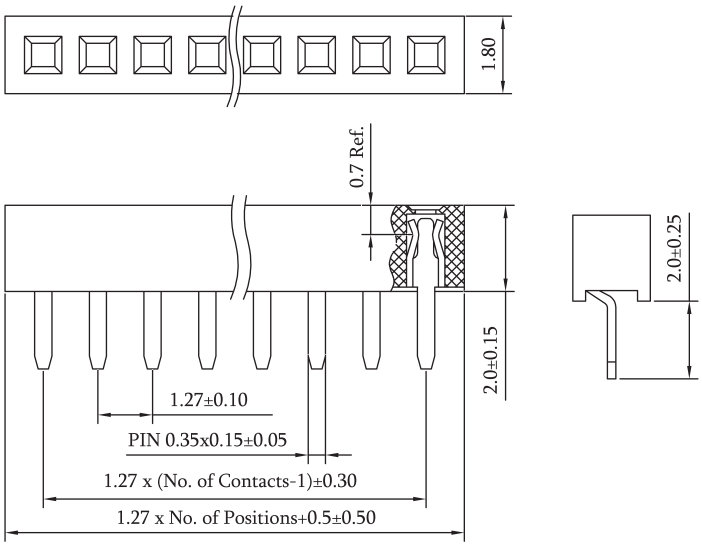



Recommended PCB Layout
(PCB TOLERANCE ±0.05)

Female Header 1.27mm 2 Row H=2.1mm Straight Type

Specifications
Current Rating: 1 AMP
Insulation Resistance: 1000MΩ Min.
Contact Resistance: 20mΩ Max.
Dielectric Voltage: 500V AC for one minute

Material
Insulator: Hi-Temp.Thermoplastic, UL 94V-0
Terminal: Copper Alloy
Standard Plating: Gold Flash



P/N.:5PS3SDC21-2XX

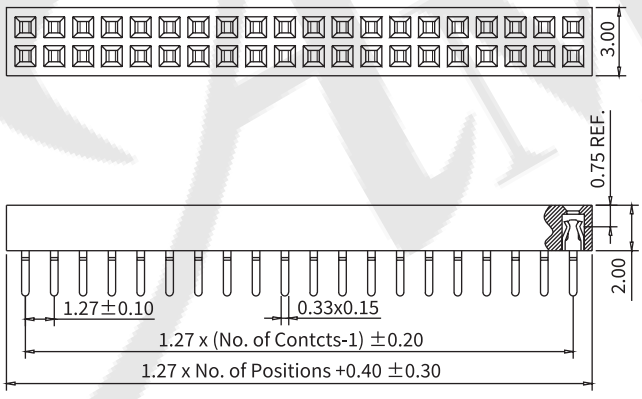

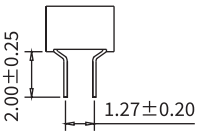



Recommended PCB Layout
(PCB TOLERANCE ±0.05)

ORDER INFORMATION

5	P	S	3	S	D	X	2	1	-	X	X	X	X	X	N	N	N	X	U

- 3: Pitch 1.27×1.27
- SD: Straight DIP
- Plastic Height 21: H=2.1mm
- 1: Single Row, 2: Dual Row
- No. of Contacts Per Row (03~50)

G0:Gold Flash	S0:Selective Au
GA:Au 5u"	SA:Selective Au 5u"
GB:Au 10u"	SB:Selective Au 10u"
GC:Au 20u"	SC:Selective Au 20u"
GD:Au 30u"	SD:Selective Au 30u"
T0:Tin Plated	TE:Tin 200u"

- N: W/O Bump
- N: W/O Peg
- N: Non Type
- T: Tube W/O Cap, H: T/R W/O Cap
- U: RoHS + Hi-Temp

◎:Standard Recommended
Tube package is not available for pin counts under 1*5 & 2*5.
Option in the catalog are for reference only. Please contact Amtek for more details.

Old P/N:PS3S21-1/2

RoHS

Female Header 1.27mm 1 Row H=3.4mm SMT Type

Specifications
Current Rating: 1 AMP
Insulation Resistance: 1000MΩ Min.
Contact Resistance: 20mΩ Max.
Dielectric Voltage: 500V AC for one minute

Material
Insulator: Hi-Temp.Thermoplastic, UL 94V-0
Terminal: Copper Alloy
Standard Plating: Gold Flash



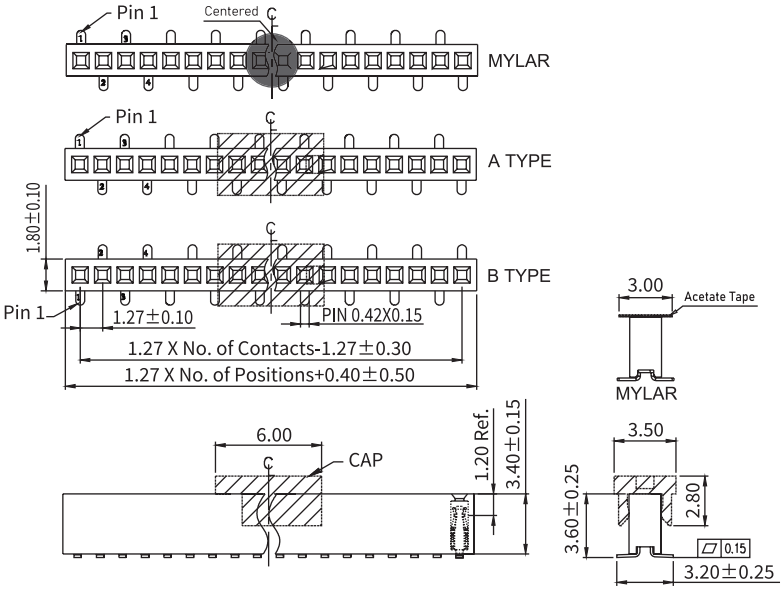

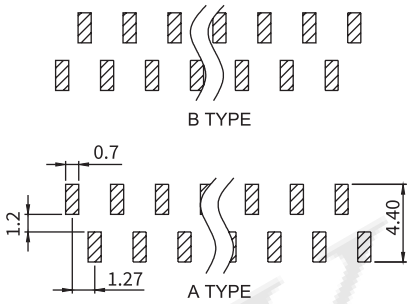

Recommended PCB Layout
(PCB TOLERANCE ±0.05)

P/N.:5PS3MSA34-1XXU

Female Header 1.27mm 2 Row H=3.4mm SMT Type

Specifications
Current Rating: 1 AMP
Insulation Resistance: 1000MΩ Min.
Contact Resistance: 20mΩ Max.
Dielectric Voltage: 500V AC for one minute

Material
Insulator: Hi-Temp.Thermoplastic, UL 94V-0
Terminal: Copper Alloy
Standard Plating: Gold Flash

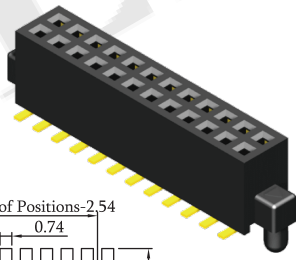

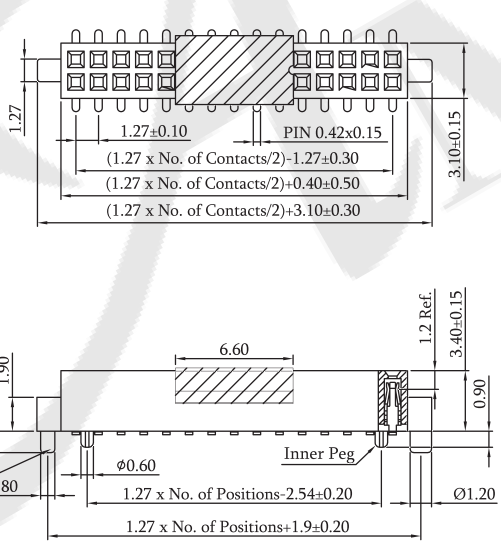

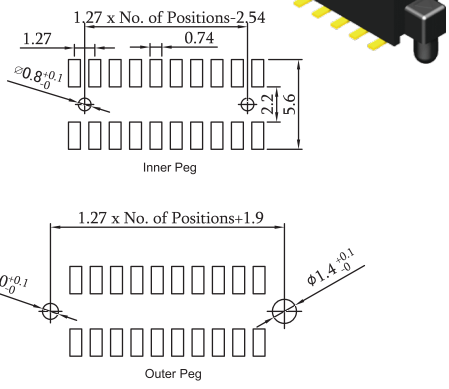

Recommended PCB Layout
(PCB TOLERANCE ±0.05)

P/N.:5PS3MSA34-2XXU

ORDER INFORMATION

5	P	S	3	M	S	A	3	4	-	X	X	X	X	X	N	X	X	X	X	U

- 3:Pitch 1.27×1.27
- MS:SMT Straight
- Plastic Height 34:H=3.4mm
- 1:Single Row 2:Dual Row
- No. of Contacts Per Row (04~40),For Single Row Per Row (02~50),For Dual Row
- G0:Gold Flash | S0:Selective Au
  GA:Au 5u" | SA:Selective Au 5u"
  GB:Au 10u" | SB:Selective Au 10u"
  GC:Au 20u" | SC:Selective Au 20u"
  GD:Au 30u" | SD:Selective Au 30u"
  T0:Tin Plated | TE:Tin 200u"
- N:W/O Bump
- N:W/O Peg E:Outer Peg P:Inner Peg
- A:A Type B:B Type For Single Row Only N:Non Type For Dual Row Only
- T:Tube W/O Cap C:Tube With Cap H:T/R W/O Cap R:T/R With Cap M:T/R With Mylar X:Box | B:Bag
- U:RoHS + Hi-Temp

◎:Standard Recommended
Tube package is not available for pin counts under 1*5 & 2*5.
Option in the catalog are for reference only. Please contact Amtek for more details.

Old P/N:PS3M34-1/2

Female Header 1.27mm 1 Row H=4.4mm SMT Type

Specifications
Current Rating: 1 AMP
Insulation Resistance: 1000MΩ Min.
Contact Resistance: 20mΩ Max.
Dielectric Voltage: 500V AC for one minute

Material
Insulator: Hi-Temp.Thermoplastic, UL 94V-0
Terminal: Copper Alloy
Standard Plating: Gold Flash



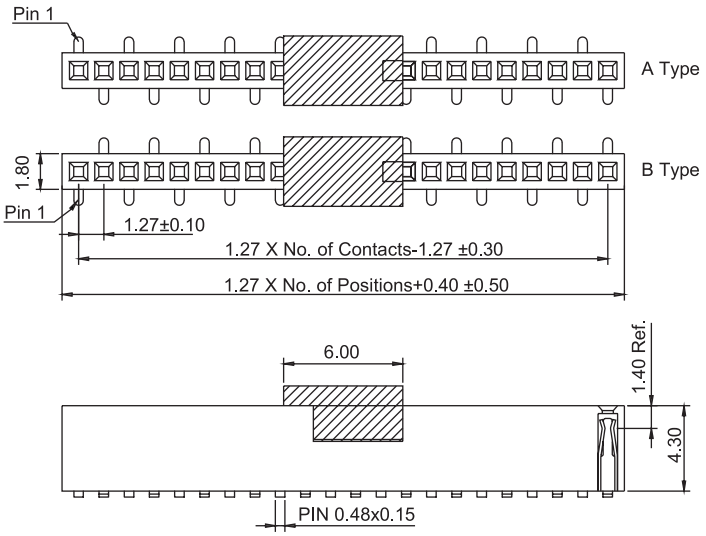

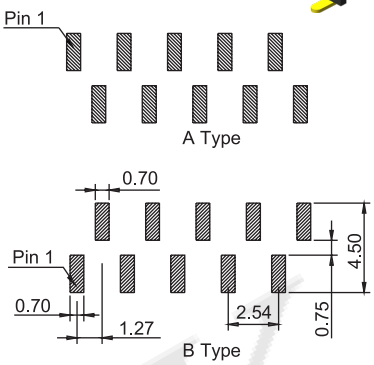

Recommended PCB Layout
(PCB TOLERANCE ±0.05)

P/N.:5PS3MSC44-1XXU

Female Header 1.27mm 2 Row H=4.4mm SMT Type

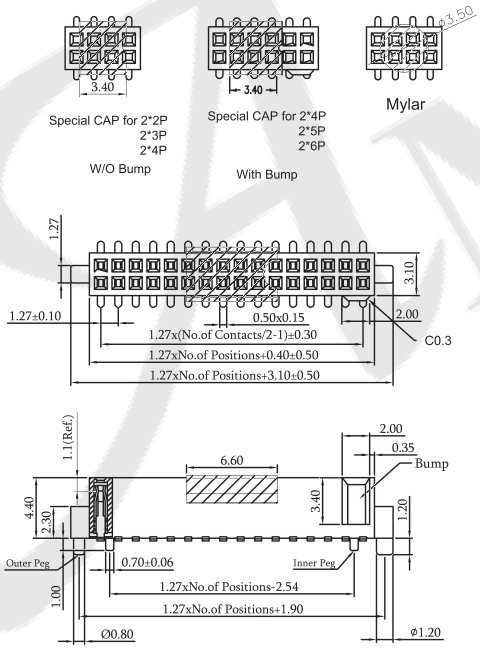



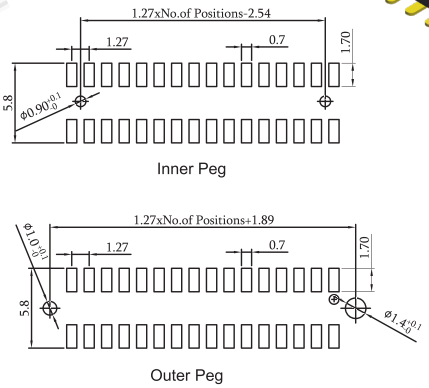

Recommended PCB Layout
(PCB TOLERANCE ±0.05)

P/N.:5PS3MSA44-2XXU

ORDER INFORMATION

5	P	S	3	M	S	A	4	4	-	X	X	X	X	X	N	X	X	X	U

- 3:Pitch 1.27×1.27
- MS:SMT Straight
- Plastic Height 44:H=4.4mm
- 1:Single Row 2:Dual Row
- No. of Contacts Per Row (02~50),For Single Row Per Row (03~50),For Dual Row
- G0:Gold Flash; GA:Au 5u"; GB:Au 10u"; GC:Au 20u"; GD:Au 30u"; T0:Tin Plated
- S0:Selective Au; SA:Selective Au 5u"; SB:Selective Au 10u"; SC:Selective Au 20u"; SD:Selective Au 30u"; TE:Tin 200u"
- N:W/O Bump
- N:W/O Peg; E:With Outer Peg; P:With Peg For Dual Row Only
- A:A Type; B:B Type For Single Row Only; N:Non Type For Dual Row Only
- T:Tube W/O Cap; C:Tube With Cap; H:T/R W/O Cap; R:T/R With Cap; M:T/R With Mylar
- U:RoHS + Hi-Temp

◎:Standard Recommended
Tube package is not available for pin counts under 1*5 & 2*5.
Option in the catalog are for reference only. Please contact Amtek for more details.

Old P/N:PS3M44-1/2

RoHS

Female Header 1.27mm 1 Row H=3.4mm Straight Type

Specifications
Current Rating: 1 AMP
Insulation Resistance: 1000MΩ Min.
Contact Resistance: 20mΩ Max.
Dielectric Voltage: 500V AC for one minute

Material
Insulator: Hi-Temp.Thermoplastic, UL 94V-0
Terminal: Copper Alloy
Standard Plating: Gold Flash



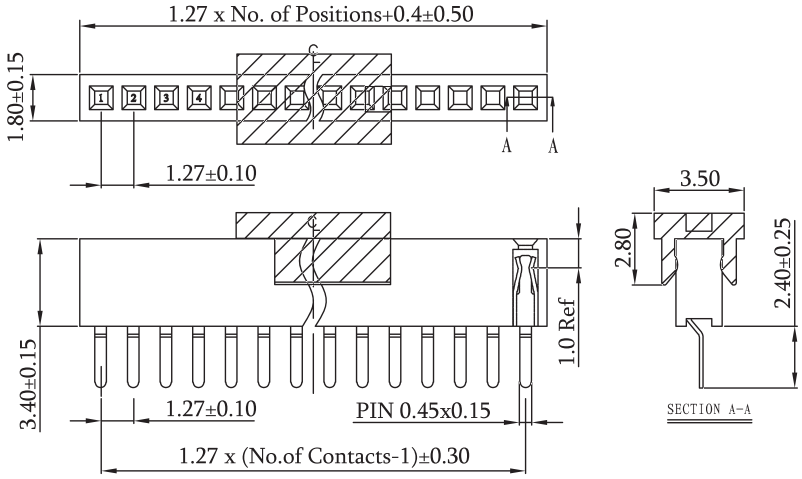

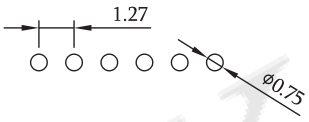

Recommended PCB Layout
(PCB TOLERANCE ±0.05)

P/N.:5PS3SDA34-1XXU

Female Header 1.27mm 2 Row H=3.4mm Straight Type

Specifications
Current Rating: 1 AMP
Insulation Resistance: 1000MΩ Min.
Contact Resistance: 20mΩ Max.
Dielectric Voltage: 500V AC for one minute

Material
Insulator: Hi-Temp.Thermoplastic, UL 94V-0
Terminal: Copper Alloy
Standard Plating: Gold Flash



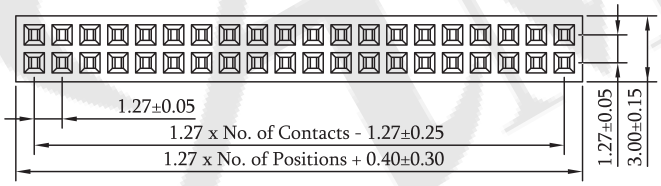

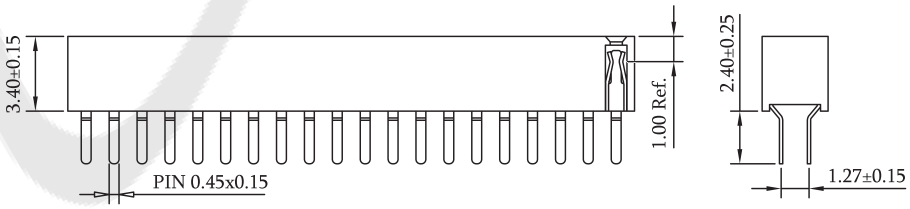

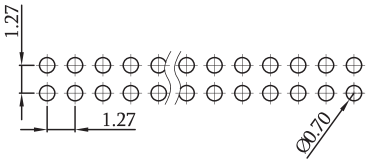

Recommended PCB Layout
(PCB TOLERANCE ±0.05)

P/N.:5PS3SDA34-2XXU

ORDER INFORMATION

5	P	S	3	S	D	A	3	4	-	X	X	X	X	X	N	N	N	X	U

- 3: 3:Pitch 1.27×1.27
- SDA: SD:Straight DIP
- 34: Plastic Height 34:H=3.4mm
- X: 1:Single Row 2:Dual Row
- XX: No. of Contacts Per Row (02~30),For Single Row Per Row (02~50),For Dual Row
- XX:

G0:Gold Flash	S0:Selective Au
GA:Au 5u"	SA:Selective Au 5u"
GB:Au 10u"	SB:Selective Au 10u"
GC:Au 20u"	SC:Selective Au 20u"
GD:Au 30u"	SD:Selective Au 30u"
T0:Tin Plated	TE:Tin 200u"

- N: N:W/O Bump
- N: N:W/O Peg
- N: N:Non Type
- X: T:Tube W/O Cap C:Tube With Cap H:T/R W/O Cap R:T/R With Cap
- U: U:RoHS + Hi-Temp

◎:Standard Recommended
Tube package is not available for pin counts under 1*5 & 2*5.
Option in the catalog are for reference only. Please contact Amtek for more details.

Old P/N:PS3S34-1/2

Female Header 1.27mm 1 Row H=4.4mm Straight Type

Specifications
Current Rating: 1 AMP
Insulation Resistance: 1000MΩ Min.
Contact Resistance: 20mΩ Max.
Dielectric Voltage: 500V AC for one minute

Material
Insulator: Hi-Temp.Thermoplastic, UL 94V-0
Terminal: Copper Alloy
Standard Plating: Gold Flash



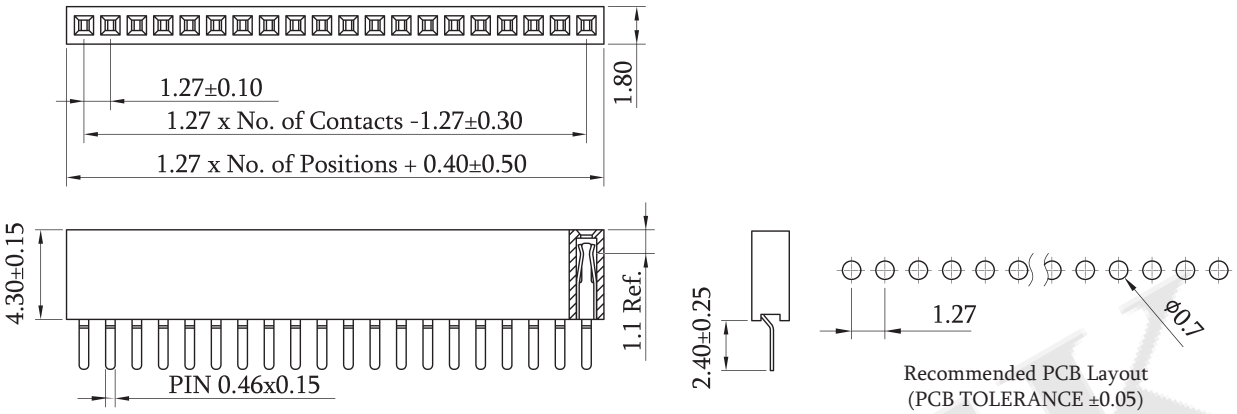

Recommended PCB Layout
(PCB TOLERANCE ±0.05)

P/N.:5PS3SDA44-1XXU

Female Header 1.27mm 2 Row H=4.4mm Straight Type

Specifications
Current Rating: 1 AMP
Insulation Resistance: 1000MΩ Min.
Contact Resistance: 20mΩ Max.
Dielectric Voltage: 500V AC for one minute

Material
Insulator: Hi-Temp.Thermoplastic, UL 94V-0
Terminal: Copper Alloy
Standard Plating: Gold Flash



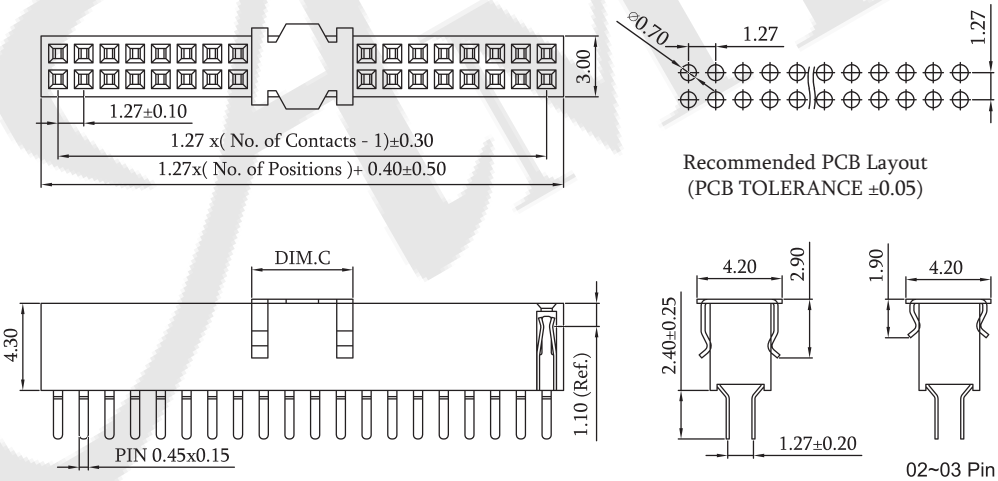

Recommended PCB Layout
(PCB TOLERANCE ±0.05)

02~03 Pin

No. of Contacts	DIM.C
02-03	4.00
04-50	5.00

P/N.:5PS3SDA44-2XXU

ORDER INFORMATION

5	P	S	3	S	D	A	4	4	-	X	X	X	X	X	N	N	N	X	U

- 3:Pitch 1.27×1.27
- SD:Straight DIP
- Plastic Height 44:H=4.4mm
- 1:Single Row 2:Dual Row
- No. of Contacts Per Row (02~40),For Single Row Per Row (02~50),For Dual Row
- N:W/O Bump
- N:W/O Peg
- N:Non Type
- T:Tube W/O Cap, H:T/R W/O Cap, R:T/R With Cap, X:Box
- U:RoHS + Hi-Temp

G0:Gold Flash	S0:Selective Au
GA:Au 5u"	SA:Selective Au 5u"
GB:Au 10u"	SB:Selective Au 10u"
GC:Au 20u"	SC:Selective Au 20u"
GD:Au 30u"	SD:Selective Au 30u"
T0:Tin Plated	TE:Tin 200u"

◎:Standard Recommended
Tube package is not available for pin counts under 1*5 & 2*5.
Option in the catalog are for reference only. Please contact Amtek for more details.

Old P/N:PS3S44-1/2

RoHS

Female Header 1.27mm 2 Row H=3.45mm Side Entry SMT Type

Specifications
Current Rating: 1 AMP
Insulation Resistance: 1000MΩ Min.
Contact Resistance: 20mΩ Max.
Dielectric Voltage: 500V AC for one minute

Material
Insulator: Hi-Temp.Thermoplastic, UL 94V-0
Terminal: Copper Alloy
Standard Plating: Gold Flash



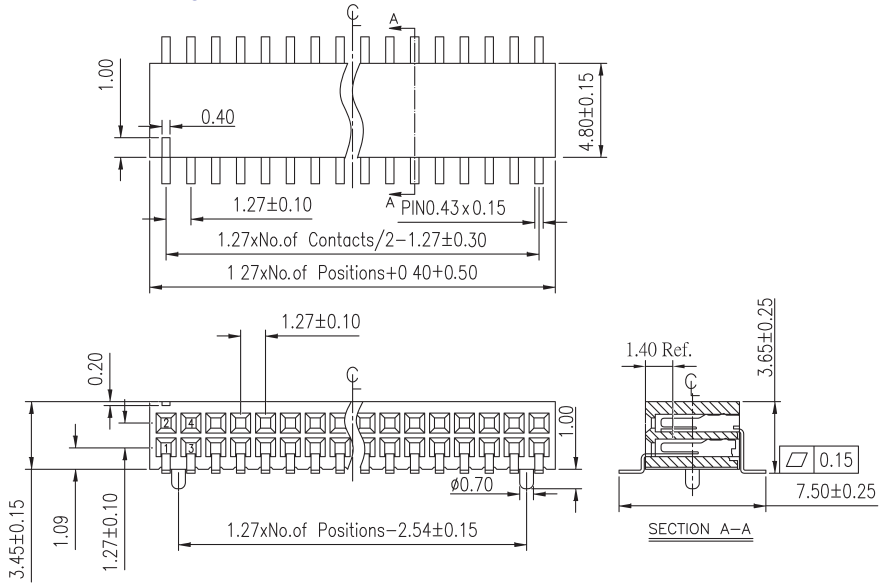

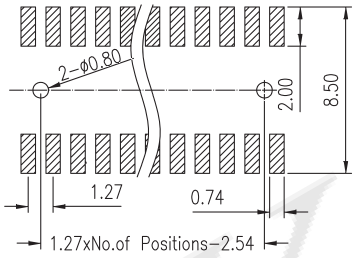

Recommended PCB Layout
(PCB TOLERANCE ±0.05)

P/N.:5PS3MHA35-2XXU

Female Header 1.27mm 2 Row H=3.45mm Side Entry Straight Type

Specifications
Current Rating: 1 AMP
Insulation Resistance: 1000MΩ Min.
Contact Resistance: 20mΩ Max.
Dielectric Voltage: 500V AC for one minute

Material
Insulator: Hi-Temp. Thermoplastic, UL 94V-0
Terminal: Copper Alloy
Standard Plating: Gold Flash



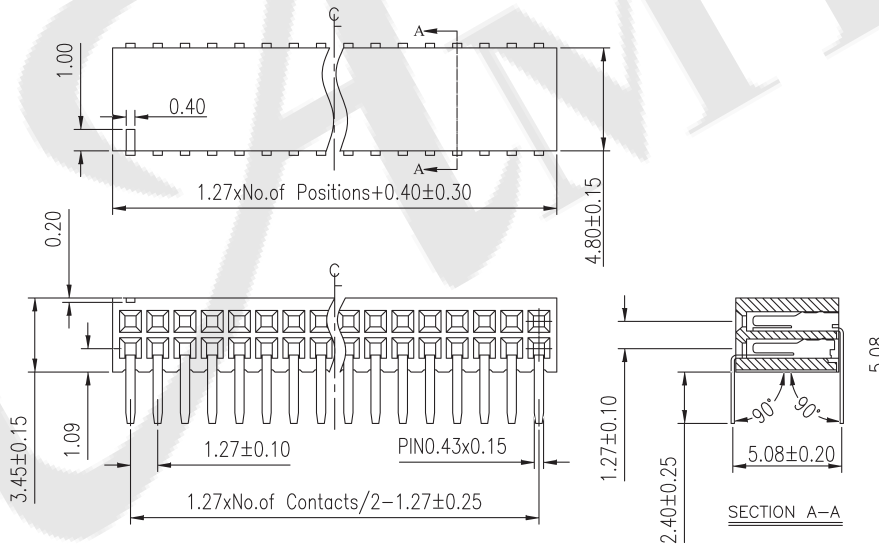

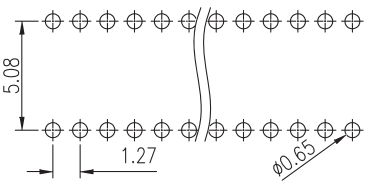

Recommended PCB Layout
(PCB TOLERANCE ±0.05)

P/N.:5PS3SHA34-2XXU

ORDER INFORMATION

5	P	S	3	X	X	A	X	X	-	2	X	X	X	X	N	X	N	X	U

- 3:Pitch 1.27×1.27
- MH:SMT Side Entry; SH:DIP Side Entry
- Plastic Height; 35:H=3.45mm; 34:H=3.45mm; Only For 5PS3SHA34-2
- 2:Dual Row
- No. of Contacts Per Row (02~50)
- G0:Gold Flash; GA:Au 5u"; GB:Au 10u"; GC:Au 20u"; GD:Au 30u"; T0:Tin Plated
- S0:Selective Au; SA:Selective Au 5u"; SB:Selective Au 10u"; SC:Selective Au 20u"; SD:Selective Au 30u"; TE:Tin 200u"
- N:W/O Bump
- N:W/O Peg; P:Inner Peg; Only For 5PS3MHA35-2
- N:Non Type
- T:Tube W/O Cap; H:T/R W/O Cap
- U:RoHS + Hi-Temp

◎:Standard Recommended
Tube package is not available for pin counts under 1*5 & 2*5.
Option in the catalog are for reference only. Please contact Amtek for more details.

Old P/N:PS3MS/RS-2

Female Header 1.27mm 1 Row H=4.3mm Right Angle Type

Specifications
Current Rating: 1 AMP
Insulation Resistance: 1000MΩ Min.
Contact Resistance: 20mΩ Max.
Dielectric Voltage: 500V AC for one minute

Material
Insulator: Hi-Temp.Thermoplastic, UL 94V-0
Terminal: Copper Alloy
Standard Plating: Gold Flash



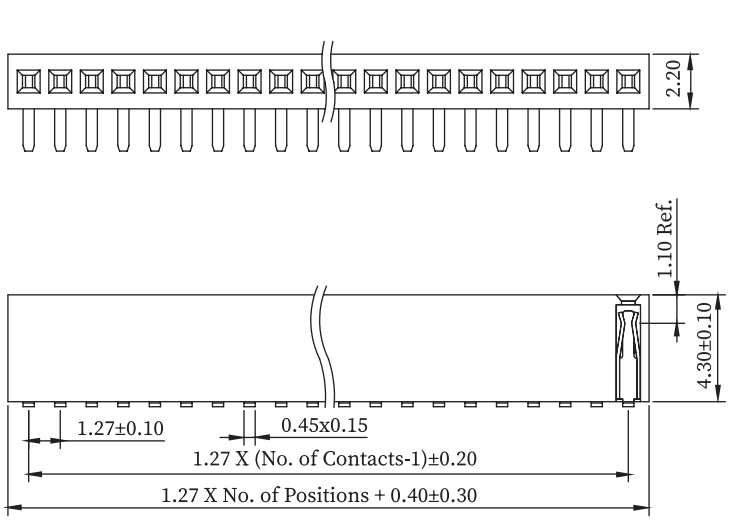



Recommended PCB Layout
(PCB TOLERANCE ±0.05)

P/N.:5PS3RDC44-1XXU

Female Header 1.27mm 2 Row H=4.3mm Right Angle Type

Specifications
Current Rating: 1 AMP
Insulation Resistance: 1000MΩ Min.
Contact Resistance: 20mΩ Max.
Dielectric Voltage: 500V AC for one minute

Material
Insulator: Hi-Temp.Thermoplastic, UL 94V-0
Terminal: Copper Alloy
Standard Plating: Gold Flash



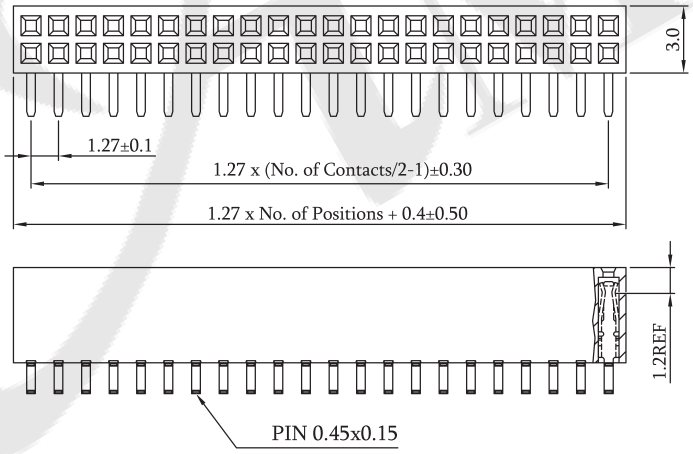

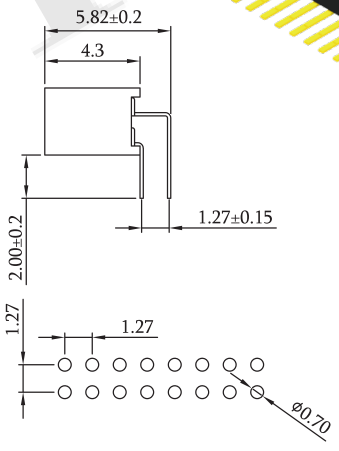

Recommended PCB Layout
(PCB TOLERANCE ±0.05)

P/N.:5PS3RDB44-2XXU

ORDER INFORMATION

5	P	S	3	R	D	X	4	4	-	X	X	X	X	X	N	N	N	X	U

- 3: Pitch 1.27×1.27
- RD: R/A DIP
- Plastic Height: 44: H=4.3mm
- 1: Single Row; 2: Dual Row
- No. of Contacts Per Row (02~50)
- G0: Gold Flash; GA: Au 5u"; GB: Au 10u"; GC: Au 20u"; GD: Au 30u"; T0: Tin Plated
- S0: Selective Au; SA: Selective Au 5u"; SB: Selective Au 10u"; SC: Selective Au 20u"; SD: Selective Au 30u"; TE: Tin 200u"
- N: W/O Bump
- N: W/O Peg
- N: Non Type
- T: Tube W/O Cap; H: T/R W/O Cap
- U: RoHS + Hi-Temp

◎:Standard Recommended
Tube package is not available for pin counts under 1*5 & 2*5.
Option in the catalog are for reference only. Please contact Amtek for more details.

Old P/N:PS3R44-1/2

Female Header 1.27×2.54mm 1 Row H=4.6mm Straight Type

Specifications
Current Rating: 1 AMP
Insulation Resistance: 1000MΩ Min.
Contact Resistance: 20mΩ Max.
Dielectric Voltage: 500V AC for one minute

Material
Insulator: Hi-Temp.Thermoplastic, UL 94V-0
Terminal: Copper Alloy
Standard Plating: Gold Flash



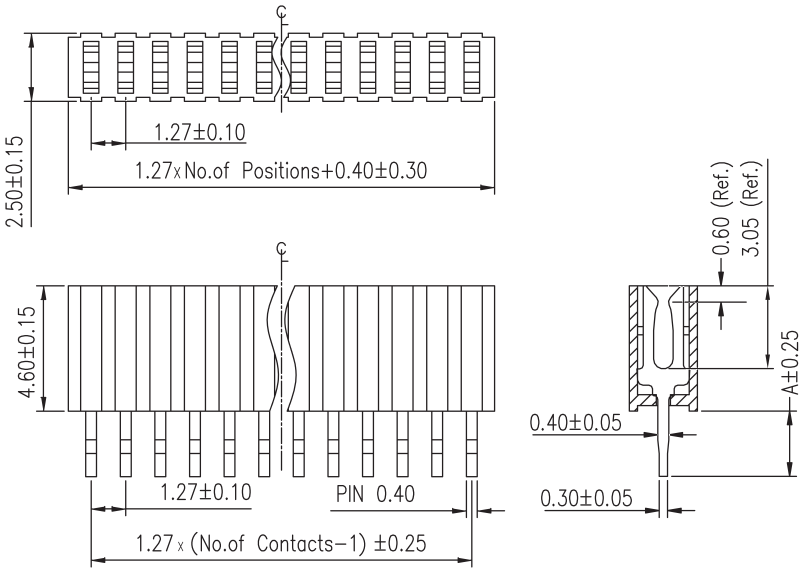



Recommended PCB Layout
(PCB TOLERANCE ±0.05)

P/N.:5PS4SDA46-1XXU

Female Header 1.27×2.54mm 2 Row H=4.6mm Straight Type

Specifications
Current Rating: 1 AMP
Insulation Resistance: 1000MΩ Min.
Contact Resistance: 20mΩ Max.
Dielectric Voltage: 500V AC for one minute

Material
Insulator: Hi-Temp.Thermoplastic, UL 94V-0
Terminal: Copper Alloy
Standard Plating: Gold Flash



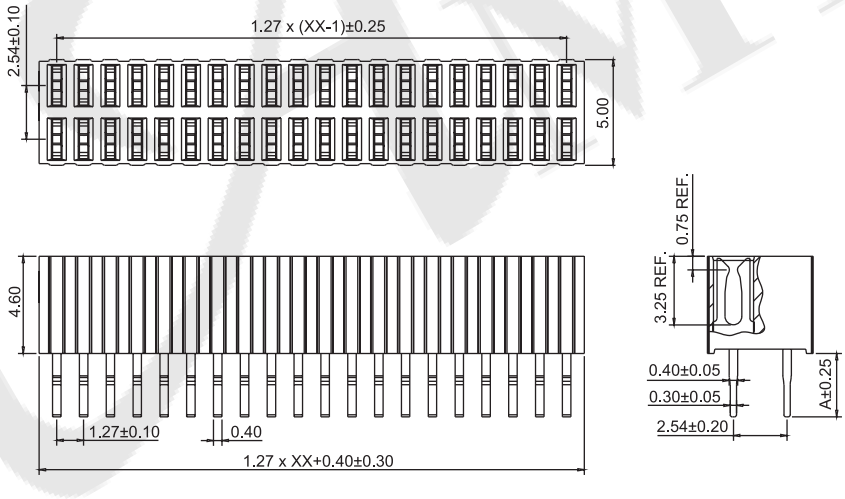



Recommended PCB Layout
(PCB TOLERANCE ±0.05)

P/N.:5PS4SDA46-2XXU

ORDER INFORMATION

5	P	S	4	S	D	A	4	6	-	X	X	X	X	X	N	N	N	T	U

- 4: Pitch 1.27×2.54
- SD: Straight DIP
- 46: H=4.6mm Plastic Height
- 1: Single Row; 2: Dual Row
- XX: No. of Contacts Per Row (02~50)
- XX:

G0:Gold Flash	S0:Selective Au
GA:Au 5u"	SA:Selective Au 5u"
GB:Au 10u"	SB:Selective Au 10u"
GC:Au 20u"	SC:Selective Au 20u"
GD:Au 30u"	SD:Selective Au 30u"
T0:Tin Plated	TE:Tin 200u"

- N: N:W/O Bump
- N: N:W/O Peg
- N: N:Non Type
- T: T:Tube W/O Cap
- U: U:RoHS + Hi-Temp

◎:Standard Recommended
Tube package is not available for pin counts under 1*5 & 2*5.
Option in the catalog are for reference only. Please contact Amtek for more details.

Old P/N:PS4S46-1/2

Female Header 1.27×2.54mm 1 Row H=5.7mm SMT Type

Specifications
Current Rating: 1 AMP
Insulation Resistance: 1000MΩ Min.
Contact Resistance: 20mΩ Max.
Dielectric Voltage: 500V AC for one minute

Material
Insulator: Hi-Temp.Thermoplastic, UL 94V-0
Terminal: Copper Alloy
Standard Plating: Gold Flash



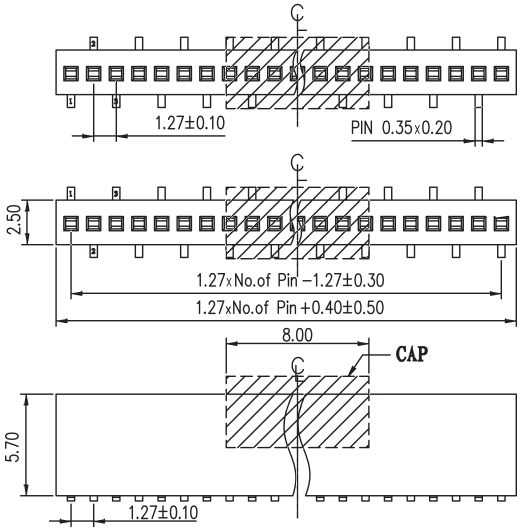

B Type

A Type

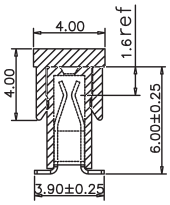

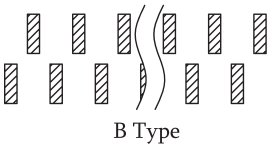

B Type

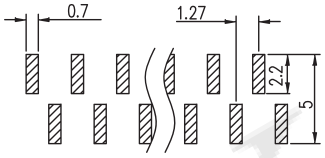

A Type

Recommended PCB Layout
(PCB TOLERANCE ±0.05)

P/N.:5PS4MSB57-1XXU

Female Header 1.27×2.54mm 2 Row H=5.7mm SMT Type



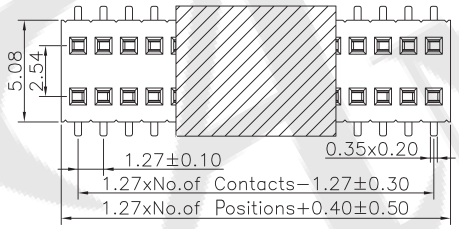

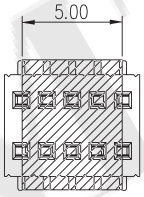

Cap for 2×3P-2×5P

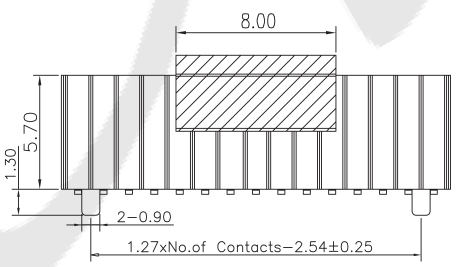

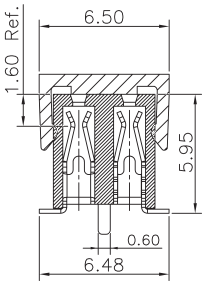

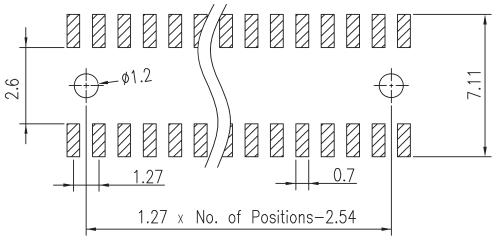

Recommended PCB Layout
(PCB TOLERANCE ±0.05)

P/N.:5PS4MSA57-2XXU

ORDER INFORMATION

5	P	S	4	M	S	X	5	7	-	X	X	X	X	X	N	X	X	X	U

- 4: Pitch 1.27×2.54
- MS: SMT Straight
- 57: Plastic Height H=5.7mm
- 1: Single Row; 2: Dual Row
- No. of Contacts Per Row (03~40), For Single Row; Per Row (03~50), For Dual Row
- G0: Gold Flash; GA: Au 5u"; GB: Au 10u"; GC: Au 20u"; GD: Au 30u"; T0: Tin Plated
- S0: Selective Au; SA: Selective Au 5u"; SB: Selective Au 10u"; SC: Selective Au 20u"; SD: Selective Au 30u"; TE: Tin 200u"
- N: W/O Bump
- N: W/O Peg; P: Inner Peg For Dual Row Only
- A: A Type; B: B Type For Single Row Only; N: Non Type For Dual Row Only
- T: Tube W/O Cap; C: Tube With Cap; H: T/R W/O Cap; R: T/R With Cap
- U: RoHS + Hi-Temp

◎:Standard Recommended
Tube package is not available for pin counts under 1*5 & 2*5.
Option in the catalog are for reference only. Please contact Amtek for more details.

Old P/N:PS4M57-1/2

RoHS

Female Header 1.27×2.54mm 1 Row H=8.5mm Straight Type

Specifications
Current Rating: 1 AMP
Insulation Resistance: 1000MΩ Min.
Contact Resistance: 20mΩ Max.
Dielectric Voltage: 500V AC for one minute

Material
Insulator: Hi-Temp.Thermoplastic, UL 94V-0
Terminal: Copper Alloy
Standard Plating: Gold Flash

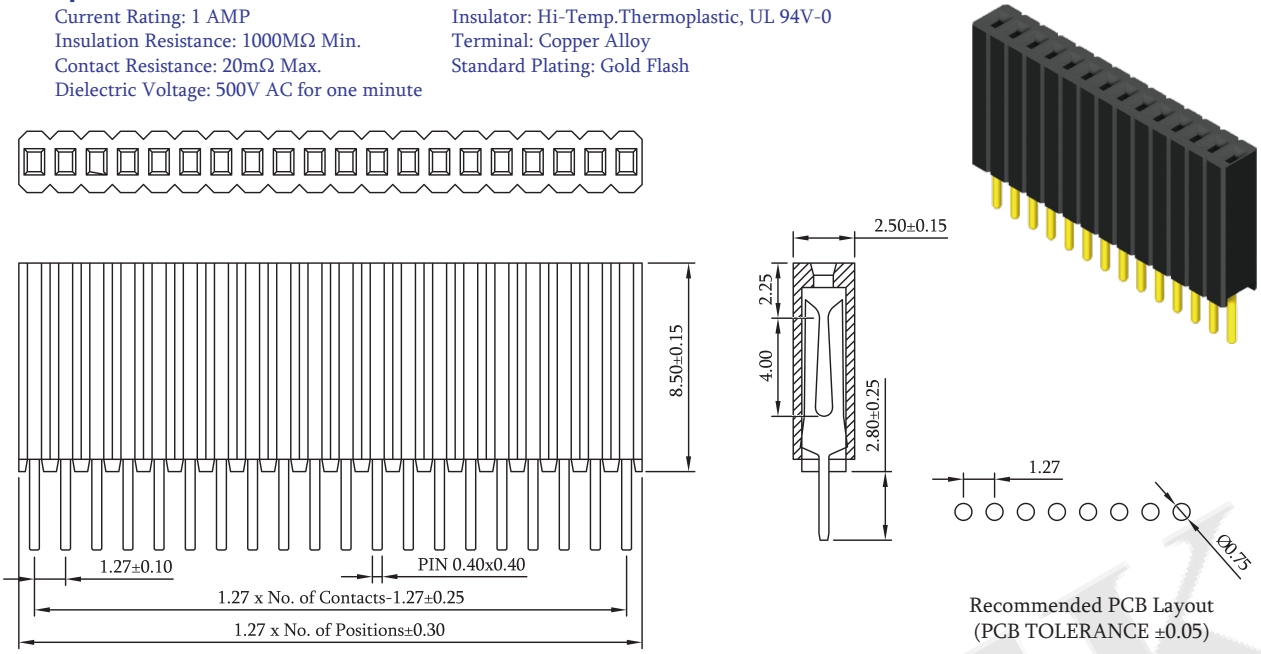

Recommended PCB Layout
(PCB TOLERANCE ±0.05)

P/N.:5PS4SDA85-1XXU

Female Header 1.27×2.54mm 2 Row H=8.5mm Straight Type

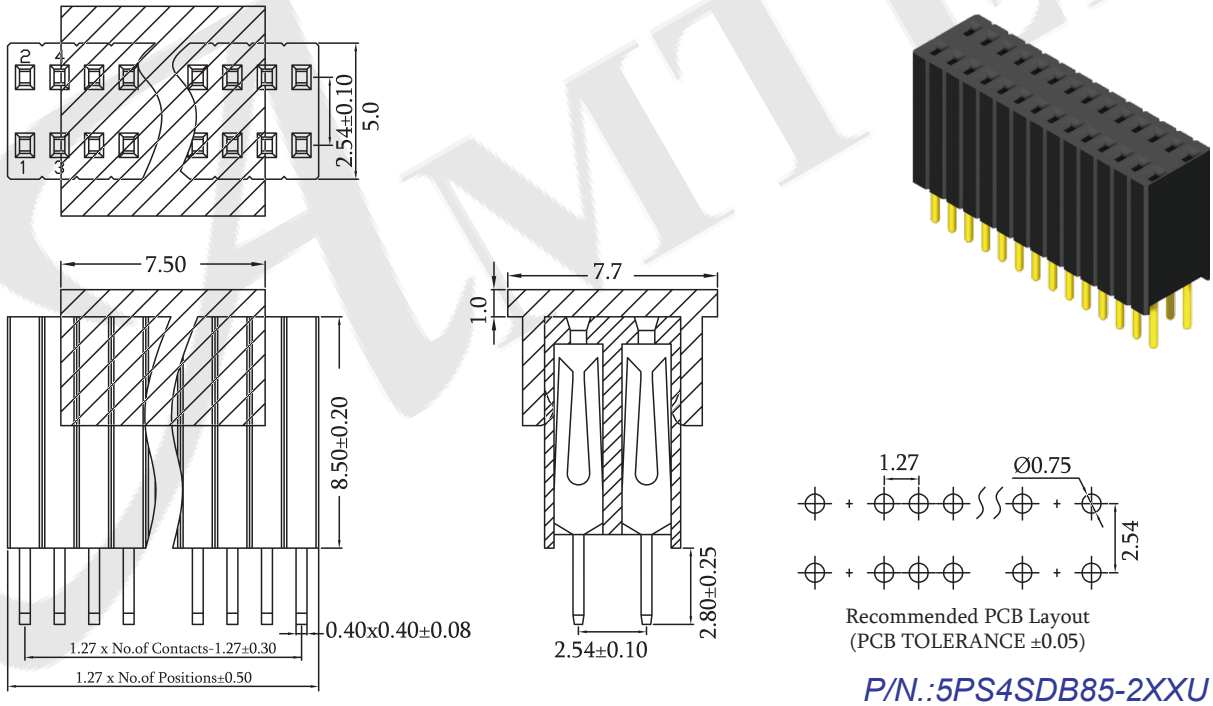

Recommended PCB Layout
(PCB TOLERANCE ±0.05)

P/N.:5PS4SDB85-2XXU

ORDER INFORMATION

5	P	S	4	S	D	X	8	5	-	X	X	X	X	X	N	N	N	X	U

- 4: 4:Pitch 1.27×2.54
- SD: SD:Straight DIP
- 85: Plastic Height 85:H=8.5mm
- X: 1:Single Row 2:Dual Row
- XX: No. of Contacts Per Row (02~40)
- XX:

G0:Gold Flash	S0:Selective Au
GA:Au 5u"	SA:Selective Au 5u"
GB:Au 10u"	SB:Selective Au 10u"
GC:Au 20u"	SC:Selective Au 20u"
GD:Au 30u"	SD:Selective Au 30u"
T0:Tin Plated	TE:Tin 200u"

- N: N:W/O Bump
- N: N:W/O Peg
- N: N:Non Type
- X:

T:Tube W/O Cap	
C:Tube With Cap	
H:T/R W/O Cap	
R:T/R With Cap	

- U: U:RoHS + Hi-Temp

◎:Standard Recommended
Tube package is not available for pin counts under 1*5 & 2*5.
Option in the catalog are for reference only. Please contact Amtek for more details.

Old P/N:PS4S46-1/2

Mini Jumper 1.27mm

Specifications
Current Rating: 3 AMP
Insulation Resistance: 1000MΩ Min.
Contact Resistance: 20mΩ Max.
Dielectric Voltage: 500V AC for one minute

Material
Insulator:PBT, UL 94V-0
Terminal: Copper Alloy
Standard Plating: Gold Flash

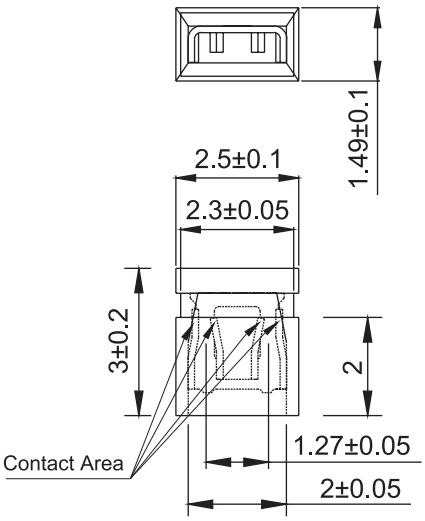

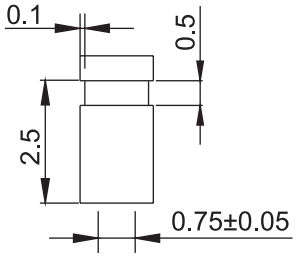

A Type



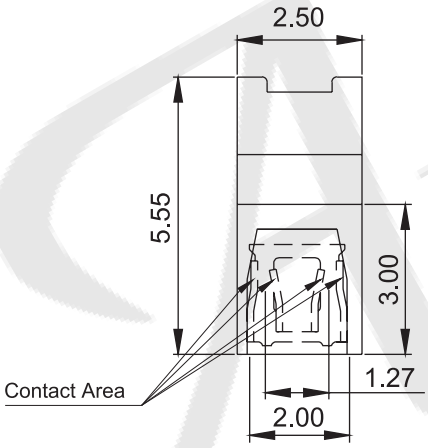

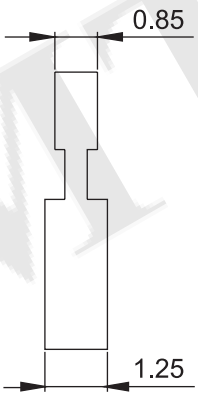

D Type



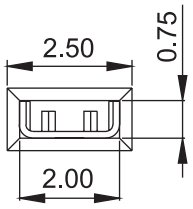

ORDER INFORMATION

5	J	P	3	P	X	-	2	1	X	X	X	B	L
				P:Phosphor Bronze	A:Close 3.0mm D:With Handle 5.5mm		No. of Contacts 21(2P)		G0:Gold Flash GA:Au 5u"		B:Black E:Green G:Gray R:Red U:Blue W:White Y:Yellow	B:Bag	L:RoHS + PBT

◎:Standard Recommended

Old P/N:MJ3P-XXB-L

AMTEK
AMTEK CONNECTORS MANUFACTURER

糧德精密有限公司
Amtek Technology Co., Ltd

Tel : +886-2-2260-6878 Fax : +886-2-2260-7177
E-mail : web@amtek-co.com.tw
https://www.amtek-co.com.tw
Add : No.3, Ln. 33, Rixin St., Tucheng Dist.,
New Taipei City 23666, Taiwan
新北市土城區日新街33巷3號

IATF 16949:2016

ISO 9001:2015

ISO 14001:2015

ISO 14064-1:2018

ECBT2-E322618

XCFR2-E346158