New Products

11-7~11-27 • Power Signal Power



AMTEK Technology Co., Ltd

Power Signal Power Conn. Female Right Angle Type

Specifications
Rating Voltage:50V
Rating Current: Power 30A Signal 2.5A
Contact Resistance:
Power 0.7mΩ Max Signal 20mΩ Max
Insulation Resistance: DC 500V
Power 10000MΩ Min Signal 500MW Min
Insulation Withstand Voltage:
Power 2500VAC/1min Signal 1000VAC/1min
Operation Temperature: -20°C to +105°C
Durability: 200 cycling

Material
Insulator: PA9T+33%G.F, UL 94V-0
Terminal Pin: Copper Alloy



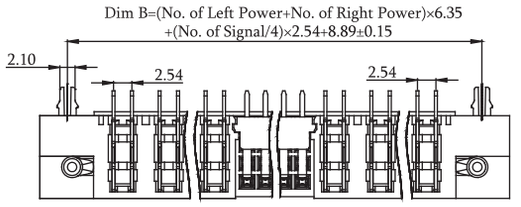

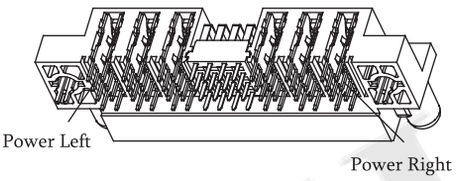

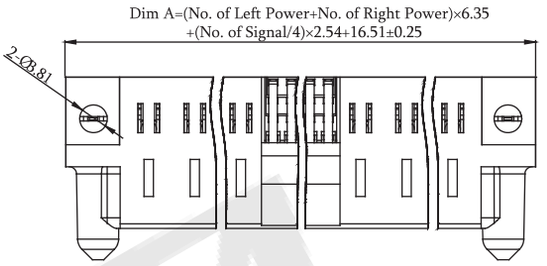

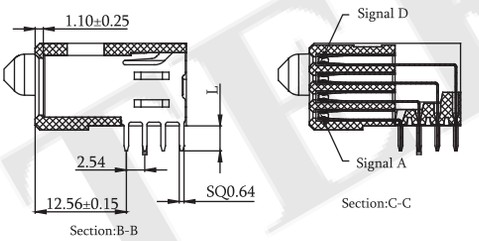

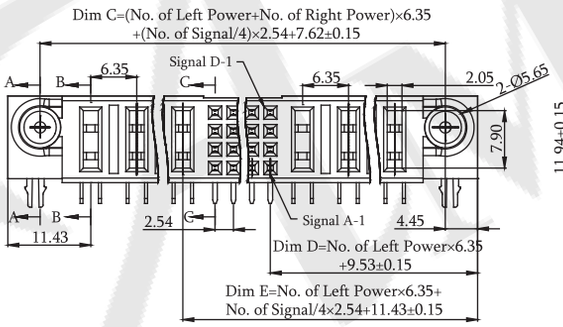

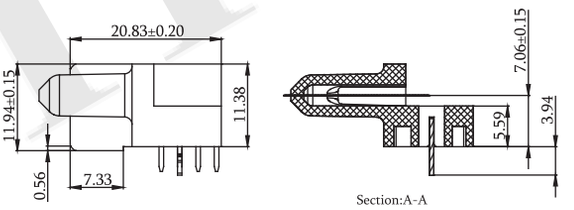

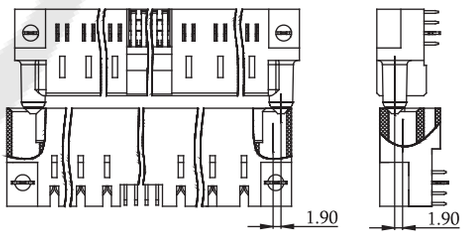

Blind Mate Guide Ends

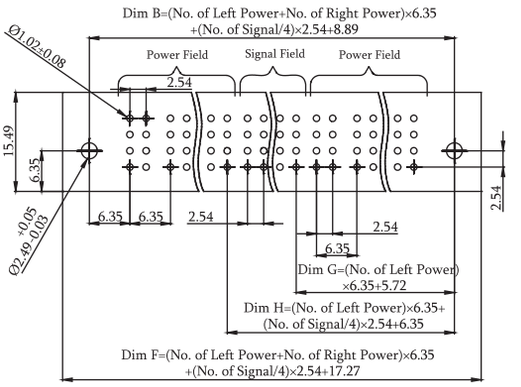

Recommended PCB Layout(Top Side)
(PCB TOLERANCE ±0.05)

ORDER INFORMATION

5 S P 1 A 1 F D R A - X 4 X X X X X X X B A U - X X

- F: F:Female
- D: DR: DIP R/A
- X: Power Pin No.Left (See Table)
- 4: Signal Pin No. Row
- X X: Signal Pin No. (See Table)
- X: Power Pin No.Right (See Table)
- X X X X: Power Pin Plated
  - SB:Selective 10u"
  - SF:Selective 15u"
  - SD:Selective 30u"
- B: B:Black
- A: A:Tray, W/O Cap
- U: U:RoHS+Hi-Temp
- X X: 01:L=3.43 / 02:L=2.29 / 03:L=4.19
- X X: Signal Pin Plated
  - SB:Selective 10u"
  - SF:Selective 15u"
  - SD:Selective 30u"

Table

Part No.	No.Power (Left)	No.Signal (Row)	No.Signal (Pin)	No.Power (Right)	Dim A	Dim B	Dim C	Dim D	Dim E	Dim F	Dim G	Dim H
5SP1A1FDRA-B4053XX	B=11		5	3	118.11	110.49	109.22	79.38	93.98	118.87	75.57	88.90
5SP1A1FDRA-A4086XX	A=10		8	6	138.43	130.81	129.54	73.03	95.25	139.19	69.22	90.17
5SP1A1FDRA-A406AXX	A=10		6	A=10	158.75	151.13	149.86	73.03	90.17	159.51	69.22	85.09
5SP1A1FDRA-94087XX	9		8	7	138.43	130.81	129.54	66.68	88.90	139.19	62.87	83.82
5SP1A1FDRA-84258XX			25	8	181.61	173.99	172.72		125.73	182.37		120.65
5SP1A1FDRA-84088XX	8		8	8	138.43	130.81	129.54	60.33	82.55	139.19	56.52	77.47
5SP1A1FDRA-84068XX			6	8	133.35	125.73	124.46		77.47	134.11		72.39
5SP1A1FDRA-84058XX			5	8	130.81	123.19	121.92		74.93	131.57		69.85
5SP1A1FDRA-74087XX			8	7	125.73	118.11	116.84		76.20	126.49		71.12
5SP1A1FDRA-74086XX	7		8	6	119.38	111.76	110.49	53.98	76.20	120.14	50.17	71.12
5SP1A1FDRA-74067XX			6	7	120.65	113.03	111.76		71.12	121.41		66.04
5SP1A1FDRA-74066XX			6	6	114.30	106.68	105.41		71.12	115.06		66.04
5SP1A1FDRA-64087XX			8	4	100.33	92.71	91.44		69.85	101.09		64.77
5SP1A1FDRA-64078XX			7	8	123.19	115.57	114.30		67.31	123.95		62.23
5SP1A1FDRA-64074XX	6		7	4	97.79	90.17	88.90	47.63	67.31	98.55	43.82	62.23
5SP1A1FDRA-64066XX			6	6	107.95	100.33	99.06		64.77	108.71		59.69
5SP1A1FDRA-64064XX			6	4	95.25	87.63	86.36		64.77	96.01		59.69
5SP1A1FDRA-64042XX			4	2	77.47	69.85	68.58		59.69	78.23		54.61
5SP1A1FDRA-54085XX			8	5	100.33	92.71	91.44		63.50	101.09		58.42
5SP1A1FDRA-54065XX	5		6	5	95.25	87.63	86.36	41.28	58.42	96.01	37.47	53.34
5SP1A1FDRA-54063XX			6	3	82.55	74.93	73.66		58.42	83.31		53.34
5SP1A1FDRA-54055XX			5	5	92.71	85.09	83.82		55.88	93.47		50.80
5SP1A1FDRA-44304XX			30	4	143.51	135.89	134.62		113.03	144.27		107.95
5SP1A1FDRA-44144XX			14	4	102.87	95.25	93.98		72.39	103.63		67.31
5SP1A1FDRA-44124XX			12	4	97.79	90.17	88.90		67.31	98.55		62.23
5SP1A1FDRA-44104XX			10	4	92.71	85.09	83.82		62.23	93.47		57.15
5SP1A1FDRA-44084XX			8	4	87.63	80.01	78.74		57.15	88.39		52.07
5SP1A1FDRA-44074XX			7	4	85.09	77.47	76.20		54.61	85.85		49.53
5SP1A1FDRA-44068XX			6	8	107.95	100.33	99.06		52.07	108.71		46.99
5SP1A1FDRA-44066XX			6	6	95.25	87.63	86.36		52.07	96.01		46.99
5SP1A1FDRA-44064XX	4		6	4	82.55	74.93	73.66	34.93	52.07	83.31	31.12	46.99
5SP1A1FDRA-44063XX			6	3	76.20	68.58	67.31		52.07	76.96		46.99
5SP1A1FDRA-44062XX			6	2	69.85	62.23	60.96		52.07	70.61		46.99
5SP1A1FDRA-44054XX			5	4	80.01	72.39	71.12		49.53	80.77		44.45
5SP1A1FDRA-44044XX			4	4	77.47	69.85	68.58		46.99	78.23		41.91
5SP1A1FDRA-44043XX			4	3	71.12	63.50	62.23		46.99	71.88		41.91
5SP1A1FDRA-44042XX			4	2	64.77	57.15	55.88		46.99	65.53		41.91
5SP1A1FDRA-44034XX			3	4	74.93	67.31	66.04		44.45	75.69		39.37
5SP1A1FDRA-44024XX			2	4	72.39	64.77	63.50		41.91	73.15		36.83
5SP1A1FDRA-34323XX			32	3	135.89	128.27	127.00		111.76	136.65		106.68
5SP1A1FDRA-34172XX			17	2	91.44	83.82	82.55		73.66	92.20		68.58
5SP1A1FDRA-34085XX			8	5	87.63	80.01	78.74		50.80	88.39		45.72
5SP1A1FDRA-34083XX			8	3	74.93	67.31	66.04		50.80	75.69		45.72
5SP1A1FDRA-34073XX		4	7	3	72.39	64.77	63.50		48.26	73.15		43.18
5SP1A1FDRA-34068XX			6	8	101.60	93.98	92.71		45.72	102.36		40.64
5SP1A1FDRA-34063XX			6	3	69.85	62.23	60.96		45.72	70.61		40.64
5SP1A1FDRA-34053XX	3		5	3	67.31	59.69	58.42	28.58	43.18	68.07	24.77	38.10
5SP1A1FDRA-34044XX			4	4	71.12	63.50	62.23		40.64	71.88		35.56
5SP1A1FDRA-34043XX			4	3	64.77	57.15	55.88		40.64	65.53		35.56
5SP1A1FDRA-34033XX			3	3	62.23	54.61	53.34		38.10	62.99		33.02
5SP1A1FDRA-34032XX			3	2	55.88	48.26	46.99		38.10	56.64		33.02
5SP1A1FDRA-34023XX			2	3	59.69	52.07	50.80		35.56	60.45		30.48
5SP1A1FDRA-34013XX			1	3	57.15	49.53	48.26		33.02	57.91		27.94
5SP1A1FDRA-24252XX			25	2	105.41	97.79	96.52		87.63	106.17		82.55
5SP1A1FDRA-24242XX			24	2	102.87	95.25	93.98		85.09	103.63		80.01
5SP1A1FDRA-24202XX			20	2	92.71	85.09	83.82		74.93	93.47		69.85
5SP1A1FDRA-24182XX			18	2	87.63	80.01	78.74		69.85	88.39		64.77
5SP1A1FDRA-24152XX			15	2	80.01	72.39	71.12		62.23	80.77		57.15
5SP1A1FDRA-24102XX			10	2	67.31	59.69	58.42		49.53	68.07		44.45
5SP1A1FDRA-24096XX			9	6	90.17	82.55	81.28		46.99	90.93		41.91
5SP1A1FDRA-24086XX			8	6	87.63	80.01	78.74		44.45	88.39		39.37
5SP1A1FDRA-24082XX			8	2	62.23	54.61	53.34		44.45	62.99		39.37
5SP1A1FDRA-2407EXX	2		7	E=14	135.89	128.27	127.00	22.23	41.91	136.65	18.42	36.83
5SP1A1FDRA-24072XX			7	2	59.69	52.07	50.80		41.91	60.45		36.83
5SP1A1FDRA-24064XX			6	4	69.85	62.23	60.96		39.37	70.61		34.29
5SP1A1FDRA-24062XX			6	2	57.15	49.53	48.26		39.37	57.91		34.29
5SP1A1FDRA-24052XX			5	2	54.61	46.99	45.72		36.83	55.37		31.75
5SP1A1FDRA-24044XX			4	4	64.77	57.15	55.88		34.29	65.53		29.21
5SP1A1FDRA-24042XX			4	2	52.07	44.45	43.18		34.29	52.83		29.21
5SP1A1FDRA-24032XX			3	2	49.53	41.91	40.64		31.75	50.29		26.67
5SP1A1FDRA-24022XX			2	2	46.99	39.37	38.10		29.21	47.75		24.13
5SP1A1FDRA-24021XX			2	1	40.64	33.02	31.75		29.21	41.40		24.13
5SP1A1FDRA-24012XX			1	2	44.45	36.83	35.56		26.67	45.21		21.59
5SP1A1FDRA-14371XX			37	1	123.19	115.57	114.30		111.76	123.95		106.68
5SP1A1FDRA-14181XX			18	1	74.93	67.31	66.04		63.50	75.69		58.42
5SP1A1FDRA-14162XX			16	2	76.20	68.58	67.31		58.42	76.96		53.34
5SP1A1FDRA-14151XX			15	1	67.31	59.69	58.42		55.88	68.07		50.80
5SP1A1FDRA-14121XX			12	1	59.69	52.07	50.80		48.26	60.45		43.18
5SP1A1FDRA-14111XX			11	1	57.15	49.53	48.26		45.72	57.91		40.64
5SP1A1FDRA-14102XX	1		10	2	60.96	53.34	52.07	15.88	43.18	61.72	12.07	38.10
5SP1A1FDRA-14101XX			10	1	54.61	46.99	45.72		43.18	55.37		38.10
5SP1A1FDRA-14081XX			8	1	49.53	41.91	40.64		38.10	50.29		33.02
5SP1A1FDRA-14061XX			6	1	44.45	36.83	35.56		33.02	45.21		27.94
5SP1A1FDRA-14041XX			4	1	39.37	31.75	30.48		27.94	40.13		22.86
5SP1A1FDRA-14031XX			3	1	36.83	29.21	27.94		25.40	37.59		20.32
5SP1A1FDRA-14021XX			2	1	34.29	26.67	25.40		22.86	35.05		17.78
5SP1A1FDRA-14011XX			1	1	31.75	24.13	22.86		20.32	32.51		15.24

Power Signal Power Conn. Female Straight Type

Specifications
Rating Voltage:50V
Rating Current: Power 30A Signal 2.5A
Contact Resistance:
Power 0.7mΩ Max Signal 20mΩ Max
Insulation Resistance: DC 500V
Power 10000MΩ Min Signal 500MW Min
Insulation Withstand Voltage:
Power 2500VAC/1min Signal 1000VAC/1min
Operation Temperature: -20°C to +105°C
Durability: 200 cycling

Material
Insulator: PA9T+33%G.F, UL 94V-0
Terminal Pin: Copper Alloy



Dim A=(No. of Left Power+No. of Right Power)×6.35
+(No. of Signal/4)×2.54+16.51±0.25

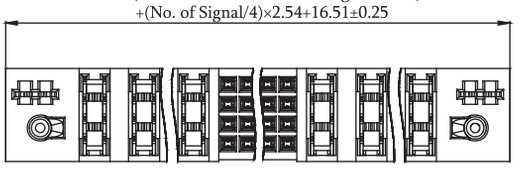

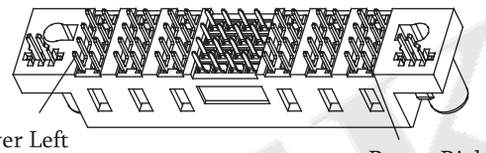

Dim B=(No. of Left Power+No. of Right Power)×6.35
+(No. of Signal/4)×2.54+8.89±0.15

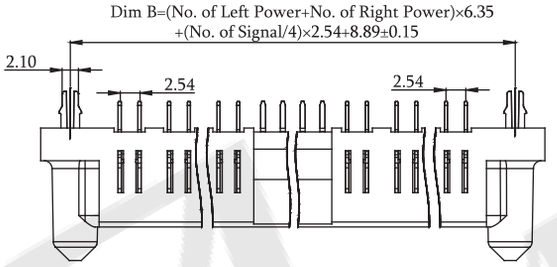

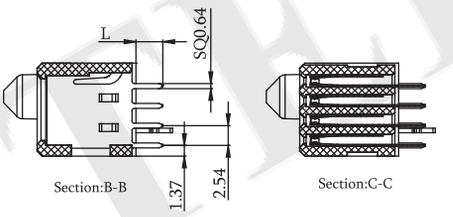

Dim C=(No. of Left Power+No. of Right Power)×6.35
+(No. of Signal/4)×2.54+7.62±0.15

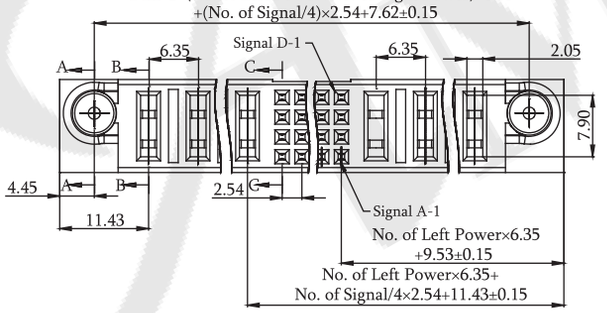

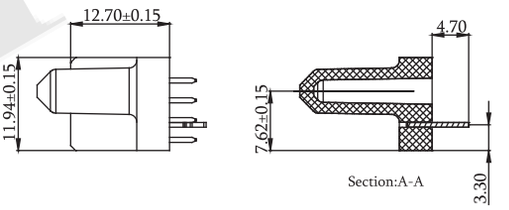

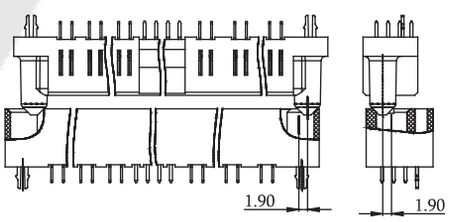

Blind Mate Guide Ends

Dim B=(No. of Left Power+No. of Right Power)×6.35
+(No. of Signal/4)×2.54+8.89

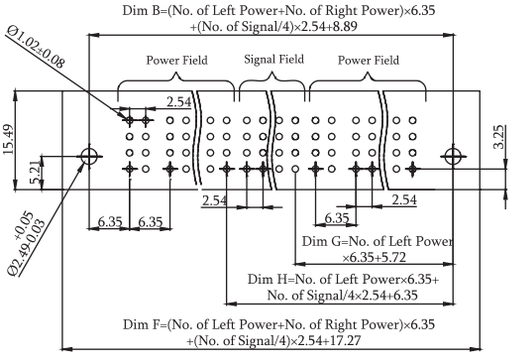

Recommended PCB Layout(Top Side)
(PCB TOLERANCE ±0.05)

ORDER INFORMATION

5 S P 1 A 1 F D S A - X 4 X X X X X X X B A U - X X

- F: F:Female
- DS: DS: DIP Straight
- Power Pin No.Left (See Table): X
- Signal Pin No. Row: 4
- Signal Pin No. (See Table): X X
- Power Pin No.Right (See Table): X
- Power Pin Plated: SB:Selective 10u" / SF:Selective 15u" / SD:Selective 30u"
- Signal Pin Plated: SB:Selective 10u" / SF:Selective 15u" / SD:Selective 30u"
- B: B:Black
- A: A:Tray, W/O Cap
- U: U:RoHS+Hi-Temp
- X X: 01:L=3.43 / 02:L=2.29 / 03:L=4.19

Table

Part No.	No.Power (Left)	No.Signal (Row)	No.Signal (Pin)	No.Power (Right)	Dim A	Dim B	Dim C	Dim D	Dim E	Dim F	Dim G	Dim H
5SP1A1FDSA-B4053XX	B=11		5	3	118.11	110.49	109.22	79.38	93.98	118.87	75.57	88.9
5SP1A1FDSA-A421AXX	A=10		21	A=10	196.85	189.23	187.96	73.03	128.27	197.61	69.22	123.19
5SP1A1FDSA-A4056XX	A=10		5	6	130.81	123.19	121.92		87.63	131.57		82.55
5SP1A1FDSA-94084XX	9		8	4	119.38	111.76	110.49	66.68	88.9	120.14	62.87	83.82
5SP1A1FDSA-8415AXX	8		15	A=10	168.91	161.29	160.02	60.33	100.33	169.67	56.52	95.25
5SP1A1FDSA-84068XX			6	8	133.35	125.73	124.46		77.47	134.11		72.39
5SP1A1FDSA-74086XX	7		8	6	119.38	111.76	110.49	53.98	76.2	120.14	50.17	71.12
5SP1A1FDSA-74077XX			7	7	123.19	115.57	114.3		73.66	123.95		68.58
5SP1A1FDSA-74066XX			6	6	114.3	106.68	105.41		71.12	115.06		66.04
5SP1A1FDSA-74047XX			4	7	115.57	107.95	106.68		66.04	116.33		60.96
5SP1A1FDSA-64077XX	6		7	7	116.84	109.22	107.95	47.63	67.31	117.6	43.82	62.23
5SP1A1FDSA-64066XX			6	6	107.95	100.33	99.06		64.77	108.71		59.69
5SP1A1FDSA-64054XX			5	4	92.71	85.09	83.82		62.23	93.47		57.15
5SP1A1FDSA-64043XX			4	3	83.82	76.2	74.93		59.69	84.58		54.61
5SP1A1FDSA-64042XX			4	2	77.47	69.85	68.58		59.69	78.23		54.61
5SP1A1FDSA-64039XX			3	9	119.38	111.76	110.49		57.15	120.14		52.07
5SP1A1FDSA-64026XX			2	6	97.79	90.17	88.9		54.61	98.55		49.53
5SP1A1FDSA-54104XX	5		10	4	99.06	91.44	90.17	41.28	68.58	99.82	37.47	63.5
5SP1A1FDSA-54096XX			9	6	109.22	101.6	100.33		66.04	109.98		60.96
5SP1A1FDSA-54065XX			6	5	95.25	87.63	86.36		58.42	96.01		53.34
5SP1A1FDSA-54052XX			5	2	73.66	66.04	64.77		55.88	74.42		50.8
5SP1A1FDSA-54025XX			2	5	85.09	77.47	76.2		48.26	85.85		43.18
5SP1A1FDSA-44254XX	4		25	4	130.81	123.19	121.92	34.93	100.33	131.57	31.12	95.25
5SP1A1FDSA-44124XX			12	4	97.79	90.17	88.9		67.31	98.55		62.23
5SP1A1FDSA-44097XX			9	7	109.22	101.6	100.33		59.69	109.98		54.61
5SP1A1FDSA-44068XX			6	8	107.95	100.33	99.06		52.07	108.71		46.99
5SP1A1FDSA-44064XX			6	4	82.55	74.93	73.66		52.07	83.31		46.99
5SP1A1FDSA-44062XX			6	2	69.85	62.23	60.96		52.07	70.61		46.99
5SP1A1FDSA-44053XX			5	3	73.66	66.04	64.77		49.53	74.42		44.45
5SP1A1FDSA-44052XX			5	2	67.31	59.69	58.42		49.53	68.07		44.45
5SP1A1FDSA-44044XX			4	4	77.47	69.85	68.58		46.99	78.23		41.91
5SP1A1FDSA-44043XX			4	3	71.12	63.5	62.23		46.99	71.88		41.91
5SP1A1FDSA-44042XX			4	2	64.77	57.15	55.88		46.99	65.53		41.91
5SP1A1FDSA-44034XX			3	4	74.93	67.31	66.04		44.45	75.69		39.37
5SP1A1FDSA-44032XX			3	2	62.23	54.61	53.34		44.45	62.99		39.37
5SP1A1FDSA-44024XX			2	4	72.39	64.77	63.5		41.91	73.15		36.83
5SP1A1FDSA-34323XX	3	4	32	3	135.89	128.27	127	28.58	111.76	136.65	24.77	106.68
5SP1A1FDSA-34162XX			16	2	88.9	81.28	80.01		71.12	89.66		66.04
5SP1A1FDSA-34123XX			12	3	85.09	77.47	76.2		60.96	85.85		55.88
5SP1A1FDSA-34093XX			9	3	77.47	69.85	68.58		53.34	78.23		48.26
5SP1A1FDSA-34083XX			8	3	74.93	67.31	66.04		50.8	75.69		45.72
5SP1A1FDSA-34068XX			6	8	101.6	93.98	92.71		45.72	102.36		40.64
5SP1A1FDSA-34066XX			6	6	88.9	81.28	80.01		45.72	89.66		40.64
5SP1A1FDSA-34064XX			6	4	76.2	68.58	67.31		45.72	76.96		40.64
5SP1A1FDSA-34063XX			6	3	69.85	62.23	60.96		45.72	70.61		40.64
5SP1A1FDSA-34055XX			5	5	80.01	72.39	71.12		43.18	80.77		38.1
5SP1A1FDSA-34053XX			5	3	67.31	59.69	58.42		43.18	68.07		38.1
5SP1A1FDSA-34043XX			4	3	64.77	57.15	55.88		40.64	65.53		35.56
5SP1A1FDSA-34042XX			4	2	58.42	50.8	49.53		40.64	59.18		35.56
5SP1A1FDSA-34033XX			3	3	62.23	54.61	53.34		38.1	62.99		33.02
5SP1A1FDSA-34024XX			2	4	66.04	58.42	57.15		35.56	66.8		30.48
5SP1A1FDSA-34023XX			2	3	59.69	52.07	50.8		35.56	60.45		30.48
5SP1A1FDSA-34013XX			1	3	57.15	49.53	48.26		33.02	57.91		27.94
5SP1A1FDSA-24242XX	2		24	2	102.87	95.25	93.98	22.23	85.09	103.63	18.42	80.01
5SP1A1FDSA-24202XX			20	2	92.71	85.09	83.82		74.93	93.47		69.85
5SP1A1FDSA-24182XX			18	2	87.63	80.01	78.74		69.85	88.39		64.77
5SP1A1FDSA-24172XX			17	2	85.09	77.47	76.2		67.31	85.85		62.23
5SP1A1FDSA-24152XX			15	2	80.01	72.39	71.12		62.23	80.77		57.15
5SP1A1FDSA-24122XX			12	2	72.39	64.77	63.5		54.61	73.15		49.53
5SP1A1FDSA-24102XX			10	2	67.31	59.69	58.42		49.53	68.07		44.45
5SP1A1FDSA-24082XX			8	2	62.23	54.61	53.34		44.45	62.99		39.37
5SP1A1FDSA-24068XX			6	8	95.25	87.63	86.36		39.37	96.01		34.29
5SP1A1FDSA-24064XX			6	4	69.85	62.23	60.96		39.37	70.61		34.29
5SP1A1FDSA-24063XX			6	3	63.5	55.88	54.61		39.37	64.26		34.29
5SP1A1FDSA-24062XX			6	2	57.15	49.53	48.26		39.37	57.91		34.29
5SP1A1FDSA-24044XX			4	4	64.77	57.15	55.88		34.29	65.53		29.21
5SP1A1FDSA-24042XX			4	2	52.07	44.45	43.18		34.29	52.83		29.21
5SP1A1FDSA-24032XX			3	2	49.53	41.91	40.64		31.75	50.29		26.67
5SP1A1FDSA-24022XX			2	2	46.99	39.37	38.1		29.21	47.75		24.13
5SP1A1FDSA-24021XX			2	1	40.64	33.02	31.75		29.21	41.4		24.13
5SP1A1FDSA-24012XX			1	2	44.45	36.83	35.56		26.67	45.21		21.59
5SP1A1FDSA-14321XX	1		32	1	110.49	102.87	101.6	15.88	99.06	111.25	12.07	93.98
5SP1A1FDSA-14201XX			20	1	80.01	72.39	71.12		68.58	80.77		63.5
5SP1A1FDSA-14181XX			18	1	74.93	67.31	66.04		63.5	75.69		58.42
5SP1A1FDSA-14151XX			15	1	67.31	59.69	58.42		55.88	68.07		50.8
5SP1A1FDSA-14121XX			12	1	59.69	52.07	50.8		48.26	60.45		43.18
5SP1A1FDSA-14102XX			10	2	60.96	53.34	52.07		43.18	61.72		38.1
5SP1A1FDSA-14091XX			9	1	52.07	44.45	43.18		40.64	52.83		35.56
5SP1A1FDSA-14081XX			8	1	49.53	41.91	40.64		38.1	50.29		33.02
5SP1A1FDSA-14061XX			6	1	44.45	36.83	35.56		33.02	45.21		27.94
5SP1A1FDSA-14051XX			5	1	41.91	34.29	33.02		30.48	42.67		25.4
5SP1A1FDSA-14048XX			4	8	83.82	76.2	74.93		27.94	84.58		22.86
5SP1A1FDSA-14041XX			4	1	39.37	31.75	30.48		27.94	40.13		22.86
5SP1A1FDSA-14031XX			3	1	36.83	29.21	27.94		25.4	37.59		20.32
5SP1A1FDSA-14021XX			2	1	34.29	26.67	25.4		22.86	35.05		17.78
5SP1A1FDSA-14011XX			1	1	31.75	24.13	22.86		20.32	32.51		15.24

Power Signal Power Conn. Male Right Angle Type

Specifications
Rating Voltage:50V
Rating Current: Power 30A Signal 2.5A
Contact Resistance:
Power 0.7mΩ Max Signal 20mΩ Max
Insulation Resistance: DC 500V
Power 10000MΩ Min Signal 500MW Min
Insulation Withstand Voltage:
Power 2500VAC/1min Signal 1000VAC/1min
Operation Temperature: -20°C to +105°C
Durability: 200 cycling

Material
Insulator: PA9T+33%G.F, UL 94V-0
Terminal Pin: Copper Alloy



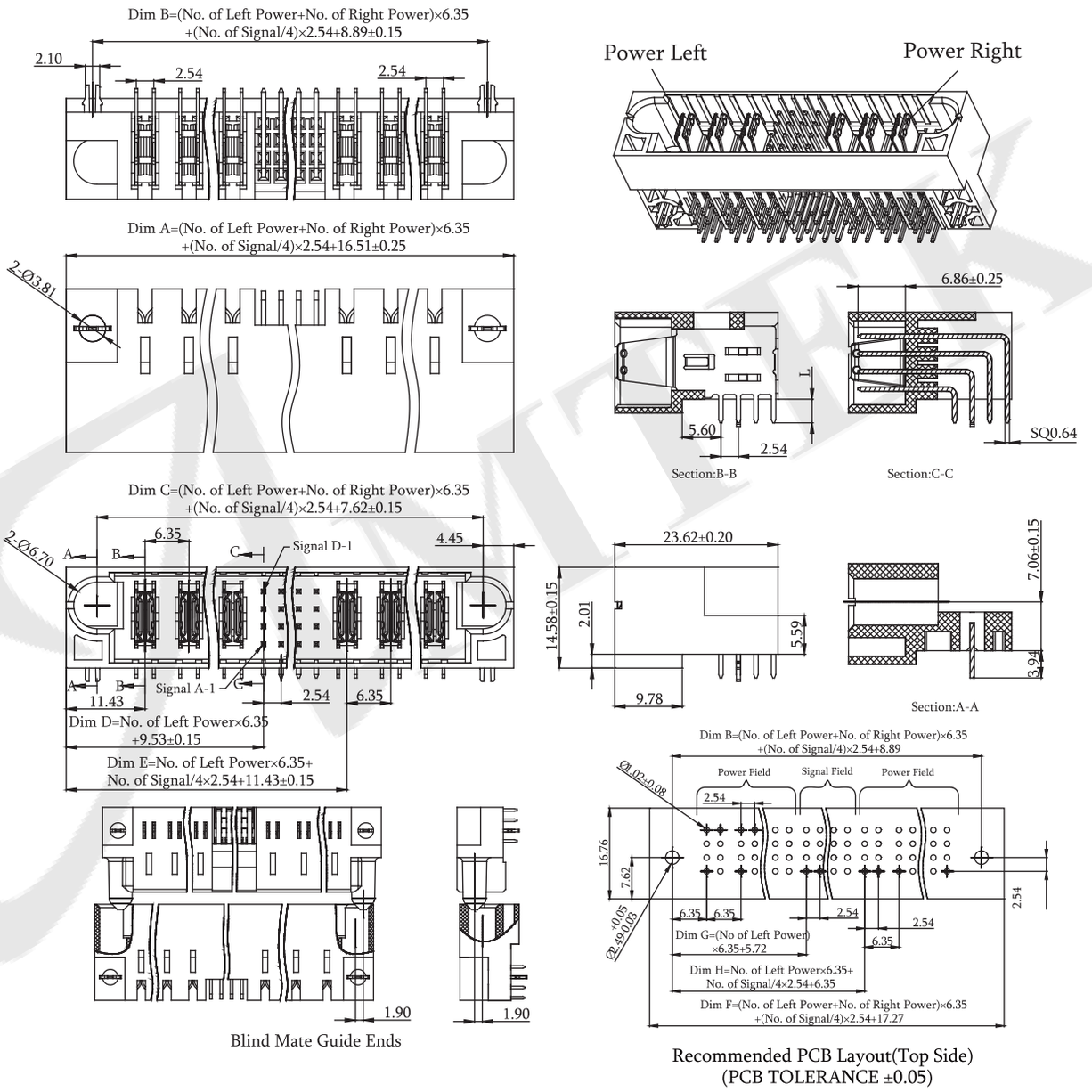

Blind Mate Guide Ends

Recommended PCB Layout(Top Side)
(PCB TOLERANCE ±0.05)

ORDER INFORMATION

5 S P 1 A 1 M D R A - X 4 X X X X X X X B A U - X X

- M: Male
- DR: DIP R/A
- Power Pin No.Left (See Table)
- Signal Pin No. Row
- Signal Pin No. (See Table)
- Power Pin No.Right (See Table)
- Power Pin Plated: SB:Selective 10u" / SF:Selective 15u" / SD:Selective 30u"
- Signal Pin Plated: SB:Selective 10u" / SF:Selective 15u" / SD:Selective 30u"
- B:Black
- A:Tray, W/O Cap
- U:RoHS+Hi-Temp
- 01:L=3.43 / 02:L=2.29 / 03:L=4.19

Table

Part No.	No.Power (Left)	No.Signal (Row)	No.Signal (Pin)	No.Power (Right)	Dim A	Dim B	Dim C	Dim D	Dim E	Dim F	Dim G	Dim H
5SP1A1MDRA-B4053XX	B=11		5	3	118.11	110.49	109.22	79.38	93.98	118.87	75.57	88.9
5SP1A1MDRA-A421AXX			21	A=10	196.85	189.23	187.96		128.27	197.61		123.19
5SP1A1MDRA-A408AXX	A=10		8	A=10	163.83	156.21	154.94	73.03	95.25	164.59	69.22	90.17
5SP1A1MDRA-A4086XX			8	6	138.43	130.81	129.54		95.25	139.19		90.17
5SP1A1MDRA-A4056XX			5	6	130.81	123.19	121.92		87.63	131.57		82.55
5SP1A1MDRA-94084XX	9		8	4	119.38	111.76	110.49	66.68	88.9	120.14	62.87	83.82
5SP1A1MDRA-94069XX			6	9	146.05	138.43	137.16		83.82	146.81		78.74
5SP1A1MDRA-8415AXX			15	A=10	168.91	161.29	160.02		100.33	169.67		95.25
5SP1A1MDRA-84088XX	8		8	8	138.43	130.81	129.54	60.33	82.55	139.19	56.52	77.47
5SP1A1MDRA-84068XX			6	8	133.35	125.73	124.46		77.47	134.11		72.39
5SP1A1MDRA-84058XX			5	8	130.81	123.19	121.92		74.93	131.57		69.85
5SP1A1MDRA-74087XX			8	7	125.73	118.11	116.84		76.2	126.49		71.12
5SP1A1MDRA-74086XX			8	6	119.38	111.76	110.49		76.2	120.14		71.12
5SP1A1MDRA-74077XX	7		7	7	123.19	115.57	114.3	53.98	73.66	123.95	50.17	68.58
5SP1A1MDRA-74067XX			6	7	120.65	113.03	111.76		71.12	121.41		66.04
5SP1A1MDRA-74047XX			4	7	115.57	107.95	106.68		66.04	116.33		60.96
5SP1A1MDRA-64156XX			15	6	130.81	123.19	121.92		87.63	131.57		82.55
5SP1A1MDRA-64084XX			8	4	100.33	92.71	91.44		69.85	101.09		64.77
5SP1A1MDRA-64078XX			7	8	123.19	115.57	114.3		67.31	123.95		62.23
5SP1A1MDRA-64077XX			7	7	116.84	109.22	107.95		67.31	117.6		62.23
5SP1A1MDRA-64074XX			7	4	97.79	90.17	88.9		67.31	98.55		62.23
5SP1A1MDRA-64066XX			6	6	107.95	100.33	99.06		64.77	108.71		59.69
5SP1A1MDRA-64065XX	6		6	5	101.6	93.98	92.71	47.63	64.77	102.36	43.82	59.69
5SP1A1MDRA-64064XX			6	4	95.25	87.63	86.36		64.77	96.01		59.69
5SP1A1MDRA-64055XX			5	5	99.06	91.44	90.17		62.23	99.82		57.15
5SP1A1MDRA-64044XX			4	4	90.17	82.55	81.28		59.69	90.93		54.61
5SP1A1MDRA-64043XX			4	3	83.82	76.2	74.93		59.69	84.58		54.61
5SP1A1MDRA-64042XX			4	2	77.47	69.85	68.58		59.69	78.23		54.61
5SP1A1MDRA-64041XX			4	1	71.12	63.5	62.23		59.69	71.88		54.61
5SP1A1MDRA-64026XX			2	6	97.79	90.17	88.9		54.61	98.55		49.53
5SP1A1MDRA-54085XX			8	5	100.33	92.71	91.44		63.5	101.09		58.42
5SP1A1MDRA-5406AXX			6	A=10	127	119.38	118.11		58.42	127.76		53.34
5SP1A1MDRA-54065XX			6	5	95.25	87.63	86.36		58.42	96.01		53.34
5SP1A1MDRA-54064XX	5		6	4	88.9	81.28	80.01	41.28	58.42	89.66	37.47	53.34
5SP1A1MDRA-54063XX			6	3	82.55	74.93	73.66		58.42	83.31		53.34
5SP1A1MDRA-54052XX			5	2	73.66	66.04	64.77		55.88	74.42		50.8
5SP1A1MDRA-54025XX			2	5	85.09	77.47	76.2		48.26	85.85		43.18
5SP1A1MDRA-44254XX			25	4	130.81	123.19	121.92		100.33	131.57		95.25
5SP1A1MDRA-44204XX			20	4	118.11	110.49	109.22		87.63	118.87		82.55
5SP1A1MDRA-44144XX			14	4	102.87	95.25	93.98		72.39	103.63		67.31
5SP1A1MDRA-44124XX			12	4	97.79	90.17	88.9		67.31	98.55		62.23
5SP1A1MDRA-44104XX			10	4	92.71	85.09	83.82		62.23	93.47		57.15
5SP1A1MDRA-44084XX			8	4	87.63	80.01	78.74		57.15	88.39		52.07
5SP1A1MDRA-44074XX			7	4	85.09	77.47	76.2		54.61	85.85		49.53
5SP1A1MDRA-44068XX			6	8	107.95	100.33	99.06		52.07	108.71		46.99
5SP1A1MDRA-44066XX			6	6	95.25	87.63	86.36		52.07	96.01		46.99
5SP1A1MDRA-44065XX			6	5	88.9	81.28	80.01		52.07	89.66		46.99
5SP1A1MDRA-44064XX	4		6	4	82.55	74.93	73.66	34.93	52.07	83.31	31.12	46.99
5SP1A1MDRA-44063XX			6	3	76.2	68.58	67.31		52.07	76.96		46.99
5SP1A1MDRA-44062XX			6	2	69.85	62.23	60.96		52.07	70.61		46.99
5SP1A1MDRA-44054XX			5	4	80.01	72.39	71.12		49.53	80.77		44.45
5SP1A1MDRA-44053XX			5	3	73.66	66.04	64.77		49.53	74.42		44.45
5SP1A1MDRA-44052XX			5	2	67.31	59.69	58.42		49.53	68.07		44.45
5SP1A1MDRA-44044XX			4	4	77.47	69.85	68.58		46.99	78.23		41.91
5SP1A1MDRA-44043XX			4	3	71.12	63.5	62.23		46.99	71.88		41.91
5SP1A1MDRA-44042XX			4	2	64.77	57.15	55.88		46.99	65.53		41.91
5SP1A1MDRA-44034XX			3	4	74.93	67.31	66.04		44.45	75.69		39.37
5SP1A1MDRA-44032XX			3	2	62.23	54.61	53.34		44.45	62.99		39.37
5SP1A1MDRA-44024XX			2	4	72.39	64.77	63.5		41.91	73.15		36.83
5SP1A1MDRA-34323XX		4	32	3	135.89	128.27	127		111.76	136.65		106.68
5SP1A1MDRA-34303XX			30	3	130.81	123.19	121.92		106.68	131.57		101.6
5SP1A1MDRA-34172XX			17	2	91.44	83.82	82.55		73.66	92.2		68.58
5SP1A1MDRA-34162XX			16	2	88.9	81.28	80.01		71.12	89.66		66.04
5SP1A1MDRA-34093XX			9	3	77.47	69.85	68.58		53.34	78.23		48.26
5SP1A1MDRA-34083XX			8	3	74.93	67.31	66.04		50.8	75.69		45.72
5SP1A1MDRA-34073XX			7	3	72.39	64.77	63.5		48.26	73.15		43.18
5SP1A1MDRA-34068XX			6	8	101.6	93.98	92.71		45.72	102.36		40.64
5SP1A1MDRA-34066XX			6	6	88.9	81.28	80.01		45.72	89.66		40.64
5SP1A1MDRA-34063XX	3		6	3	69.85	62.23	60.96	28.58	45.72	70.61	24.77	40.64
5SP1A1MDRA-34055XX			5	5	80.01	72.39	71.12		43.18	80.77		38.1
5SP1A1MDRA-34053XX			5	3	67.31	59.69	58.42		43.18	68.07		38.1
5SP1A1MDRA-34043XX			4	3	64.77	57.15	55.88		40.64	65.53		35.56
5SP1A1MDRA-34042XX			4	2	58.42	50.8	49.53		40.64	59.18		35.56
5SP1A1MDRA-34033XX			3	3	62.23	54.61	53.34		38.1	62.99		33.02
5SP1A1MDRA-34024XX			2	4	66.04	58.42	57.15		35.56	66.8		30.48
5SP1A1MDRA-34023XX			2	3	59.69	52.07	50.8		35.56	60.45		30.48
5SP1A1MDRA-34021XX			2	1	46.99	39.37	38.1		35.56	47.75		30.48
5SP1A1MDRA-34013XX			1	3	57.15	49.53	48.26		33.02	57.91		27.94
5SP1A1MDRA-24242XX			24	2	102.87	95.25	93.98		85.09	103.63		80.01
5SP1A1MDRA-24202XX			20	2	92.71	85.09	83.82		74.93	93.47		69.85
5SP1A1MDRA-24182XX			18	2	87.63	80.01	78.74		69.85	88.39		64.77
5SP1A1MDRA-24172XX			17	2	85.09	77.47	76.2		67.31	85.85		62.23
5SP1A1MDRA-24152XX			15	2	80.01	72.39	71.12		62.23	80.77		57.15
5SP1A1MDRA-24122XX			12	2	72.39	64.77	63.5		54.61	73.15		49.53
5SP1A1MDRA-24102XX			10	2	67.31	59.69	58.42		49.53	68.07		44.45
5SP1A1MDRA-24086XX			8	6	87.63	80.01	78.74		44.45	88.39		39.37
5SP1A1MDRA-24082XX			8	2	62.23	54.61	53.34		44.45	62.99		39.37
5SP1A1MDRA-2407EXX			7	E=14	135.89	128.27	127		41.91	136.65		36.83
5SP1A1MDRA-24072XX			7	2	59.69	52.07	50.8		41.91	60.45		36.83
5SP1A1MDRA-24068XX			6	8	95.25	87.63	86.36		39.37	96.01		34.29
5SP1A1MDRA-24064XX	2		6	4	69.85	62.23	60.96	22.23	39.37	70.61	18.42	34.29
5SP1A1MDRA-24063XX			6	3	63.5	55.88	54.61		39.37	64.26		34.29
5SP1A1MDRA-24062XX			6	2	57.15	49.53	48.26		39.37	57.91		34.29
5SP1A1MDRA-24052XX			5	2	54.61	46.99	45.72		36.83	55.37		31.75
5SP1A1MDRA-24046XX			4	6	77.47	69.85	68.58		34.29	78.23		29.21
5SP1A1MDRA-24044XX			4	4	64.77	57.15	55.88		34.29	65.53		29.21
5SP1A1MDRA-24042XX			4	2	52.07	44.45	43.18		34.29	52.83		29.21
5SP1A1MDRA-24035XX			3	5	68.58	60.96	59.69		31.75	69.34		26.67
5SP1A1MDRA-24032XX			3	2	49.53	41.91	40.64		31.75	50.29		26.67
5SP1A1MDRA-24031XX			3	1	43.18	35.56	34.29		31.75	43.94		26.67
5SP1A1MDRA-24022XX			2	2	46.99	39.37	38.1		29.21	47.75		24.13
5SP1A1MDRA-24021XX			2	1	40.64	33.02	31.75		29.21	41.4		24.13
5SP1A1MDRA-24012XX			1	2	44.45	36.83	35.56		26.67	45.21		21.59
5SP1A1MDRA-14201XX			20	1	80.01	72.39	71.12		68.58	80.77		63.5
5SP1A1MDRA-14181XX			18	1	74.93	67.31	66.04		63.5	75.69		58.42
5SP1A1MDRA-14162XX			16	2	76.2	68.58	67.31		58.42	76.96		53.34
5SP1A1MDRA-14151XX			15	1	67.31	59.69	58.42		55.88	68.07		50.8
5SP1A1MDRA-14121XX			12	1	59.69	52.07	50.8		48.26	60.45		43.18
5SP1A1MDRA-14111XX			11	1	57.15	49.53	48.26		45.72	57.91		40.64
5SP1A1MDRA-14102XX			10	2	60.96	53.34	52.07		43.18	61.72		38.1
5SP1A1MDRA-14101XX			10	1	54.61	46.99	45.72		43.18	55.37		38.1
5SP1A1MDRA-14091XX	1		9	1	52.07	44.45	43.18	15.88	40.64	52.83	12.07	35.56
5SP1A1MDRA-14081XX			8	1	49.53	41.91	40.64		38.1	50.29		33.02
5SP1A1MDRA-14061XX			6	1	44.45	36.83	35.56		33.02	45.21		27.94
5SP1A1MDRA-14051XX			5	1	41.91	34.29	33.02		30.48	42.67		25.4
5SP1A1MDRA-14041XX			4	1	39.37	31.75	30.48		27.94	40.13		22.86
5SP1A1MDRA-14031XX			3	1	36.83	29.21	27.94		25.4	37.59		20.32
5SP1A1MDRA-14022XX			2	2	40.64	33.02	31.75		22.86	41.4		17.78
5SP1A1MDRA-14021XX			2	1	34.29	26.67	25.4		22.86	35.05		17.78
5SP1A1MDRA-14011XX			1	1	31.75	24.13	22.86		20.32	32.51		15.24

Power Signal Power Conn. Male Straight Type

Specifications
Rating Voltage:50V
Rating Current: Power 30A Signal 2.5A
Contact Resistance:
Power 0.7mΩ Max Signal 20mΩ Max
Insulation Resistance: DC 500V
Power 10000MΩ Min Signal 500MW Min
Insulation Withstand Voltage:
Power 2500VAC/1min Signal 1000VAC/1min
Operation Temperature: -20°C to +105°C
Durability: 200 cycling

Material
Insulator: PA9T+33%G.F, UL 94V-0
Terminal Pin: Copper Alloy



Dim A= (No. of Left Power+No. of Right Power)×6.35
+(No. of Signal/4)×2.54+16.51±0.25

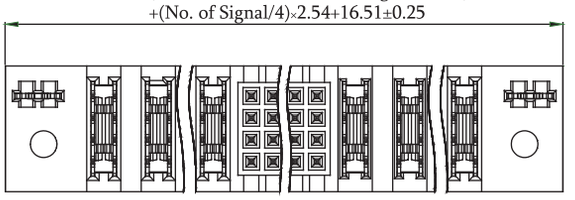

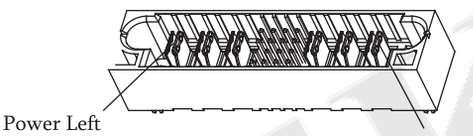

Dim B=(No. of Left Power+No. of Right Power)×6.35
+(No. of Signal/4)×2.54+8.89±0.15

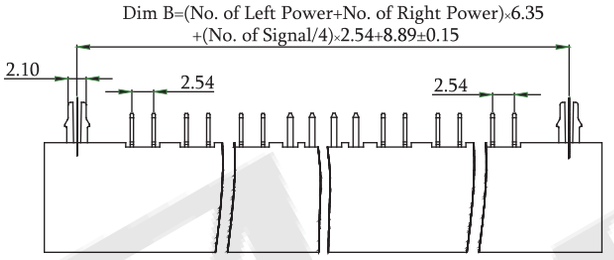

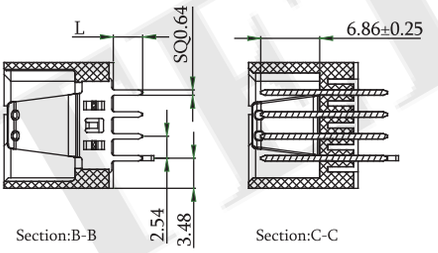

Dim C=(No. of Left Power+No. of Right Power)×6.35
+(No. of Signal/4)×2.54+7.62±0.15

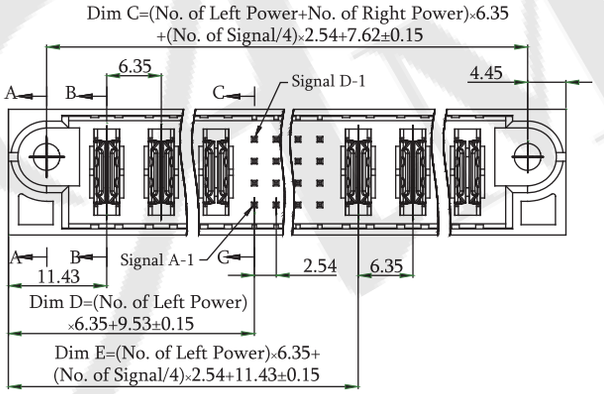

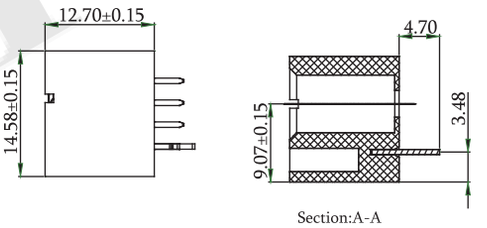

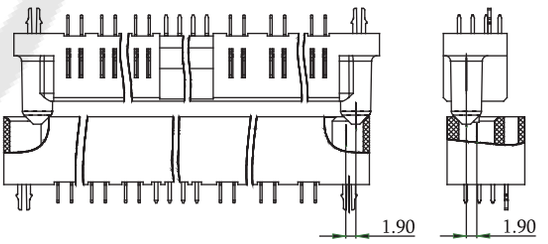

Blind Mate Guide Ends

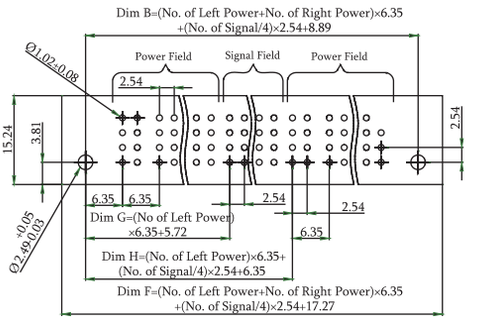

Recommended PCB Layout(Top Side)
(PCB TOLERANCE ±0.05)

ORDER INFORMATION

5 S P 1 A 1 M D S A - X 4 X X X X X X X B A U - X X

- M: Male
- DS: DIP Straight
- Power Pin No.Left (See Table)
- Signal Pin No. Row
- Signal Pin No. (See Table)
- Power Pin No.Right (See Table)
- Power Pin Plated: SB:Selective 10u" / SF:Selective 15u" / SD:Selective 30u"
- Signal Pin Plated: SB:Selective 10u" / SF:Selective 15u" / SD:Selective 30u"
- B:Black
- A:Tray, W/O Cap
- U:RoHS+Hi-Temp
- 01:L=3.43 / 02:L=2.29 / 03:L=4.19

Table

Part No.	No.Power (Left)	No.Signal (Row)	No.Signal (Pin)	No.Power (Right)	Dim A	Dim B	Dim C	Dim D	Dim E	Dim F	Dim G	Dim H
5SP1A1MDSA-B4053XX	B=11		5	3	118.11	110.49	109.22	79.38	93.98	118.87	75.57	88.9
5SP1A1MDSA-A421AXX	A=10		21	A=10	196.85	189.23	187.96	73.03	128.27	197.61	69.22	123.19
5SP1A1MDSA-84088XX			8	8	138.43	130.81	129.54		82.55	139.19		77.47
5SP1A1MDSA-84058XX	8		5	8	130.81	123.19	121.92	60.33	74.93	131.57	56.52	69.85
5SP1A1MDSA-84048XX			4	8	128.27	120.65	119.38		72.39	129.03		67.31
5SP1A1MDSA-74087XX	7		8	7	125.73	118.11	116.84	53.98	76.2	126.49	50.17	71.12
5SP1A1MDSA-64066XX	6		6	6	107.95	100.33	99.06	47.63	64.77	108.71	43.82	59.69
5SP1A1MDSA-54065XX	5		6	5	95.25	87.63	86.36	41.28	58.42	96.01	37.47	53.34
5SP1A1MDSA-44304XX			30	4	143.51	135.89	134.62		113.03	144.27		107.95
5SP1A1MDSA-44124XX			12	4	97.79	90.17	88.9		67.31	98.55		62.23
5SP1A1MDSA-44097XX			9	7	109.22	101.6	100.33		59.69	109.98		54.61
5SP1A1MDSA-44084XX			8	4	87.63	80.01	78.74		57.15	88.39		52.07
5SP1A1MDSA-44074XX			7	4	85.09	77.47	76.2		54.61	85.85		49.53
5SP1A1MDSA-44064XX	4		6	4	82.55	74.93	73.66	34.93	52.07	83.31	31.12	46.99
5SP1A1MDSA-44034XX			3	4	74.93	67.31	66.04		44.45	75.69		39.37
5SP1A1MDSA-44032XX			3	2	62.23	54.61	53.34		44.45	62.99		39.37
5SP1A1MDSA-44024XX			2	4	72.39	64.77	63.5		41.91	73.15		36.83
5SP1A1MDSA-44014XX			1	4	69.85	62.23	60.96		39.37	70.61		34.29
5SP1A1MDSA-44012XX			1	2	57.15	49.53	48.26		39.37	57.91		34.29
5SP1A1MDSA-34123XX			12	3	85.09	77.47	76.2		60.96	85.85		55.88
5SP1A1MDSA-34103XX			10	3	80.01	72.39	71.12		55.88	80.77		50.8
5SP1A1MDSA-34083XX			8	3	74.93	67.31	66.04		50.8	75.69		45.72
5SP1A1MDSA-34068XX			6	8	101.6	93.98	92.71		45.72	102.36		40.64
5SP1A1MDSA-34063XX	3		6	3	69.85	62.23	60.96	28.58	45.72	70.61	24.77	40.64
5SP1A1MDSA-34043XX			4	3	64.77	57.15	55.88		40.64	65.53		35.56
5SP1A1MDSA-34033XX		4	3	3	62.23	54.61	53.34		38.1	62.99		33.02
5SP1A1MDSA-34032XX			3	2	55.88	48.26	46.99		38.1	56.64		33.02
5SP1A1MDSA-34013XX			1	3	57.15	49.53	48.26		33.02	57.91		27.94
5SP1A1MDSA-24242XX			24		102.87	95.25	93.98		85.09	103.63		80.01
5SP1A1MDSA-24202XX			20		92.71	85.09	83.82		74.93	93.47		69.85
5SP1A1MDSA-24152XX			15		80.01	72.39	71.12		62.23	80.77		57.15
5SP1A1MDSA-24122XX			12		72.39	64.77	63.5		54.61	73.15		49.53
5SP1A1MDSA-24102XX			10		67.31	59.69	58.42		49.53	68.07		44.45
5SP1A1MDSA-24082XX	2		8	2	62.23	54.61	53.34	22.23	44.45	62.99	18.42	39.37
5SP1A1MDSA-24062XX			6		57.15	49.53	48.26		39.37	57.91		34.29
5SP1A1MDSA-24052XX			5		54.61	46.99	45.72		36.83	55.37		31.75
5SP1A1MDSA-24042XX			4		52.07	44.45	43.18		34.29	52.83		29.21
5SP1A1MDSA-24032XX			3		49.53	41.91	40.64		31.75	50.29		26.67
5SP1A1MDSA-24022XX			2		46.99	39.37	38.1		29.21	47.75		24.13
5SP1A1MDSA-24012XX			1		44.45	36.83	35.56		26.67	45.21		21.59
5SP1A1MDSA-14371XX			37		123.19	115.57	114.3		111.76	123.95		106.68
5SP1A1MDSA-14321XX			32		110.49	102.87	101.6		99.06	111.25		93.98
5SP1A1MDSA-14251XX			25		92.71	85.09	83.82		81.28	93.47		76.2
5SP1A1MDSA-14151XX			15		67.31	59.69	58.42		55.88	68.07		50.8
5SP1A1MDSA-14121XX			12		59.69	52.07	50.8		48.26	60.45		43.18
5SP1A1MDSA-14081XX	1		8	1	49.53	41.91	40.64	15.88	38.1	50.29	12.07	33.02
5SP1A1MDSA-14061XX			6		44.45	36.83	35.56		33.02	45.21		27.94
5SP1A1MDSA-14051XX			5		41.91	34.29	33.02		30.48	42.67		25.4
5SP1A1MDSA-14041XX			4		39.37	31.75	30.48		27.94	40.13		22.86
5SP1A1MDSA-14031XX			3		36.83	29.21	27.94		25.4	37.59		20.32
5SP1A1MDSA-14021XX			2		34.29	26.67	25.4		22.86	35.05		17.78
5SP1A1MDSA-14011XX			1		31.75	24.13	22.86		20.32	32.51		15.24

Power Signal Conn. Female Straight Type

Specifications
Rating Voltage:50V
Rating Current: Power 30A Signal 2.5A
Contact Resistance:
Power 0.7mΩ Max Signal 20mΩ Max
Insulation Resistance: DC 500V
Power 10000MΩ Min Signal 500MW Min
Insulation Withstand Voltage:
Power 2500VAC/1min Signal 1000VAC/1min
Operation Temperature: -20°C to +105°C
Durability: 200 cycling

Material
Insulator: PA9T+33%G.F, UL 94V-0
Terminal Pin: Copper Alloy



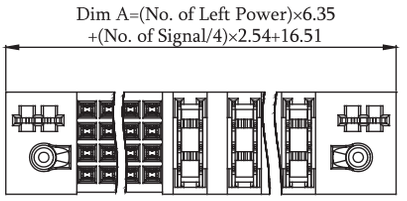

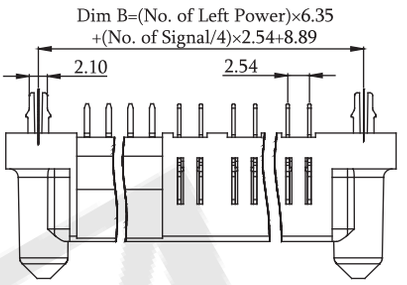

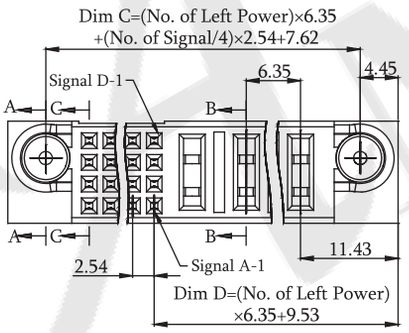

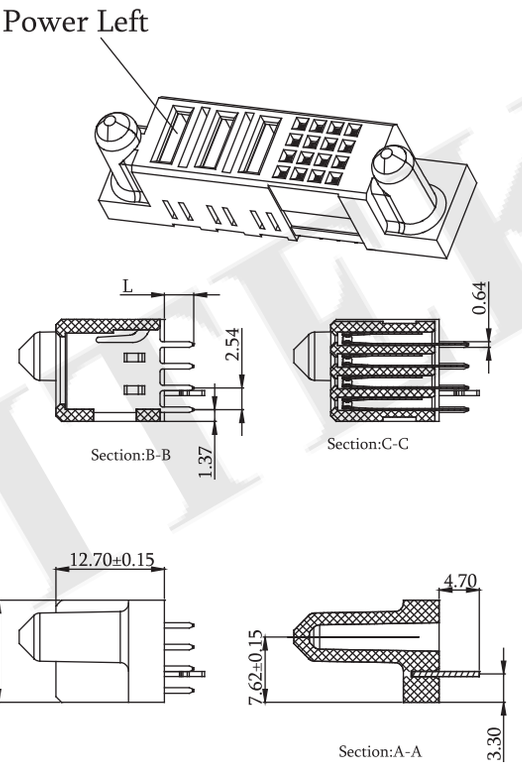

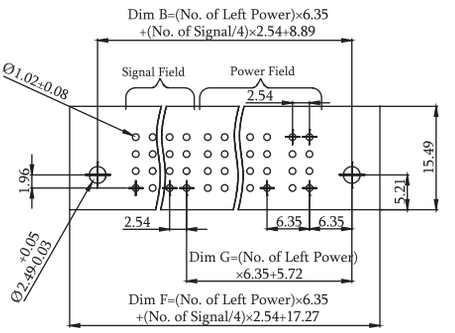

Recommended PCB Layout(Top Side)
(PCB TOLERANCE ±0.05)

ORDER INFORMATION

5 S P 1 C 1 F D S A - X 4 X X 0 X X X X B A U - X X

- F: F:Female
- DS: DS: DIP Straight
- Power Pin No.Left (See Table): X
- Signal Pin No. Row: 4
- Signal Pin No. (See Table): X X
- Power Pin Plated: X X X X
  - SB:Selective 10u"
  - SF:Selective 15u"
  - SD:Selective 30u"
- Signal Pin Plated: X X X X
  - SB:Selective 10u"
  - SF:Selective 15u"
  - SD:Selective 30u"
- B: B:Black
- A: A:Tray, W/O Cap
- U: U:RoHS+Hi-Temp
- X X:
  - 01:L=3.43
  - 02:L=2.29
  - 03:L=4.19

Table

Part No.	No.Power (Left)	No.Signal (Row)	No.Signal (Pin)	Dim A	Dim B	Dim C	Dim D	Dim F	Dim G
5SP1C1FDSA-L4030XX	L=20		3	151.13	143.51	142.24	136.53	151.89	132.72
5SP1C1FDSA-E4080XX	E=14		8	125.73	118.11	116.84	98.43	126.49	94.62
5SP1C1FDSA-E4060XX			6	120.65	113.03	111.76		121.41	
5SP1C1FDSA-D4030XX	D=13		3	106.68	99.06	97.79	92.08	107.44	88.27
5SP1C1FDSA-C4060XX	C=12		6	107.95	100.33	99.06	85.73	108.71	81.92
5SP1C1FDSA-C4050XX			5	105.41	97.79	96.52		106.17	
5SP1C1FDSA-A4060XX	A=10		6	95.25	87.63	86.36	73.03	96.01	69.22
5SP1C1FDSA-A4030XX			3	87.63	80.01	78.74		88.39	
5SP1C1FDSA-94050XX	9		5	86.36	78.74	77.47	66.68	87.12	62.87
5SP1C1FDSA-84110XX	8		11	95.25	87.63	86.36	60.33	96.01	56.52
5SP1C1FDSA-84060XX			6	82.55	74.93	73.66		83.31	
5SP1C1FDSA-84040XX			4	77.47	69.85	68.58		78.23	
5SP1C1FDSA-84030XX			3	74.93	67.31	66.04		75.69	
5SP1C1FDSA-84020XX			2	72.39	64.77	63.5		73.15	
5SP1C1FDSA-74100XX	7		10	86.36	78.74	77.47	53.98	87.12	50.17
5SP1C1FDSA-74060XX			6	76.2	68.58	67.31		76.96	
5SP1C1FDSA-64260XX	6		26	120.65	113.03	111.76	47.63	121.41	43.82
5SP1C1FDSA-64100XX			10	80.01	72.39	71.12		80.77	
5SP1C1FDSA-64090XX			9	77.47	69.85	68.58		78.23	
5SP1C1FDSA-64080XX			8	74.93	67.31	66.04		75.69	
5SP1C1FDSA-64060XX			6	69.85	62.23	60.96		70.61	
5SP1C1FDSA-64050XX			5	67.31	59.69	58.42		68.07	
5SP1C1FDSA-64040XX		4	4	64.77	57.15	55.88		65.53	
5SP1C1FDSA-64030XX			3	62.23	54.61	53.34		62.99	
5SP1C1FDSA-64020XX			2	59.69	52.07	50.8		60.45	
5SP1C1FDSA-54060XX	5		6	63.5	55.88	54.61	41.28	64.26	37.47
5SP1C1FDSA-54040XX			4	58.42	50.8	49.53		59.18	
5SP1C1FDSA-44150XX	4		15	80.01	72.39	71.12	34.93	80.77	31.12
5SP1C1FDSA-44080XX			8	62.23	54.61	53.34		62.99	
5SP1C1FDSA-44060XX			6	57.15	49.53	48.26		57.91	
5SP1C1FDSA-44050XX			5	54.61	46.99	45.72		55.37	
5SP1C1FDSA-44040XX			4	52.07	44.45	43.18		52.83	
5SP1C1FDSA-44020XX			2	46.99	39.37	38.1		47.75	
5SP1C1FDSA-34040XX	3		4	45.72	38.1	36.83	28.58	46.48	24.77
5SP1C1FDSA-34010XX			1	38.1	30.48	29.21		38.86	
5SP1C1FDSA-24190XX	2		19	77.47	69.85	68.58	22.23	78.23	18.42
5SP1C1FDSA-24100XX			10	54.61	46.99	45.72		55.37	
5SP1C1FDSA-24090XX			9	52.07	44.45	43.18		52.83	
5SP1C1FDSA-24060XX			6	44.45	36.83	35.56		45.21	
5SP1C1FDSA-24040XX			4	39.37	31.75	30.48		40.13	
5SP1C1FDSA-24030XX			3	36.83	29.21	27.94		37.59	
5SP1C1FDSA-24020XX			2	34.29	26.67	25.4		35.05	
5SP1C1FDSA-24010XX			1	31.75	24.13	22.86		32.51	
5SP1C1FDSA-14090XX	1		9	45.72	38.1	36.83	15.88	46.48	12.07
5SP1C1FDSA-14050XX			5	35.56	27.94	26.67		36.32	

Power Signal Conn. Male Right Angle Type

Specifications
Rating Voltage:50V
Rating Current: Power 30A Signal 2.5A
Contact Resistance:
Power 0.7mΩ Max Signal 20mΩ Max
Insulation Resistance: DC 500V
Power 10000MΩ Min Signal 500MW Min
Insulation Withstand Voltage:
Power 2500VAC/1min Signal 1000VAC/1min
Operation Temperature: -20°C to +105°C
Durability: 200 cycling

Material
Insulator: PA9T+33%G.F, UL 94V-0
Terminal Pin: Copper Alloy



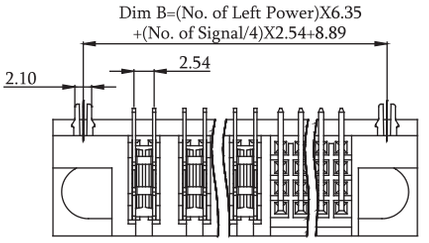

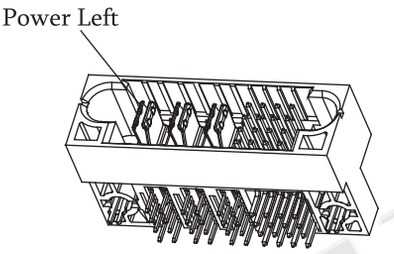

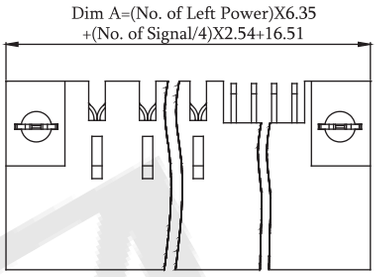

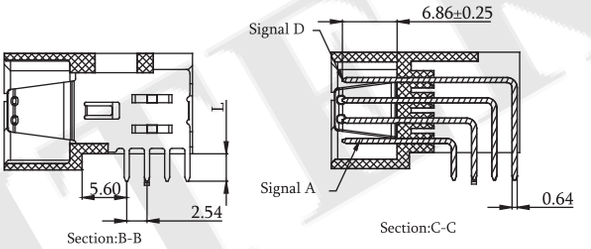

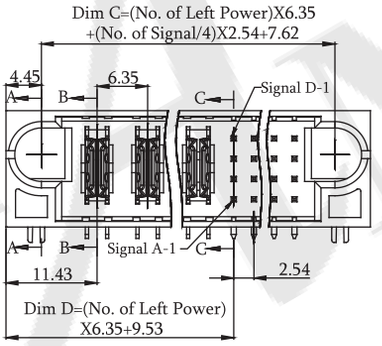

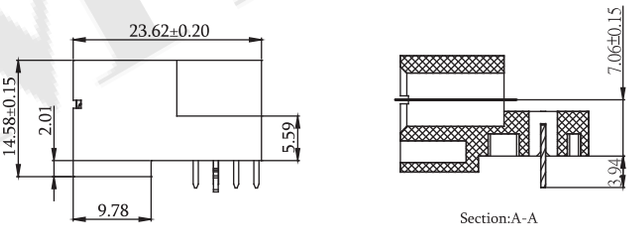

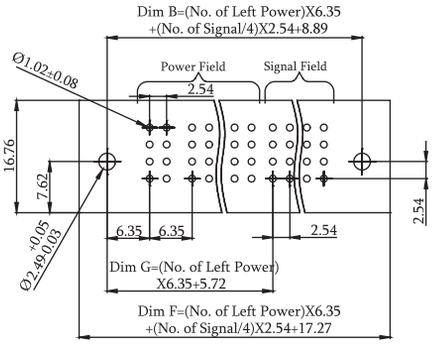

Recommended PCB Layout(Top Side)
(PCB TOLERANCE ±0.05)

ORDER INFORMATION

5 S P 1 C 1 M D R A - X 4 X X 0 X X X X B A U - X X

- M: M:Male
- D: DR: DIP R/A
- X: Power Pin No.Left (See Table)
- 4: Signal Pin No. Row
- X X: Signal Pin No. (See Table)
- X X X X: Power Pin Plated
  - SB:Selective 10u"
  - SF:Selective 15u"
  - SD:Selective 30u"
- B: B:Black
- A: A:Tray, W/O Cap
- U: U:RoHS+Hi-Temp
- X X: Signal Pin Plated
  - SB:Selective 10u"
  - SF:Selective 15u"
  - SD:Selective 30u"
- X X: 01:L=3.43 / 02:L=2.29 / 03:L=4.19

Table

Part No.	No.Power (Left)	No.Signal (Row)	No.Signal (Pin)	Dim A	Dim B	Dim C	Dim D	Dim F	Dim G
5SP1C1MDRA-L4050XX	L=20	4	5	156.21	148.59	147.32	136.53	156.97	132.72
5SP1C1MDRA-L4030XX			3	151.13	143.51	142.24	136.53	151.89	
5SP1C1MDRA-E4060XX	E=14		6	120.65	113.03	111.76	98.43	121.41	94.62
5SP1C1MDRA-E4030XX			3	113.03	105.41	104.14	98.43	113.79	
5SP1C1MDRA-D4030XX	D=13		3	106.68	99.06	97.79	92.08	107.44	88.27
5SP1C1MDRA-C4060XX	C=12		6	107.95	100.33	99.06	85.73	108.71	81.92
5SP1C1MDRA-C4050XX			5	105.41	97.79	96.52	85.73	106.17	
5SP1C1MDRA-C4030XX			3	100.33	92.71	91.44	85.73	101.09	
5SP1C1MDRA-B4080XX	B=11		8	106.68	99.06	97.79	79.38	107.44	75.57
5SP1C1MDRA-B4060XX			6	101.6	93.98	92.71	79.38	102.36	
5SP1C1MDRA-A4070XX	A=10		7	97.79	90.17	88.9	73.03	98.55	69.22
5SP1C1MDRA-A4060XX			6	95.25	87.63	86.36	73.03	96.01	
5SP1C1MDRA-A4050XX			5	92.71	85.09	83.82	73.03	93.47	
5SP1C1MDRA-A4040XX			4	90.17	82.55	81.28	73.03	90.93	
5SP1C1MDRA-A4020XX			2	85.09	77.47	76.2	73.03	85.85	
5SP1C1MDRA-94060XX	9		6	88.9	81.28	80.01	66.68	89.66	62.87
5SP1C1MDRA-94050XX			5	86.36	78.74	77.47	66.68	87.12	
5SP1C1MDRA-94040XX			4	83.82	76.2	74.93	66.68	84.58	
5SP1C1MDRA-94030XX			3	81.28	73.66	72.39	66.68	82.04	
5SP1C1MDRA-84070XX	8		7	85.09	77.47	76.2	60.33	85.85	56.52
5SP1C1MDRA-84060XX			6	82.55	74.93	73.66	60.33	83.31	
5SP1C1MDRA-84040XX			4	77.47	69.85	68.58	60.33	78.23	
5SP1C1MDRA-84030XX			3	74.93	67.31	66.04	60.33	75.69	
5SP1C1MDRA-84020XX			2	72.39	64.77	63.5	60.33	73.15	
5SP1C1MDRA-74100XX	7		10	86.36	78.74	77.47	53.98	87.12	50.17
5SP1C1MDRA-74060XX			6	76.2	68.58	67.31	53.98	76.96	
5SP1C1MDRA-74040XX			4	71.12	63.5	62.23	53.98	71.88	
5SP1C1MDRA-64260XX	6		26	120.65	113.03	111.76	47.63	121.41	43.82
5SP1C1MDRA-64150XX			15	92.71	85.09	83.82	47.63	93.47	
5SP1C1MDRA-64100XX			10	80.01	72.39	71.12	47.63	80.77	
5SP1C1MDRA-64090XX			9	77.47	69.85	68.58	47.63	78.23	
5SP1C1MDRA-64080XX			8	74.93	67.31	66.04	47.63	75.69	
5SP1C1MDRA-64060XX			6	69.85	62.23	60.96	47.63	70.61	
5SP1C1MDRA-64050XX			5	67.31	59.69	58.42	47.63	68.07	
5SP1C1MDRA-64040XX			4	64.77	57.15	55.88	47.63	65.53	
5SP1C1MDRA-64030XX			3	62.23	54.61	53.34	47.63	62.99	
5SP1C1MDRA-64020XX			2	59.69	52.07	50.8	47.63	60.45	
5SP1C1MDRA-54060XX	5		6	63.5	55.88	54.61	41.28	64.26	37.47
5SP1C1MDRA-54020XX			2	53.34	45.72	44.45	41.28	54.1	
5SP1C1MDRA-44300XX	4		30	118.11	110.49	109.22	34.93	118.87	31.12
5SP1C1MDRA-44150XX			15	80.01	72.39	71.12	34.93	80.77	
5SP1C1MDRA-44120XX			12	72.39	64.77	63.5	34.93	73.15	
5SP1C1MDRA-44080XX			8	62.23	54.61	53.34	34.93	62.99	
5SP1C1MDRA-44060XX			6	57.15	49.53	48.26	34.93	57.91	
5SP1C1MDRA-44050XX			5	54.61	46.99	45.72	34.93	55.37	
5SP1C1MDRA-44040XX			4	52.07	44.45	43.18	34.93	52.83	
5SP1C1MDRA-44030XX			3	49.53	41.91	40.64	34.93	50.29	
5SP1C1MDRA-44020XX			2	46.99	39.37	38.1	34.93	47.75	
5SP1C1MDRA-34080XX	3		8	55.88	48.26	46.99	28.58	56.64	24.77
5SP1C1MDRA-34060XX			6	50.8	43.18	41.91	28.58	51.56	
5SP1C1MDRA-34040XX			4	45.72	38.1	36.83	28.58	46.48	
5SP1C1MDRA-24360XX	2		36	120.65	113.03	111.76	22.23	121.41	18.42
5SP1C1MDRA-24190XX			19	77.47	69.85	68.58	22.23	78.23	
5SP1C1MDRA-24120XX			12	59.69	52.07	50.8	22.23	60.45	
5SP1C1MDRA-24100XX			10	54.61	46.99	45.72	22.23	55.37	
5SP1C1MDRA-24090XX			9	52.07	44.45	43.18	22.23	52.83	
5SP1C1MDRA-24080XX			8	49.53	41.91	40.64	22.23	50.29	
5SP1C1MDRA-24060XX			6	44.45	36.83	35.56	22.23	45.21	
5SP1C1MDRA-24050XX			5	41.91	34.29	33.02	22.23	42.67	
5SP1C1MDRA-24040XX			4	39.37	31.75	30.48	22.23	40.13	
5SP1C1MDRA-24030XX			3	36.83	29.21	27.94	22.23	37.59	
5SP1C1MDRA-24020XX			2	34.29	26.67	25.4	22.23	35.05	
5SP1C1MDRA-24010XX			1	31.75	24.13	22.86	22.23	32.51	
5SP1C1MDRA-14090XX	1		9	45.72	38.1	36.83	15.88	46.48	12.07

Signal Power Conn. Femle Right Angle Type

Specifications
Rating Voltage:50V
Rating Current: Power 30A Signal 2.5A
Contact Resistance:
Power 0.7mΩ Max Signal 20mΩ Max
Insulation Resistance: DC 500V
Power 10000MΩ Min Signal 500MW Min
Insulation Withstand Voltage:
Power 2500VAC/1min Signal 1000VAC/1min
Operation Temperature: -20°C to +105°C
Durability: 200 cycling

Material
Insulator: PA9T+33%G.F, UL 94V-0
Terminal Pin: Copper Alloy



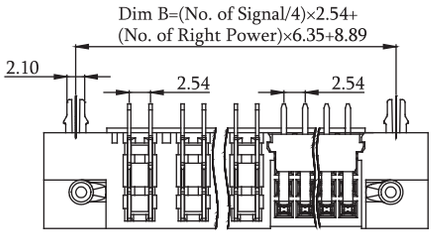

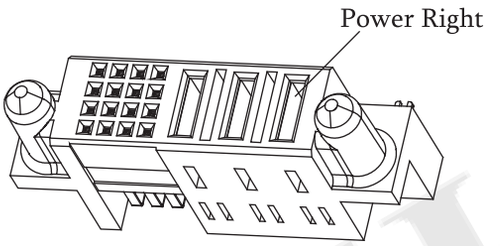

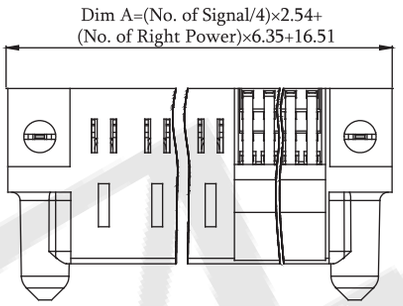

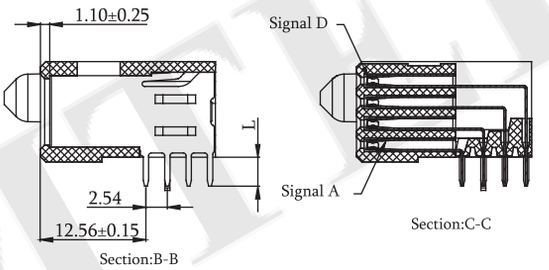

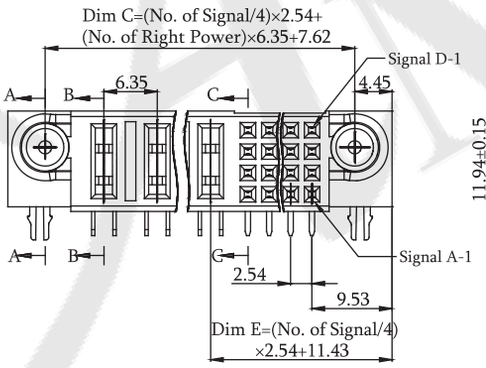

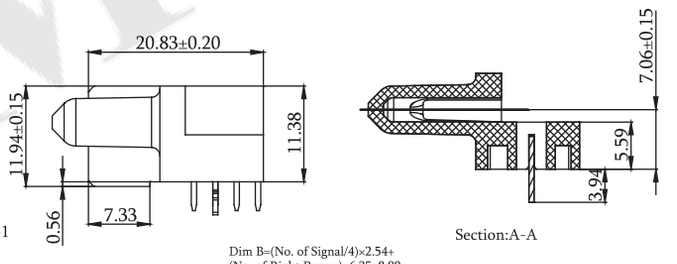

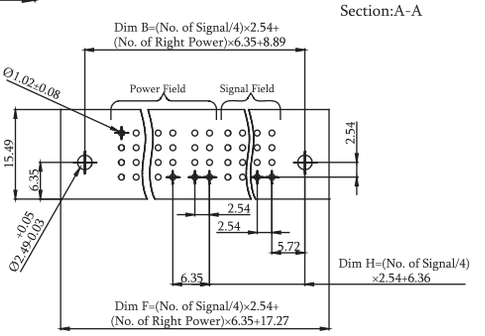

Recommended PCB Layout(Top Side)
(PCB TOLERANCE ±0.05)

ORDER INFORMATION

5 S P 1 B 1 F D R A - 0 4 X X X X X X X B A U - 0 1

- F: F:Female
- DR: DR: DIP R/A
- 04: Signal Pin No. Row
- XX: Signal Pin No. (See Table)
- X: Power Pin No.Right (See Table)
- XXXX: Power Pin Plated / Signal Pin Plated
  - SB:Selective 10u"
  - SF:Selective 15u"
  - SD:Selective 30u"
- B: B:Black
- A: A:Tray, W/O Cap
- U: U:RoHS+Hi-Temp

Table

Part No.	No.Signal (Row)	No.Signal (Pin)	No.Power (Right)	Dim A	Dim B	Dim C	Dim E	Dim F	Dim H
5SP1B1FDRA-04342XX	4	34	2	115.57	107.95	106.68	97.79	116.33	92.71
5SP1B1FDRA-04185XX		18	5	93.98	86.36	85.09	57.15	94.74	52.07
5SP1B1FDRA-04162XX		16	2	69.85	62.23	60.96	52.07	70.61	46.99
5SP1B1FDRA-0412JXX		12	J=18	161.29	153.67	152.4	41.91	162.05	36.83
5SP1B1FDRA-0412CXX			C=12	123.19	115.57	114.3		123.95	
5SP1B1FDRA-04107XX		10	7	86.36	78.74	77.47	36.83	87.12	31.75
5SP1B1FDRA-04095XX		9	5	71.12	63.5	62.23	34.29	71.88	29.21
5SP1B1FDRA-04093XX		9	3	58.42	50.8	49.53	34.29	59.18	
5SP1B1FDRA-0408JXX		8	J=18	151.13	143.51	142.24	31.75	151.89	26.67
5SP1B1FDRA-0408EXX			E=14	125.73	118.11	116.84		126.49	
5SP1B1FDRA-0408CXX			C=12	113.03	105.41	104.14		113.79	
5SP1B1FDRA-0408BXX			B=11	106.68	99.06	97.79		107.44	
5SP1B1FDRA-04086XX			6	74.93	67.31	66.04		75.69	
5SP1B1FDRA-04084XX			4	62.23	54.61	53.34		62.99	
5SP1B1FDRA-0407CXX		7	C=12	110.49	102.87	101.6	29.21	111.25	24.13
5SP1B1FDRA-04078XX			8	85.09	77.47	76.2		85.85	
5SP1B1FDRA-04076XX			6	72.39	64.77	63.5		73.15	
5SP1B1FDRA-04074XX			4	59.69	52.07	50.8		60.45	
5SP1B1FDRA-04072XX			2	46.99	39.37	38.1		47.75	
5SP1B1FDRA-0406LXX		6	L=20	158.75	151.13	149.86	26.67	159.51	21.59
5SP1B1FDRA-0406GXX			G=16	133.35	125.73	124.46		134.11	
5SP1B1FDRA-0406CXX			C=12	107.95	100.33	99.06		108.71	
5SP1B1FDRA-0406AXX			A=10	95.25	87.63	86.36		96.01	
5SP1B1FDRA-04068XX			8	82.55	74.93	73.66		83.31	
5SP1B1FDRA-04067XX			7	76.2	68.58	67.31		76.96	
5SP1B1FDRA-04065XX			5	63.5	55.88	54.61		64.26	
5SP1B1FDRA-04064XX			4	57.15	49.53	48.26		57.91	
5SP1B1FDRA-04062XX			2	44.45	36.83	35.56		45.21	
5SP1B1FDRA-0405EXX		5	E=14	118.11	110.49	109.22	24.13	118.87	19.05
5SP1B1FDRA-04056XX			6	67.31	59.69	58.42		68.07	
5SP1B1FDRA-04054XX			4	54.61	46.99	45.72		55.37	
5SP1B1FDRA-04052XX			2	41.91	34.29	33.02		42.67	
5SP1B1FDRA-0404GXX		4	G=16	128.27	120.65	119.38	21.59	129.03	16.51
5SP1B1FDRA-0404CXX			C=12	102.87	95.25	93.98		103.63	
5SP1B1FDRA-04045XX			5	58.42	50.8	49.53		59.18	
5SP1B1FDRA-04044XX			4	52.07	44.45	43.18		52.83	
5SP1B1FDRA-04042XX			2	39.37	31.75	30.48		40.13	
5SP1B1FDRA-0403JXX		3	J=18	138.43	130.81	129.54	19.05	139.19	13.97
5SP1B1FDRA-0403AXX			A=10	87.63	80.01	78.74		88.39	
5SP1B1FDRA-04038XX			8	74.93	67.31	66.04		75.69	
5SP1B1FDRA-04036XX			6	62.23	54.61	53.34		62.99	
5SP1B1FDRA-04035XX			5	55.88	48.26	46.99		56.64	
5SP1B1FDRA-04034XX			4	49.53	41.91	40.64		50.29	
5SP1B1FDRA-0402AXX		2	A=10	85.09	77.47	76.2	16.51	85.85	11.43
5SP1B1FDRA-04026XX			6	59.69	52.07	50.8		60.45	
5SP1B1FDRA-04024XX			4	46.99	39.37	38.1		47.75	
5SP1B1FDRA-04023XX			3	40.64	33.02	31.75		41.4	
5SP1B1FDRA-04022XX			2	34.29	26.67	25.4		35.05	
5SP1B1FDRA-04014XX		1	4	44.45	36.83	35.56	13.97	45.21	8.89

Signal Power Conn. Femle Straight Type

Specifications
Rating Voltage:50V
Rating Current: Power 30A Signal 2.5A
Contact Resistance:
Power 0.7mΩ Max Signal 20mΩ Max
Insulation Resistance: DC 500V
Power 10000MΩ Min Signal 500MW Min
Insulation Withstand Voltage:
Power 2500VAC/1min Signal 1000VAC/1min
Operation Temperature: -20°C to +105°C
Durability: 200 cycling

Material
Insulator: PA9T+33%G.F, UL 94V-0
Terminal Pin: Copper Alloy



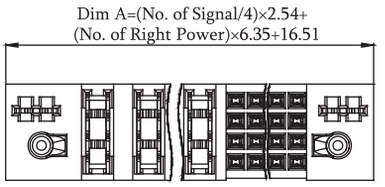

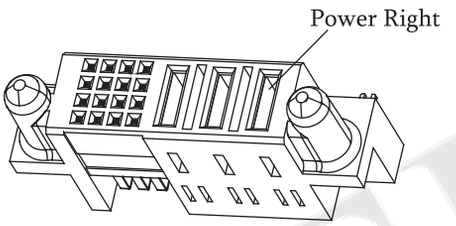

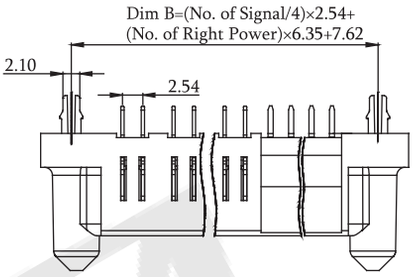

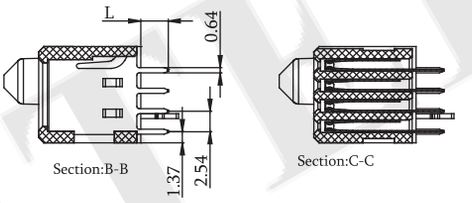

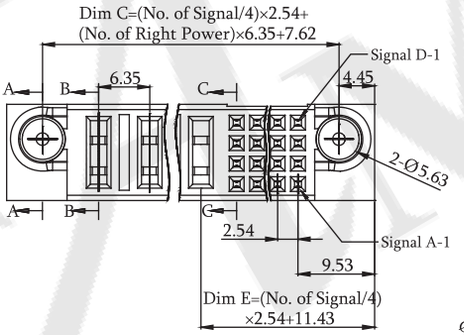

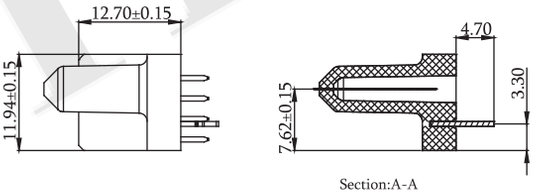

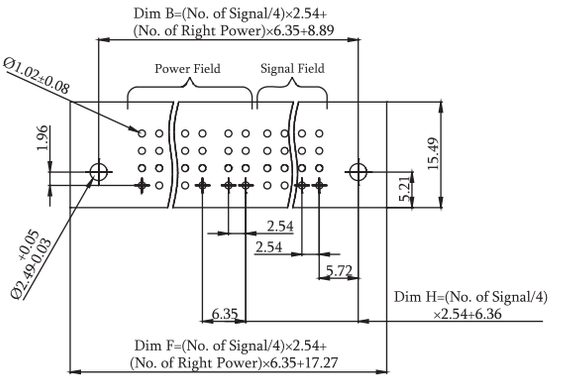

Recommended PCB Layout(Top Side)
(PCB TOLERANCE ±0.05)

ORDER INFORMATION

5 S P 1 B 1 F D S A - 0 4 X X X X X X X B A U - X X

- F: F:Female
- DS: DS: DIP Straight
- 04: Signal Pin No. Row
- XX: Signal Pin No. (See Table)
- X: Power Pin No.Right (See Table)
- XXXX: Power Pin Plated
  - SB:Selective 10u"
  - SF:Selective 15u"
  - SD:Selective 30u"
- B: Signal Pin Plated
  - SB:Selective 10u"
  - SF:Selective 15u"
  - SD:Selective 30u"
- A: B:Black
- A: A:Tray, W/O Cap
- U: U:RoHS+Hi-Temp
- XX:
  - 01:L=3.43
  - 02:L=2.29
  - 03:L=4.19

Table

Part No.	No.Signal (Row)	No.Signal (Pin)	No.Power (Right)	Dim A	Dim B	Dim C	Dim E	Dim F	Dim H
5SP1B1FDSA-04163XX	4	16	3	76.2	68.58	67.31	52.07	76.96	46.99
5SP1B1FDSA-04123XX		12	3	66.04	58.42	57.15	41.91	66.8	36.83
5SP1B1FDSA-04122XX		12	2	59.69	52.07	50.8	41.91	60.45	36.83
5SP1B1FDSA-04107XX		10	7	86.36	78.74	77.47	36.83	87.12	31.75
5SP1B1FDSA-0408LXX		8	L=20	163.83	156.21	154.94	31.75	164.59	26.67
5SP1B1FDSA-0408JXX			J=18	151.13	143.51	142.24		151.89	
5SP1B1FDSA-0408EXX			E=14	125.73	118.11	116.84		126.49	
5SP1B1FDSA-0408CXX			C=12	113.03	105.41	104.14		113.79	
5SP1B1FDSA-0408BXX			B=11	106.68	99.06	97.79		107.44	
5SP1B1FDSA-04082XX			2	49.53	41.91	40.64		50.29	
5SP1B1FDSA-0407CXX		7	C=12	110.49	102.87	101.6	29.21	111.25	24.13
5SP1B1FDSA-0406EXX		6	E=14	120.65	113.03	111.76	26.67	121.41	21.59
5SP1B1FDSA-0406AXX			A=10	95.25	87.63	86.36		96.01	
5SP1B1FDSA-04069XX			9	88.9	81.28	80.01		89.66	
5SP1B1FDSA-04068XX			8	82.55	74.93	73.66		83.31	
5SP1B1FDSA-04067XX			7	76.2	68.58	67.31		76.96	
5SP1B1FDSA-04066XX			6	69.85	62.23	60.96		70.61	
5SP1B1FDSA-04064XX			4	57.15	49.53	48.26		57.91	
5SP1B1FDSA-04056XX		5	6	67.31	59.69	58.42	24.13	68.07	19.05
5SP1B1FDSA-04055XX			5	60.96	53.34	52.07		61.72	
5SP1B1FDSA-04054XX			4	54.61	46.99	45.72		55.37	
5SP1B1FDSA-04051XX			1	35.56	27.94	26.67		36.32	
5SP1B1FDSA-0404GXX		4	G=16	128.27	120.65	119.38	21.59	129.03	16.51
5SP1B1FDSA-04048XX			8	77.47	69.85	68.58		78.23	
5SP1B1FDSA-04045XX			5	58.42	50.8	49.53		59.18	
5SP1B1FDSA-04044XX			4	52.07	44.45	43.18		52.83	
5SP1B1FDSA-04042XX			2	39.37	31.75	30.48		40.13	
5SP1B1FDSA-0403JXX		3	J=18	138.43	130.81	129.54	19.05	139.19	13.97
5SP1B1FDSA-04038XX			8	74.93	67.31	66.04		75.69	
5SP1B1FDSA-04036XX			6	62.23	54.61	53.34		62.99	
5SP1B1FDSA-04034XX			4	49.53	41.91	40.64		50.29	
5SP1B1FDSA-04032XX			2	36.83	29.21	27.94		37.59	
5SP1B1FDSA-0402AXX		2	A=10	85.09	77.47	76.2	16.51	85.85	11.43
5SP1B1FDSA-04024XX			4	46.99	39.37	38.1		47.75	
5SP1B1FDSA-04023XX			3	40.64	33.02	31.75		41.4	
5SP1B1FDSA-04016XX		1	6	57.15	49.53	48.26	13.97	57.91	8.89
5SP1B1FDSA-04014XX			4	44.45	36.83	35.56		45.21	

Signal Power Conn. Male Right Angle Type

Specifications
Rating Voltage:50V
Rating Current: Power 30A Signal 2.5A
Contact Resistance:
Power 0.7mΩ Max Signal 20mΩ Max
Insulation Resistance: DC 500V
Power 10000MΩ Min Signal 500MW Min
Insulation Withstand Voltage:
Power 2500VAC/1min Signal 1000VAC/1min
Operation Temperature: -20°C to +105°C
Durability: 200 cycling

Material
Insulator: PA9T+33%G.F, UL 94V-0
Terminal Pin: Copper Alloy



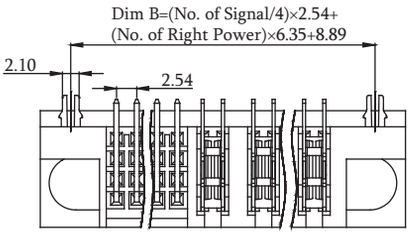

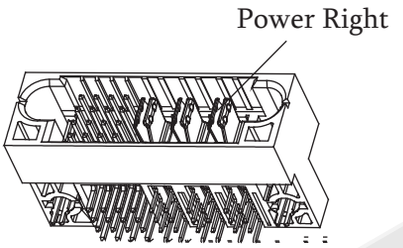

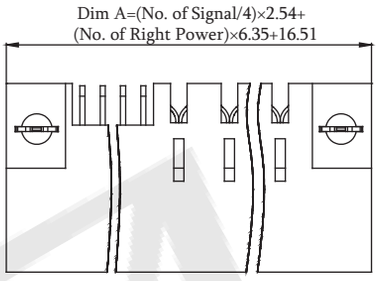

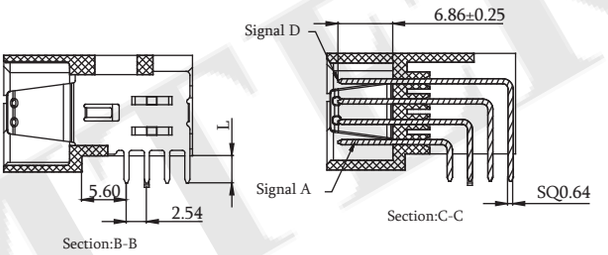

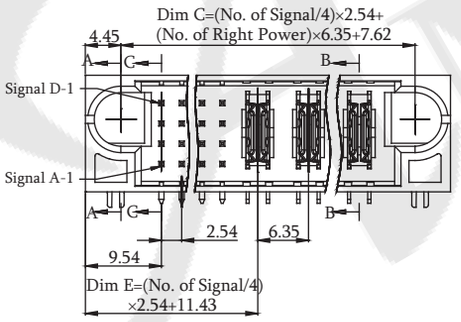

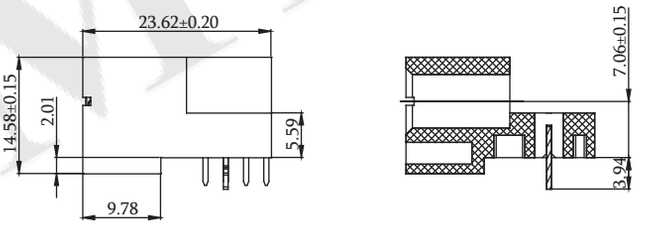

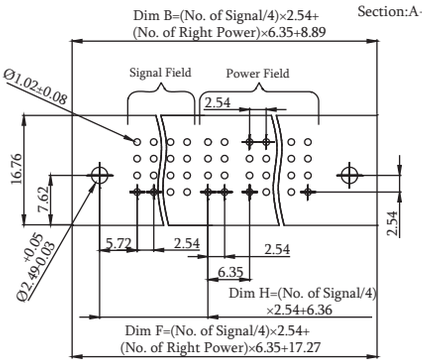

Recommended PCB Layout(Top Side)
(PCB TOLERANCE ±0.05)

ORDER INFORMATION

5 S P 1 B 1 M D R A - 0 4 X X X X X X X B A U - 0 1

- M: Male
- DR: DIP R/A
- Signal Pin No. Row
- Signal Pin No. (See Table)
- Power Pin No.Right (See Table)
- Power Pin Plated: SB:Selective 10u" / SF:Selective 15u" / SD:Selective 30u"
- Signal Pin Plated: SB:Selective 10u" / SF:Selective 15u" / SD:Selective 30u"
- B:Black
- A:Tray, W/O Cap
- U:RoHS+Hi-Temp

Power Signal Power

Pb ROHS

Table

Part No.	No.Signal (Row)	No.Signal (Pin)	No.Power (Right)	Dim A	Dim B	Dim C	Dim E	Dim F	Dim H
5SP1B1MDRA-04185XX	4	18	5	93.98	86.36	85.09	57.15	94.74	52.07
5SP1B1MDRA-04163XX		16	3	76.2	68.58	67.31	52.07	76.96	46.99
5SP1B1MDRA-04162XX			2	69.85	62.23	60.96		70.61	
5SP1B1MDRA-0414BXX		14	B=11	121.92	114.3	113.03	46.99	122.68	41.91
5SP1B1MDRA-0412CXX		12	C=12	123.19	115.57	114.3	41.91	123.95	36.83
5SP1B1MDRA-04128XX			8	97.79	90.17	88.9		98.55	
5SP1B1MDRA-04127XX			7	91.44	83.82	82.55		92.2	
5SP1B1MDRA-04123XX			3	66.04	58.42	57.15		66.8	
5SP1B1MDRA-04122XX			2	59.69	52.07	50.8		60.45	
5SP1B1MDRA-04107XX		10	7	86.36	78.74	77.47	36.83	87.12	31.75
5SP1B1MDRA-04106XX			6	80.01	72.39	71.12		80.77	
5SP1B1MDRA-04096XX		9	6	77.47	69.85	68.58	34.29	78.23	29.21
5SP1B1MDRA-04095XX			5	71.12	63.5	62.23		71.88	
5SP1B1MDRA-04093XX			3	58.42	50.8	49.53		59.18	
5SP1B1MDRA-0408JXX		8	J=18	151.13	143.51	142.24	31.75	151.89	26.67
5SP1B1MDRA-04088XX			8	87.63	80.01	78.74		88.39	
5SP1B1MDRA-04086XX			6	74.93	67.31	66.04		75.69	
5SP1B1MDRA-04084XX			4	62.23	54.61	53.34		62.99	
5SP1B1MDRA-04082XX			2	49.53	41.91	40.64		50.29	
5SP1B1MDRA-04078XX		7	8	85.09	77.47	76.2	29.21	85.85	24.13
5SP1B1MDRA-04076XX			6	72.39	64.77	63.5		73.15	
5SP1B1MDRA-0406LXX		6	L=20	158.75	151.13	149.86	26.67	159.51	21.59
5SP1B1MDRA-0406GXX			G=16	133.35	125.73	124.46		134.11	
5SP1B1MDRA-0406EXX			E=14	120.65	113.03	111.76		121.41	
5SP1B1MDRA-0406CXX			C=12	107.95	100.33	99.06		108.71	
5SP1B1MDRA-0406AXX			A=10	95.25	87.63	86.36		96.01	
5SP1B1MDRA-04068XX			8	82.55	74.93	73.66		83.31	
5SP1B1MDRA-04067XX			7	69.85	62.23	60.96	47.63	70.61	43.82
5SP1B1MDRA-04066XX			6	67.31	59.69	58.42		68.07	
5SP1B1MDRA-04064XX			4	64.77	57.15	55.88		65.53	
5SP1B1MDRA-04063XX			3	62.23	54.61	53.34		62.99	
5SP1B1MDRA-04056XX		5	6	59.69	52.07	50.8		60.45	
5SP1B1MDRA-04055XX			5	63.5	55.88	54.61	41.28	64.26	37.47
5SP1B1MDRA-04054XX			4	53.34	45.72	44.45		54.1	
5SP1B1MDRA-0404CXX		4	C=12	118.11	110.49	109.22	34.93	118.87	31.12
5SP1B1MDRA-04048XX			8	80.01	72.39	71.12		80.77	
5SP1B1MDRA-04046XX			6	72.39	64.77	63.5		73.15	
5SP1B1MDRA-04045XX			5	62.23	54.61	53.34		62.99	
5SP1B1MDRA-04044XX			4	57.15	49.53	48.26		57.91	
5SP1B1MDRA-04042XX			2	54.61	46.99	45.72		55.37	
5SP1B1MDRA-0403JXX		3	J=18	52.07	44.45	43.18		52.83	
5SP1B1MDRA-0403DXX			D=13	49.53	41.91	40.64		50.29	
5SP1B1MDRA-0403AXX			A=10	46.99	39.37	38.1		47.75	
5SP1B1MDRA-04038XX			8	55.88	48.26	46.99	28.58	56.64	24.77
5SP1B1MDRA-04036XX			6	50.8	43.18	41.91		51.56	
5SP1B1MDRA-04035XX			5	45.72	38.1	36.83		46.48	
5SP1B1MDRA-04034XX			4	120.65	113.03	111.76	22.23	121.41	18.42
5SP1B1MDRA-0402CXX		2	C=12	77.47	69.85	68.58		78.23	
5SP1B1MDRA-0402AXX			A=10	59.69	52.07	50.8		60.45	
5SP1B1MDRA-04027XX			7	54.61	46.99	45.72		55.37	
5SP1B1MDRA-04026XX			6	52.07	44.45	43.18		52.83	
5SP1B1MDRA-04024XX			4	49.53	41.91	40.64		50.29	
5SP1B1MDRA-04022XX			2	44.45	36.83	35.56		45.21	
5SP1B1MDRA-04016XX		1	6	41.91	34.29	33.02		42.67	
5SP1B1MDRA-04014XX			4	39.37	31.75	30.48		40.13	

Signal Power Conn. Male Right Angle Type

Specifications
Rating Voltage:50V
Rating Current: Power 30A Signal 2.5A
Contact Resistance:
Power 0.7mΩ Max Signal 20mΩ Max
Insulation Resistance: DC 500V
Power 10000MΩ Min Signal 500MW Min
Insulation Withstand Voltage:
Power 2500VAC/1min Signal 1000VAC/1min
Operation Temperature: -20°C to +105°C
Durability: 200 cycling

Material
Insulator: PA9T+33%G.F, UL 94V-0
Terminal Pin: Copper Alloy



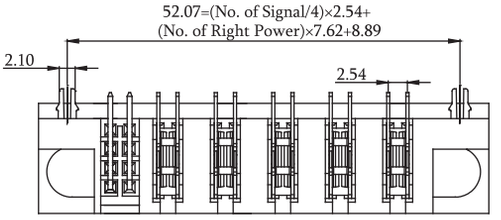

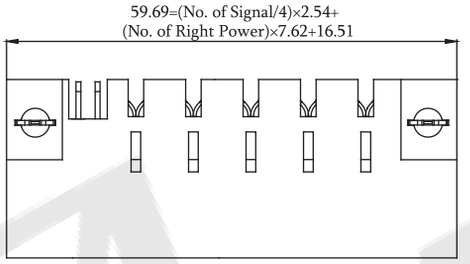

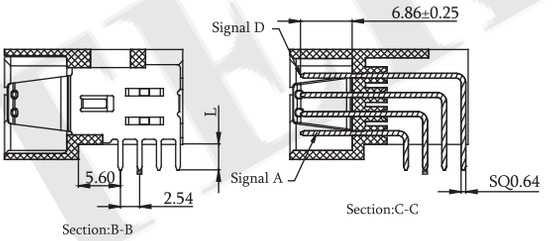

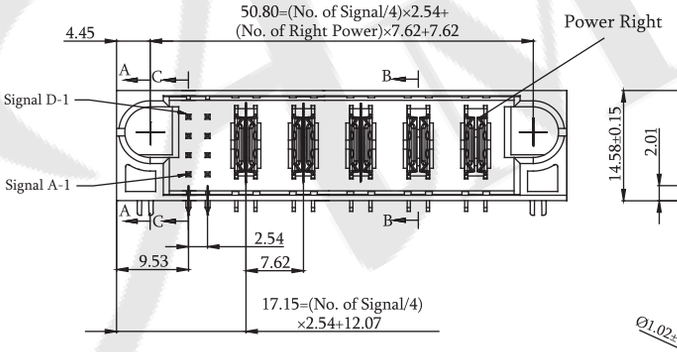

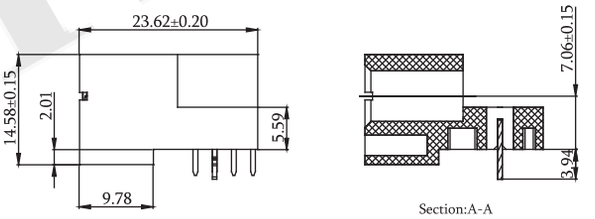

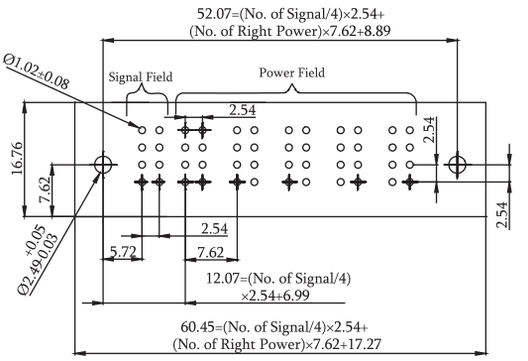

Recommended PCB Layout(Top Side)
(PCB BOARD TOLERANCE ±0.05)

ORDER INFORMATION

5 S P 2 B 1 M D R A - 0 4 2 5 X X X X X B A U - 0 1

- M: Male
- DR: DIP R/A
- Signal Pin No. Row
- Signal Pin No.
- Power Pin No.Right (See Table)
- Power Pin Plated: SB:Selective 10u" / SF:Selective 15u" / SD:Selective 30u"
- Signal Pin Plated: SB:Selective 10u" / SF:Selective 15u" / SD:Selective 30u"
- B:Black
- A:Tray, W/O Cap
- U:RoHS+Hi-Temp

Power Signal Power

Pb ROHS

Power Conn. Female Straight Type

Specifications
Rating Voltage:50V
Rating Current: Power 30A Signal 2.5A
Contact Resistance:
Power 0.7mΩ Max Signal 20mΩ Max
Insulation Resistance: DC 500V
Power 10000MΩ Min Signal 500MW Min
Insulation Withstand Voltage:
Power 2500VAC/1min Signal 1000VAC/1min
Operation Temperature: -20°C to +105°C
Durability: 200 cycling

Material
Insulator: PA9T+33%G.F, UL 94V-0
Terminal Pin: Copper Alloy

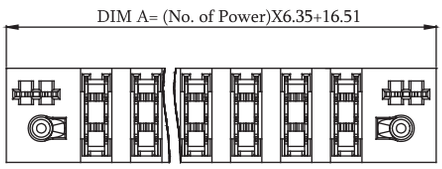

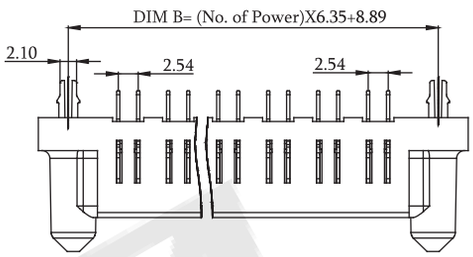

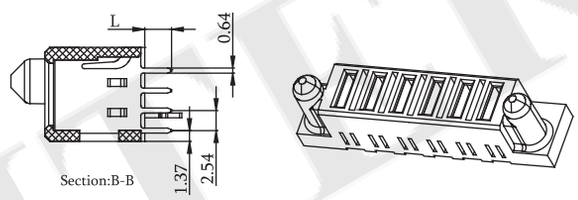

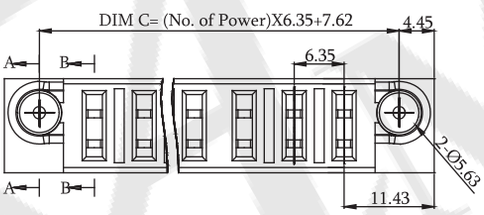

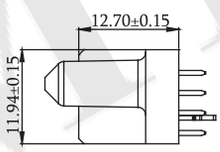

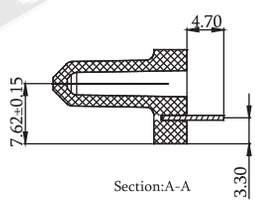

Table

Part No.	No.Power	Dim A	Dim B	Dim C	Dim F
5SP11FDSA-16XX	16	118.1	110.49	109.22	113.87
5SP11FDSA-11XX	11	86.36	78.74	77.47	82.12
5SP11FDSA-10XX	10	80.01	72.39	71.12	75.77
5SP11FDSA-09XX	9	73.66	66.04	64.77	69.42
5SP11FDSA-08XX	8	67.31	59.69	58.42	63.07
5SP11FDSA-07XX	7	60.96	53.34	52.07	56.72
5SP11FDSA-06XX	6	54.61	46.99	45.72	50.37
5SP11FDSA-05XX	5	48.26	40.64	39.37	44.02
5SP11FDSA-04XX	4	41.91	34.29	33.02	37.67
5SP11FDSA-03XX	3	35.56	27.94	26.67	31.32
5SP11FDSA-02XX	2	29.21	21.59	20.32	24.97

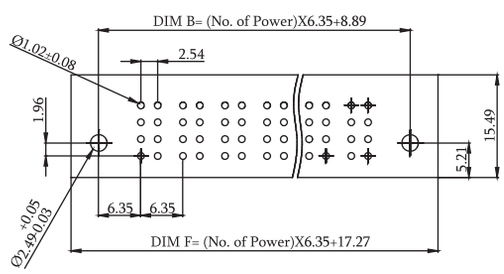

Recommended PCB Layout(Top Side)
(PCB TOLERANCE ±0.05)

ORDER INFORMATION

5 S P 1 1 F D S A - X X X X B A U - X X

- Pitch: 6.35
- F: Female
- DS: DIP Straight
- Power Pin No.
- Power Pin Plated
  - SB:Selective 10u"
  - SF:Selective 15u"
  - SD:Selective 30u"
- B:Black
- A:Tray, W/O Cap
- U:RoHS+Hi-Temp
- 01:L=3.43
- 02:L=2.29
- 03:L=4.19

Power Conn. Male Right Angle Type

Specifications
Rating Voltage:50V
Rating Current: Power 30A Signal 2.5A
Contact Resistance:
Power 0.7mΩ Max Signal 20mΩ Max
Insulation Resistance: DC 500V
Power 10000MΩ Min Signal 500MW Min
Insulation Withstand Voltage:
Power 2500VAC/1min Signal 1000VAC/1min
Operation Temperature: -20°C to +105°C
Durability: 200 cycling

Material
Insulator: PA9T+33%G.F, UL 94V-0
Terminal Pin: Copper Alloy



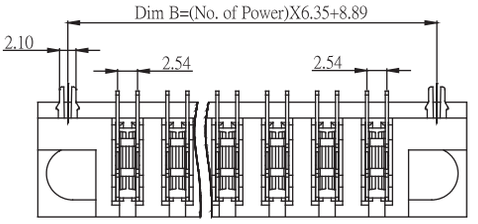

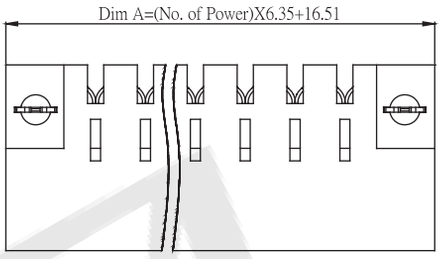

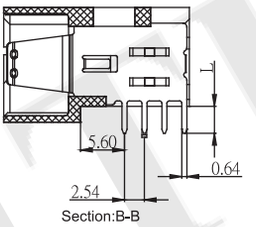

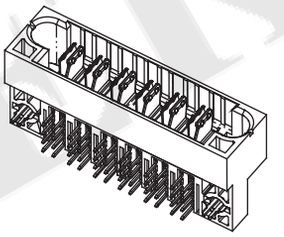

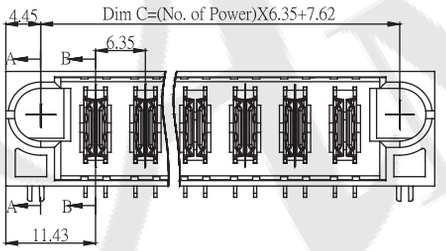

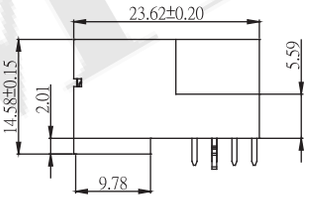

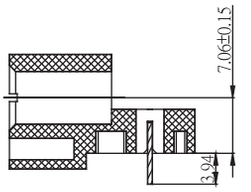

Table

Part No.	No.Power	Dim A	Dim B	Dim C	Dim F
5SP11MDRA-16XX	16	118.1	110.49	109.22	113.87
5SP11MDRA-12XX	12	92.71	85.09	83.82	88.47
5SP11MDRA-11XX	11	86.36	78.74	77.47	82.12
5SP11MDRA-10XX	10	80.01	72.39	71.12	75.77
5SP11MDRA-9XX	9	73.66	66.04	64.77	69.42
5SP11MDRA-8XX	8	67.31	59.69	58.42	63.07
5SP11MDRA-7XX	7	60.96	53.34	52.07	56.72
5SP11MDRA-6XX	6	54.61	46.99	45.72	50.37
5SP11MDRA-5XX	5	48.26	40.64	39.37	44.02
5SP11MDRA-4XX	4	41.91	34.29	33.02	37.67
5SP11MDRA-3XX	3	35.56	27.94	26.67	31.32
5SP11MDRA-2XX	2	29.21	21.59	20.32	24.97

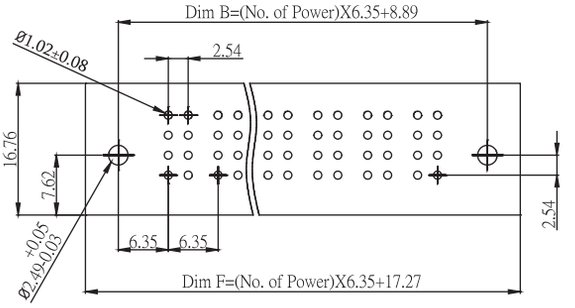

Recommended PCB Layout(Top Side)
(PCB TOLERANCE ±0.05)

ORDER INFORMATION

5 S P 1 1 M D R A - X X X X B A U - X X

- 1 1: Pitch: 6.35
- M: M:Male
- D R: DR: DIP R/A
- X X: Power Pin No.
- X X: Power Pin Plated
  - SB:Selective 10u"
  - SF:Selective 15u"
  - SD:Selective 30u"
- B: B:Black
- A: A:Tray, W/O Cap
- U: U:RoHS+Hi-Temp
- X X:
  - 01:L=3.43
  - 02:L=2.29
  - 03:L=4.19