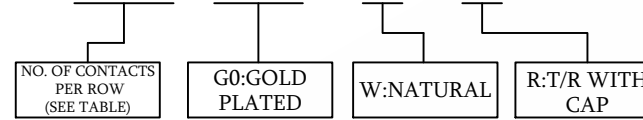


# ORDER INFORMATION

## SPECIFICATIONS

CURRENT RATING: 1A AC,DC  
 VOLTAGE RATING: 150V AC,DC  
 TEMPERATURE RANGE: -40°C ~ +105°C  $\Delta$   
 CONTACT RESISTANCE: 30 m $\Omega$  MAX.  
 INSULATION RESISTANCE: 500 M $\Omega$  MIN.  
 WITHSTANDING VOLTAGE: 500 V AC/MINUTE

5 W 1 2 5 2 G 0 - 2 X X X X X X U A 0 1

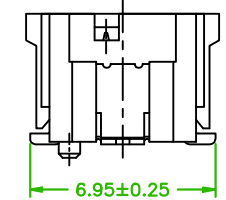
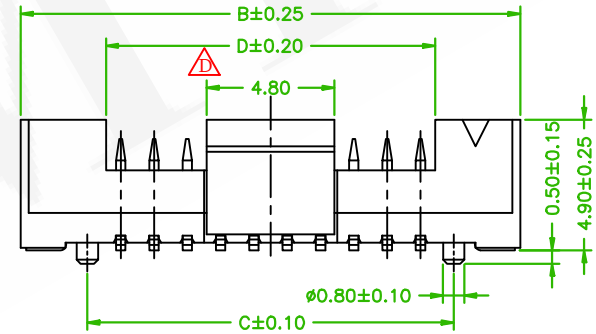
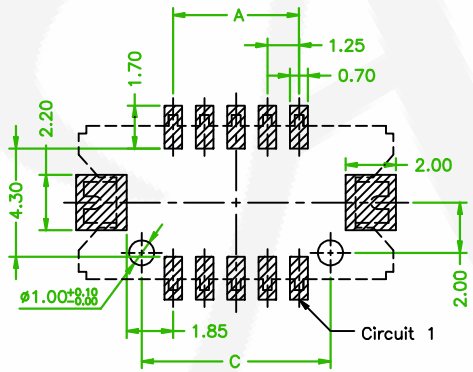
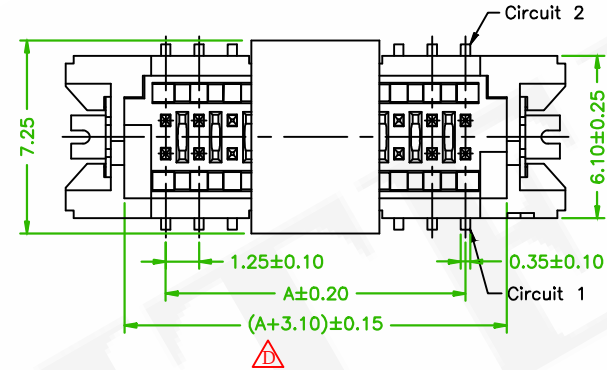


## MATERIAL

HOUSING: NYLON 6T,UL94V-0  
 CAP: NYLON 6T,UL94V-0,NATURAL  
 TERMINAL: BRASS  
 SOLDER TABS: BRASS

TABLE  $\Delta$

NO. OF CONTACTS PER ROW	Dimensions			
	A	B	C	D
05P	5.00	12.50	7.50	6.10
06P	6.25	13.75	8.75	7.35
07P	7.50	15.00	10.00	8.60
10P	11.25	18.75	13.75	12.35
15P	17.50	25.00	20.00	18.60
17P	20.00	27.50	22.50	21.10
18P	21.25	28.75	23.75	22.35
20P	23.75	31.25	26.25	24.85
21P	25.00	32.50	27.50	26.10
25P	30.00	37.50	32.50	31.10



RECOMMENDED PCB LAYOUT  
(PCB TOLERANCE  $\pm 0.05$ )

Old Part No.: 1252MS-2XXGW-U

$\Delta$	ECN 202604067	Willy	2026/05/12
$\Delta \times 2$	ECN NO.: 220528 Revise the Layout	Alice	2022/06/07
$\Delta \times 4$	ECN NO.: 201006 Revise the drawing	Benson	2020/11/03
REV.	ECN NO. OR DESCRIPTION	REVISED	DATE

懌德精密有限公司  
Amtek Technology Co., Ltd.  
TEL: 886-2-2260-6878  
FAX: 886-2-2260-8030

品名 TITLE	WAFER 1.25mm SMT V/T TYPE				頁數 Page	1/1
品號 PART NO.	5W1252G0-2XXXXXXUA01			繪圖 DRAWN	Kent 2006/12/21	
圖號 DRAWING NO.	GW090-BN357	版本 REV.	D	核對 CHECKED	Paul 2006/12/21	
客戶品號 CUSTOMER P/N		比例 SCALE	None	承認 APPROVED	James 2006/12/21	
公差 TOLERANCE	.X $\pm 0.25$	單位 UNIT	mm	THIRD ANGLE PROJECTION		
	.XX $\pm 0.15$					