

RoHS COMPLIANT

SPECIFICATION

RATED CURRENT: 0.5A
 CONTACT RESISTANCE: $\leq 100m\Omega$
 INSULATION RESISTANCE: $\geq 1000M\Omega$
 DIELECTRIC STRENGTH: 500V AC, 1 MINUTE
 MATING FORCE: 10N MAX.
 UNMATING FORCE: 0.5N MIN.
 DURABILITY: 3000 CYCLES MIN.
 OPERATING TEMPERATURE: $-40^{\circ}C \sim +85^{\circ}C$

MATERIAL

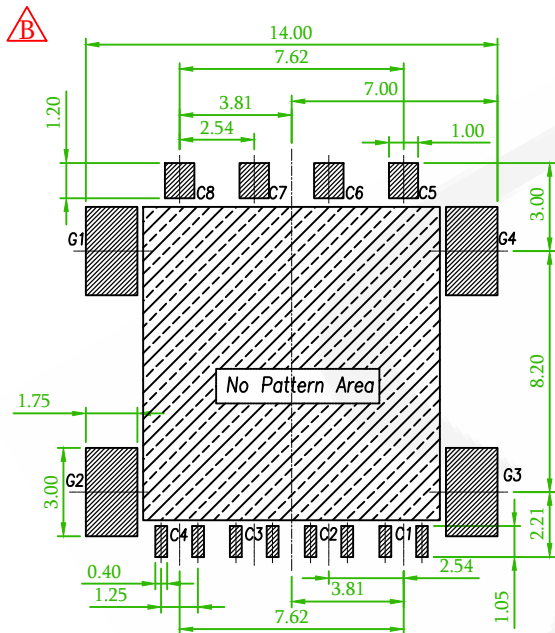
HOUSING: LCP, UL94V-0, BLACK
 TERMINAL: PHOSPHOR BRONZE
 SHELL: STAINLESS STEEL, GOLD PLATED

ORDER INFORMATION

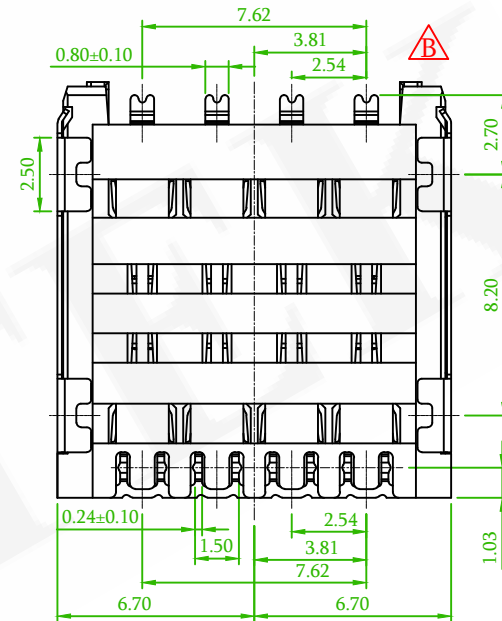
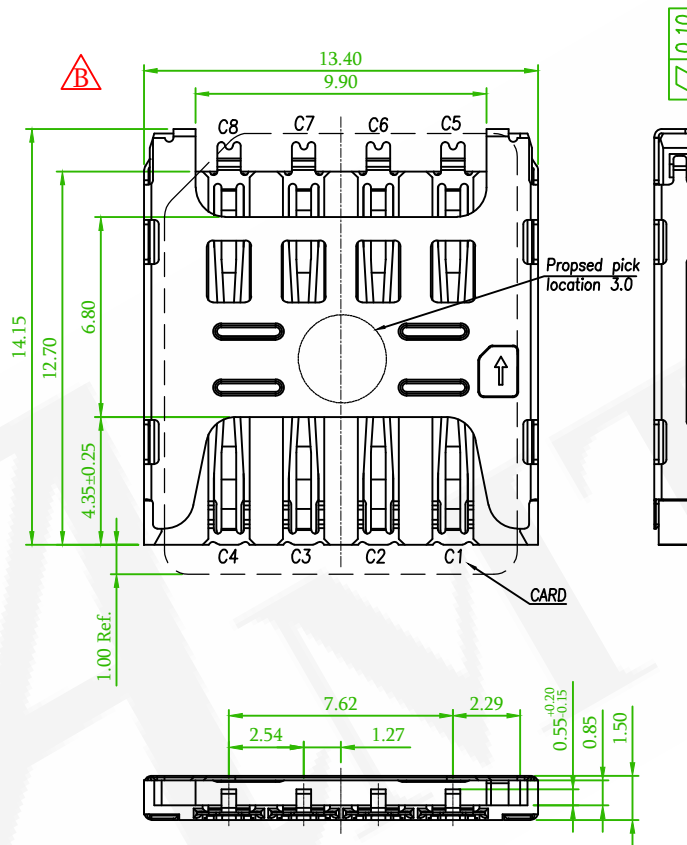
5 K M S S - 0 8 X X X X L 0 2

G0: GOLD FLASH N: W/O PEG H: T/R W/O CAP

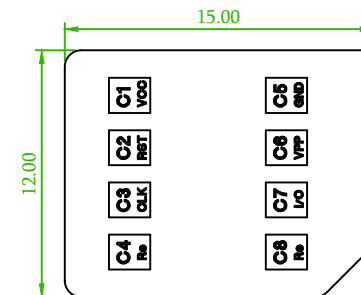
AMTEK 懋德
 2026.03.26
 Released DCC



RECOMMENDED PCB LAYOUT
 (PCB TOLERANCE ± 0.05)



PIN No.	DESCRIPTION
C1	VCC (SUPPLY VOLTAGE)
C2	RST (RESET SIGNAL)
C3	CLK (CLOCK SIGNAL)
C4	RESERVED
C5	GND
C6	VPP (VARIABLE SUPPLY VOLTAGE)
C7	I/O (DATA INPUT/OUTPUT)
C8	RESERVED
G1~G4	GND



SIM CARD

REV.	ECN-202603039 Revise the drawing	Gaby	2026/03/25
	ECN NO. OR DESCRIPTION	REVISED	DATE

懋德精密有限公司
 Amtek Technology Co., Ltd.
 TEL: 886-2-2260-6878
 FAX: 886-2-2260-8030

品名 TITLE	Micro Sim Card PUSH PULL TYPE			頁數 Page	1/1
品號 PART NO.	5KMSS-08XXXXL02			繪圖 DRAWN	Tim 2022/11/02
圖號 DRAWING NO.	GN195-TI137	版本 REV.	B	核對 CHECKED	Josh 2022/11/02
客戶品號 CUSTOMER P/N		比例 SCALE	None	承認 APPROVED	Josh 2022/11/02
公差 TOLERANCE	.X ± 0.30	單位 UNIT	mm	THIRD ANGLE PROJECTION	