ORDER INFORMATION

5	T	B	1	1	1	S	-	6	6	S	N	X	X	B	L	X	-	W	1

- 6 6 S: Series No.
- X X: No. of Poles (02~23P)
- B: B:Black
- X: B:Bag / A:Tray

Electrical (B)
Standard: UL
Rated Voltage: 300V
Rated Current: 30A
Contact Resistance:20mΩ
Insulation Resistance: 500MΩ / DC 500V
Wire Range: 22-10AWG 4.0mm²
Dielectric Voltage: AC 2000V for one minute

Mechanical
Temp. Range: -40°C ~ +105°C
Torque:1.2Nm

Material
Housing: Nylon 66, UL94V-0
Screws: M4.0, Steel, Ni Plated
Pin Header: Copper Alloy, Tin Plated

AMTEK糧德
2021.01.13
Released DCC

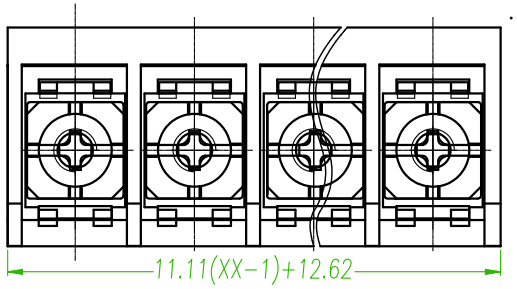

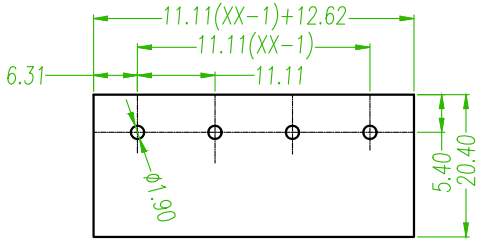

Recommended PCB Layout

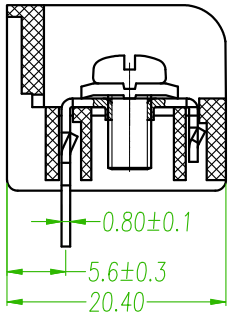

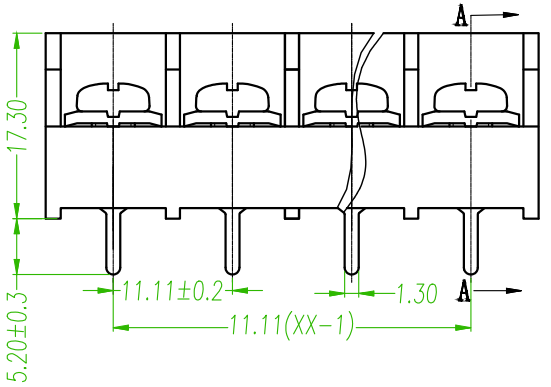

(C)

linear dimension(Tolerances Standard GB/T 14486-2008)								—	▱	⊥
variable range	to 6	over 6 to 10	over 10 to 30	over 30 to 60	over 60 to 100	over 100 to 160	over 160 to	to 10	over 10 to 100	over 100 to
tolerance	±0.20	±0.30	±0.50	±0.70	±1.00	±1.30	±1.60	0.10	0.30	0.60

REV.	ECN NO. OR DESCRIPTION	REVISED	DATE
(D)x2	ECN NO:201211 Revise the PART NO	Alice	2021/01/04
(C)x1	ECN NO:200718 Revise the Tolerance	Alice	2020/11/11
(B)x1	ECN 200102: Remove the IEC	David	2020/05/11

糧德精密有限公司
Amtek Technology Co., Ltd.
TEL: 886-2-2260-6878
FAX: 886-2-2260-8030

品名 TITLE	11.11mm Terminal Block			頁數 Page	1/1
品號 PART NO.	(D)5TB111S-66SNXXBLX-W1			繪圖 DRAWN	Roy 2019/01/02
圖號 DRAWING NO.	GN011-R1097	版本 REV.	D	核對 CHECKED	Josh 2019/01/02
客戶品號 CUSTOMER P/N		比例 SCALE	None	承認 APPROVED	Jason 2019/01/02
公差 TOLERANCE		單位 UNIT	mm	THIRD ANGLE PROJECTION	