SPECIFICATIONS

Current Rating: 0.3A 50V DC
Contact Resistance: 100mΩ Max.
Insulation Resistance: 100MΩ Min.
Dielectric Voltage: 500V AC for one minute
Operation Temperature: -16°C to +60°C
Drive Force: 250gf ± 100gf

ORDER INFORMATION

6	4	S	W	T	-	U	C	3	B	2	7	4

B

B

U: Push Button | C:DIP/Bag | No. of Contacts | B:Black

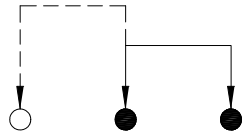

SCHEMATIC (NON-SHORTING)

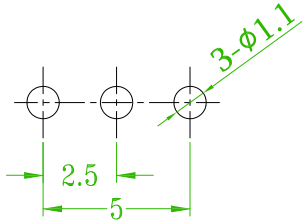

Recommended PCB Layout
(PCB TOLERANCE ±0.1)

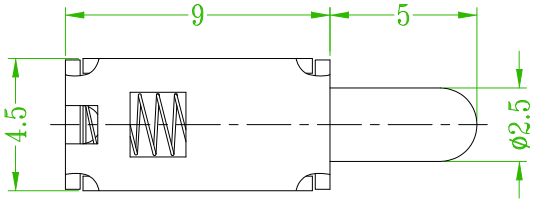

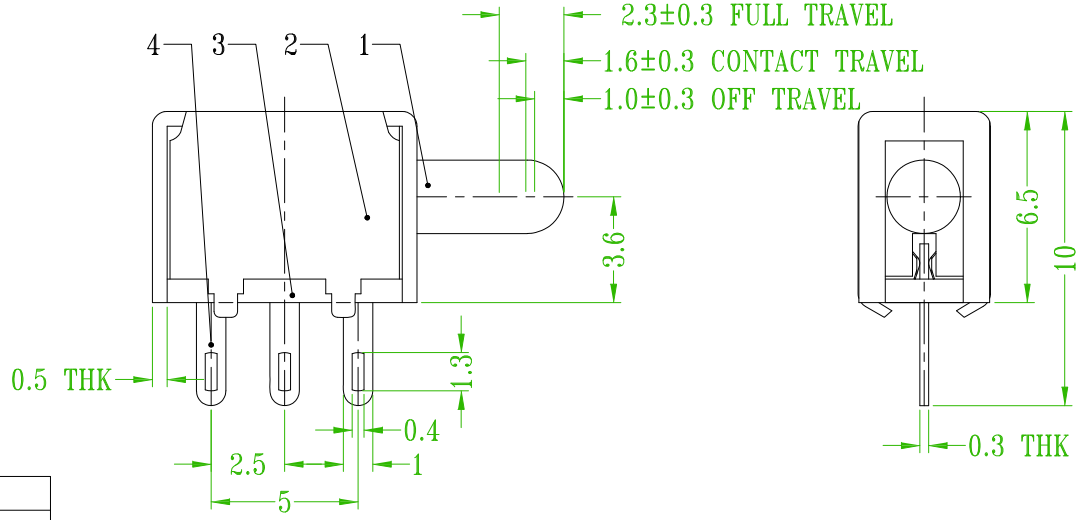

AMTEK糧德
2018.10.17
Released DCC

NO.	PARTS	MATERIALS	Q'TY	
6	SPRING	STEEL WIRE	1	NATURAL
5	CONTACT CLIP	PBS STRIP	1	Ag PLATED
4	TERMINAL	BRASS STRIP	3	Ag PLATED
3	BASE	PHENOLIC RESIN	1	NATURAL
2	FRAME	STEEL STRIP	1	Ni PLATED
1	KNOB	POM	1	BLACK

REV.	ECN NO. OR DESCRIPTION	REVISED	DATE
B x3	ECN NO.: 180820, revise the P/N: 64SWT-PC3N274 -> 64SWT-UC3B274.	Gary	2018/10/08

糧德精密有限公司
Amtek Technology Co., Ltd.
TEL: 886-2-2260-6878
FAX: 886-2-2260-8030

品名 TITLE	PUSH BUTTON SWITCH			頁數 Page	1/1
品號 PART NO.	B 64SWT-UC3B274			繪圖 DRAWN	Roy 2018/05/30
圖號 DRAWING NO.	GN167-RR543	版本 REV.	B	核對 CHECKED	Josh 2018/10/08
客戶品號 CUSTOMER P/N		比例 SCALE	None	承認 APPROVED	Jason 2018/10/08
公差 TOLERANCE	< 1.5mm ± 0.1 > 1.5mm ± 0.2	單位 UNIT	mm	THIRD ANGLE PROJECTION	