SPECIFICATIONS

Current Rating: 5 Amp
Insulator Resistance: 5000MΩ min.
Dielectric Withstanding Voltage: AC 1000V min.
Contact Resistance: 10mΩ max.
Operating Temperature: -55°C - +85°

MATERIAL

Insulator: PBT, UL94V-0
Terminal: Brass

ORDER INFORMATION

5 7 W H D S X F - X X N X X X B A - 0 1

- X (shell): 1:Tin shell + L(RoHS); 2:Nickel shell + L(RoHS)
- F: F:Female
- XX: No. of contacts (15,26,44)
- N: N:Non
- X: A:Thread Insert #4-40; B:Thread Insert #4-40 + Jack Screw #4-40 Attached
- XX: G0:Gold Flash; GD:Gold 30u"
- B: ◎B:Black insulator
- A: A:Tray

◎:Standard Recommend

AMTEK糧德
2021.01.08
Released DCC

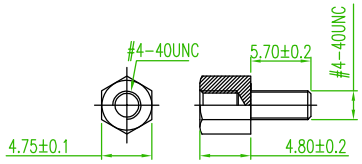

B:Thread Insert #4-40 + Jack Screw #4-40 Attached

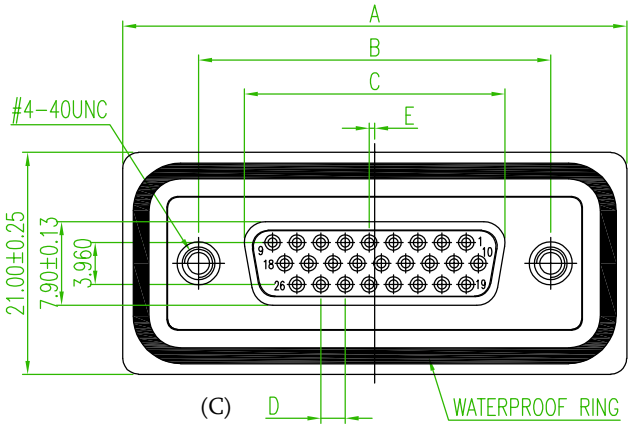

NO.	A ±0.25	B ±0.25	C ±0.13	D ±0.13	E ±0.25	F ±0.25	G ±0.25
15S	39.40	24.99	16.33	2.29	0.25	28.20	20.00
26S	47.70	33.32	24.66	2.29	0.51	36.50	28.00
44S	64.50	47.04	38.38	2.29	0.51	51.00	41.50

NO.	Total Mating Force	Total Unmating Force
15PIN	7.2 Kgf Max.	1.2 Kgf Min.
26PIN	12.7 Kgf Max.	2.1 Kgf Min.
44PIN	20.8 Kgf Max.	3.5 Kgf Min.

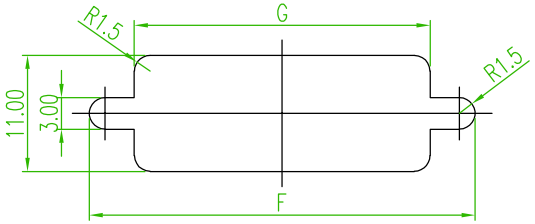

RECOMMENDED PANEL CUT-OUT



PANEL THICKNESS

Screw L=5.7 For Panel
Thickness Between 1.2~2.0mm

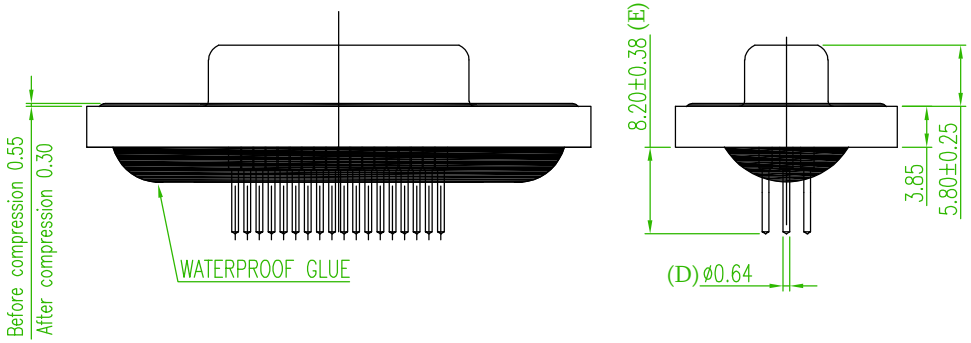

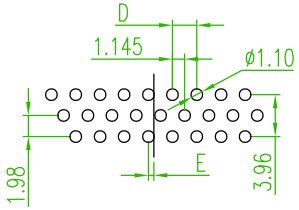

Recommended PCB Layout
(PCB TOLERANCE ±0.05)

REV.	ECN NO. OR DESCRIPTION	REVISED	DATE

糧德精密有限公司
Amtek Technology Co., Ltd.
TEL: 886-2-2268-8036
FAX: 886-2-2268-8035

品名 TITLE	WATERPROOF D-SUB DIP TYPE				
品號 PART NO.	57WHDSXF-XXNXXXBA-01			繪圖 DRAWN	Benson 2021/01/06
圖號 DRAWING NO.	GW037-BN429	版本 REV.	A	核對 CHECKED	Josh 2021/01/06
客戶品號 CUSTOMER P/N		比例 SCALE	None	承認 APPROVED	Josh 2021/01/06
公差 TOLERANCE	.X ± 0.38 .XX ± 0.25 X° ±3°	單位 UNIT	mm	THIRD ANGLE PROJECTION	