

**SPECIFICATION**

Current Rate:5 AMP  
 Insulation Resistance:1000 MΩ Min  
 Contact Resistance:30m Ω Max  
 Dielectric voltage:1000V AC for one minute  
 Operation Temperature:-55°C to +105 °C

**MATERIAL**

Insulator:High Temperature Thermoplastic,UL 94V-0  
 Contact Pin:Copper Alloy

**ORDER INFORMATION**

5 7 S H M R X F - 1 5 A X X X A - 0 1

3:Nickel shell + U(RoHS)  
 4:Tin shell + U (RoHS)

F:Female

No. of contacts

A:With Forking Grounding

◎A:Thread Insert #4-40  
 B:Thread Insert #4-40 + Jack Screw #4-40 Attached  
 C:Thread Insert #4-40 + Jack Screw #4-40 Removable + Rivet ground strap

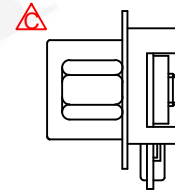
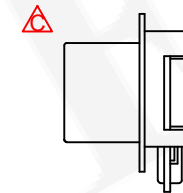
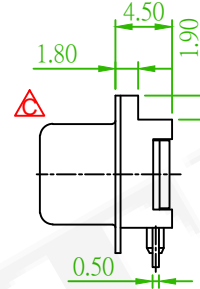
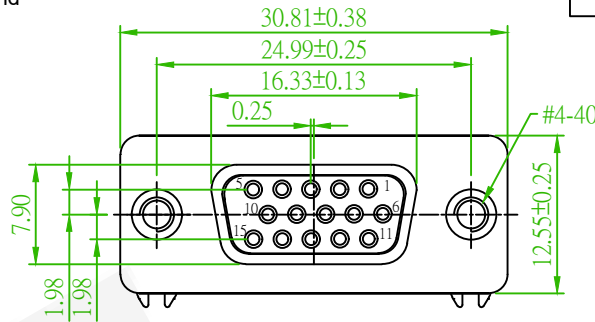
G0:Gold Flash  
 GA:5u"  
 GB:10u"  
 GC:20u"  
 GD:30u"

S0:Selective  
 SA:5u"  
 SB:10u"  
 SC:20u"  
 SD:30u"

B:Black Insulator  
 U:Blue Insulator  
 E:Green Insulator

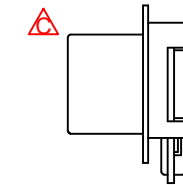
A:Tray

◎:Standard Recommend

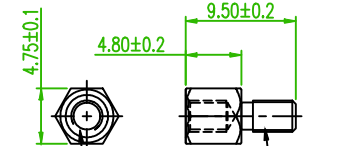


A:Thread Insert #4-40

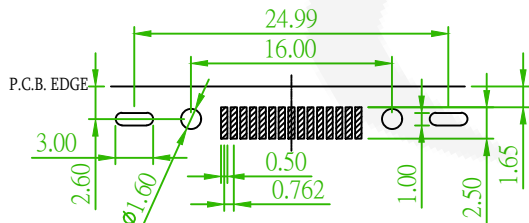
C:Thread Insert #4-40 + Jack Screw #4-40 Removable + Rivet ground strap



B:Thread Insert #4-40 + Jack Screw #4-40 Attached



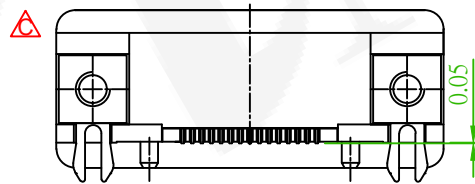
4.8x9.5 SCREW





Pin Number :

6 11 1 7 12 2 8 13 3 9 14 4 10 15 5

Recommended PCB Layout  
 (PCB TOLERANCE ±0.05)



Old Part No.:MNHDBMA-F15-U

 耀德精密有限公司 Amtek Technology Co., Ltd. TEL: 886-2-2268-8036 FAX: 886-2-2268-8035	品名 TITLE	D-SUB HIGH SLIM SMT TYPE				
	品號 PART NO.	57SHMRXF-15AXXXA-01			繪圖 DRAWN	Jeff 2015/09/08
	圖號 DRAWING NO.	GW037-NI187	版本 REV.	C	核對 CHECKED	John 2015/09/08
	客戶品號 CUSTOMER P/N		比例 SCALE	None	承認 APPROVED	John 2015/09/08
	公差 TOLERANCE	.X ± 0.25 .XX ± 0.20	單位 UNIT	mm	THIRD ANGLE PROJECTION	
	REV.	ECN NO. OR DESCRIPTION	REVISED	DATE		

△x5	ECN NO.:220122 Revise the drawing	Alice	2022/02/14
△x1	Revise the Drawing	Nick	2019/06/06
REV.	ECN NO. OR DESCRIPTION	REVISED	DATE