

SPECIFICATIONS

Current Rating: 5 AMP
 Power Rating: 20 AMP
 Insulation Resistance: 5000MΩ Min.
 Contact Resistance: 30mΩ Max.
 Dielectric Voltage: 1000V AC for one minute
 Operation Temperature: -55°C to +125°C

MATERIAL

Insulator: PBT, UL94V-0
 Contact Pin: Brass

ORDER INFORMATION

5 7 P D D R X M - D 4 B X 1 1 B B - 0 1

1: Tin Shell+L(RoSH)
 2: Nickel Shell+L(RoSH)

M: Male

B: With Boardlock

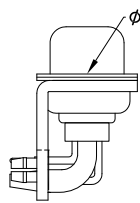
N: Ø3.05 Clear Hole
 A: Thread Insert #4-40
 H: Front Rivet #4-40, H: 5.8
 I: Rear Rivet #4-40, H: 5.8

Power Contact Plating
 1: Gold Flash

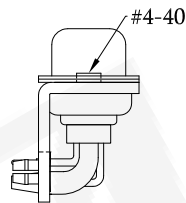
Signal Contact Plating
 1: Gold Flash

B: Black

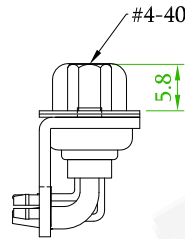
B: Bag



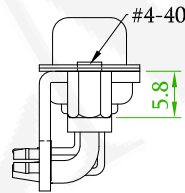
57PDDR XM-D4BN11BB-01



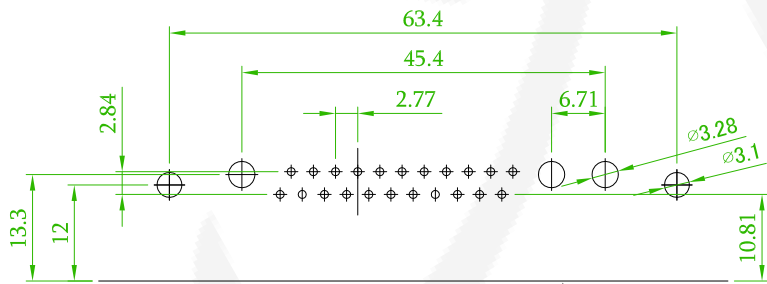
57PDDR XM-D4BA11BB-01



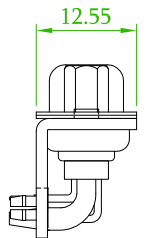
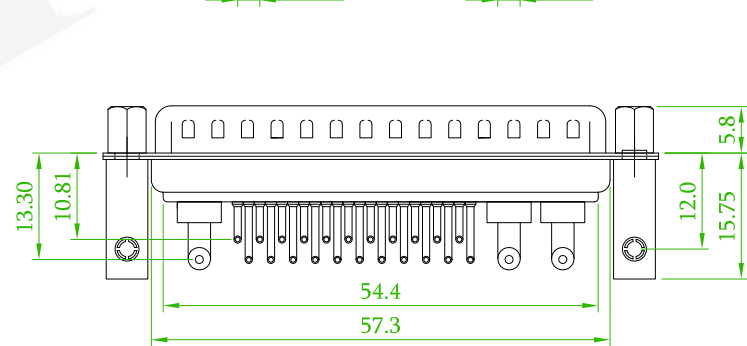
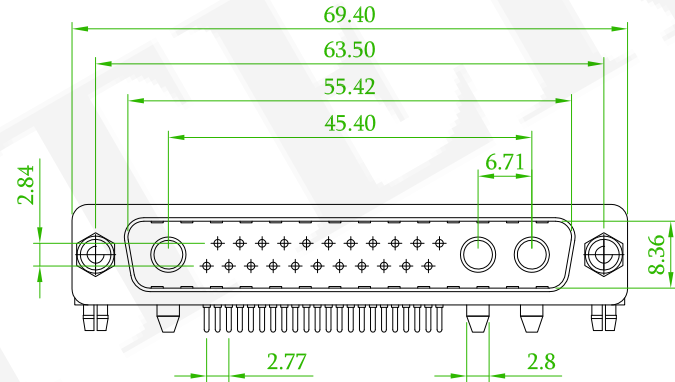
57PDDR XM-D4BH11BB-01



57PDDR XM-D4BI11BB-01



Recommended PCB Layout
 (PCB TOLERANCE ±0.1)



Old P/N: PDBR-M25W3GGBNX2-L

REV.	ECN NO. OR DESCRIPTION	REVISED	DATE
------	------------------------	---------	------

<p>Amtek Technology Co., Ltd. TEL: 886-2-2260-6878 FAX: 886-2-2260-8030</p>	品名 TITLE	POWER CONN. R/A TYPE				頁數 Page	1/1
	品號 PART NO.	57PDDR XM-D4BX11BB-01				繪圖 DRAWN	Sam 2009/11/20
	圖號 DRAWING NO.	GW006-GB030		版本 REV.	A	核對 CHECKED	Edward 2009/11/20
	客戶品號 CUSTOMER P/N			比例 SCALE	None	承認 APPROVED	James 2009/11/20
	公差 TOLERANCE	.X ± 0.25	單位 UNIT	mm	THIRD ANGLE PROJECTION		
		.XX ± 0.13					