

# CONNECTORS MANUFACTURER



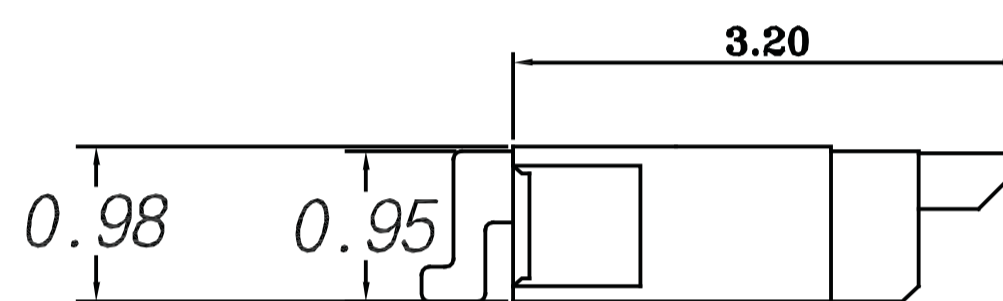
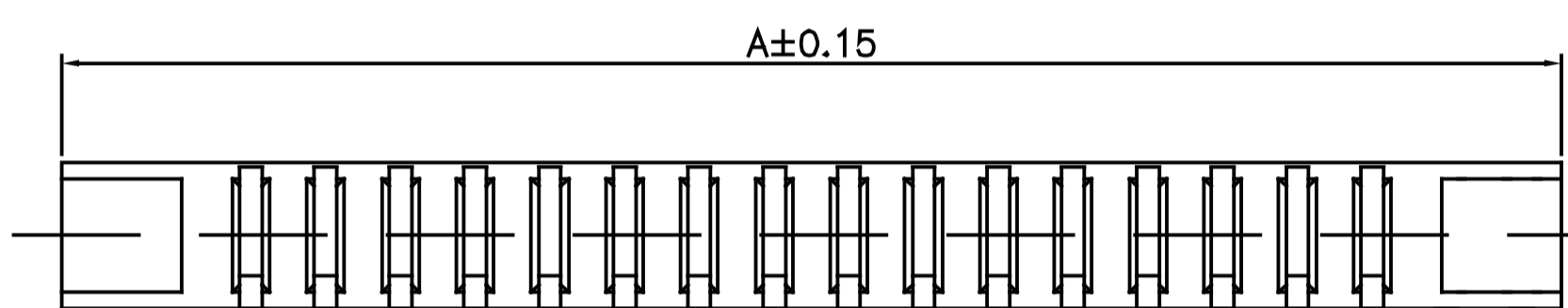
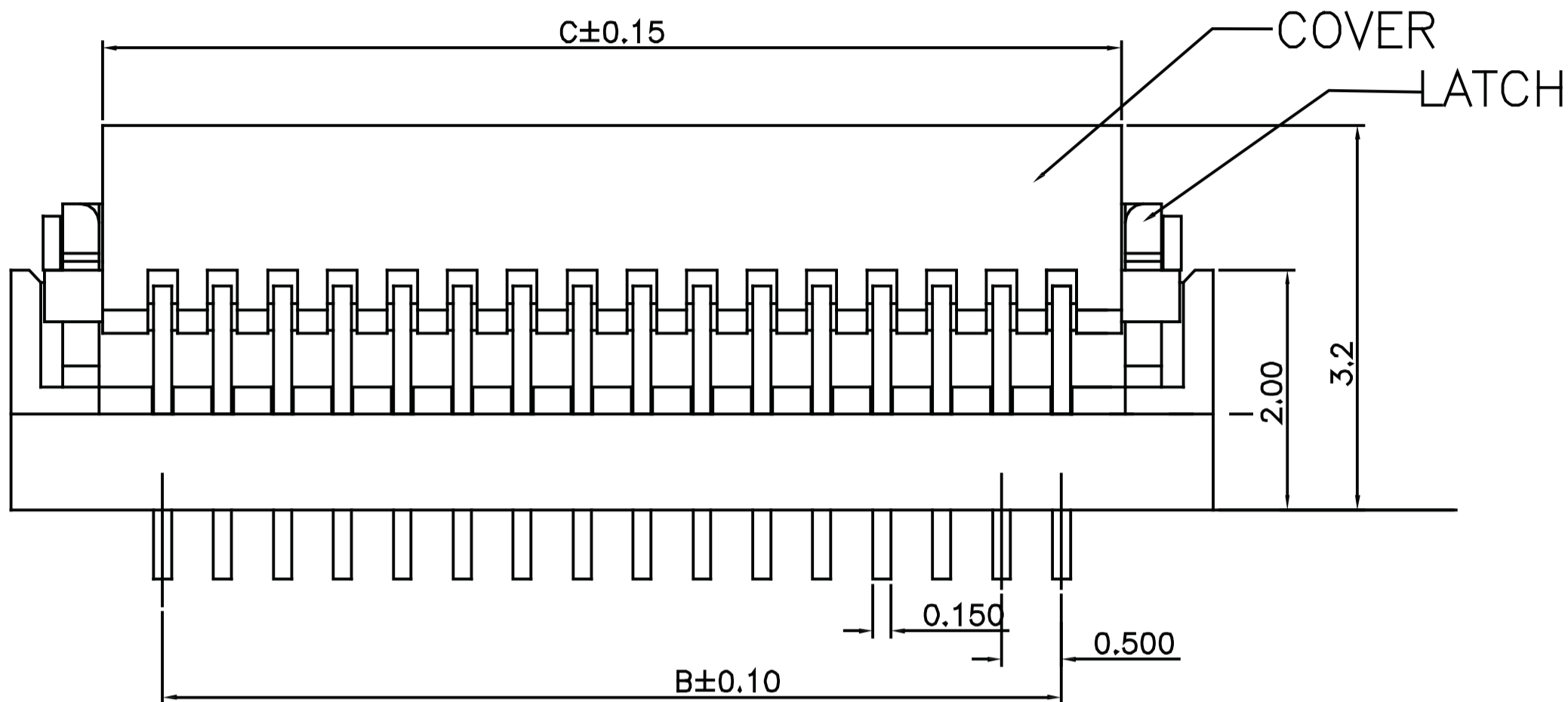

## FPC/FFC 0.5mm ZIF SMT Easy-on Type For FFC T=0.2mm

### SPECIFICATION

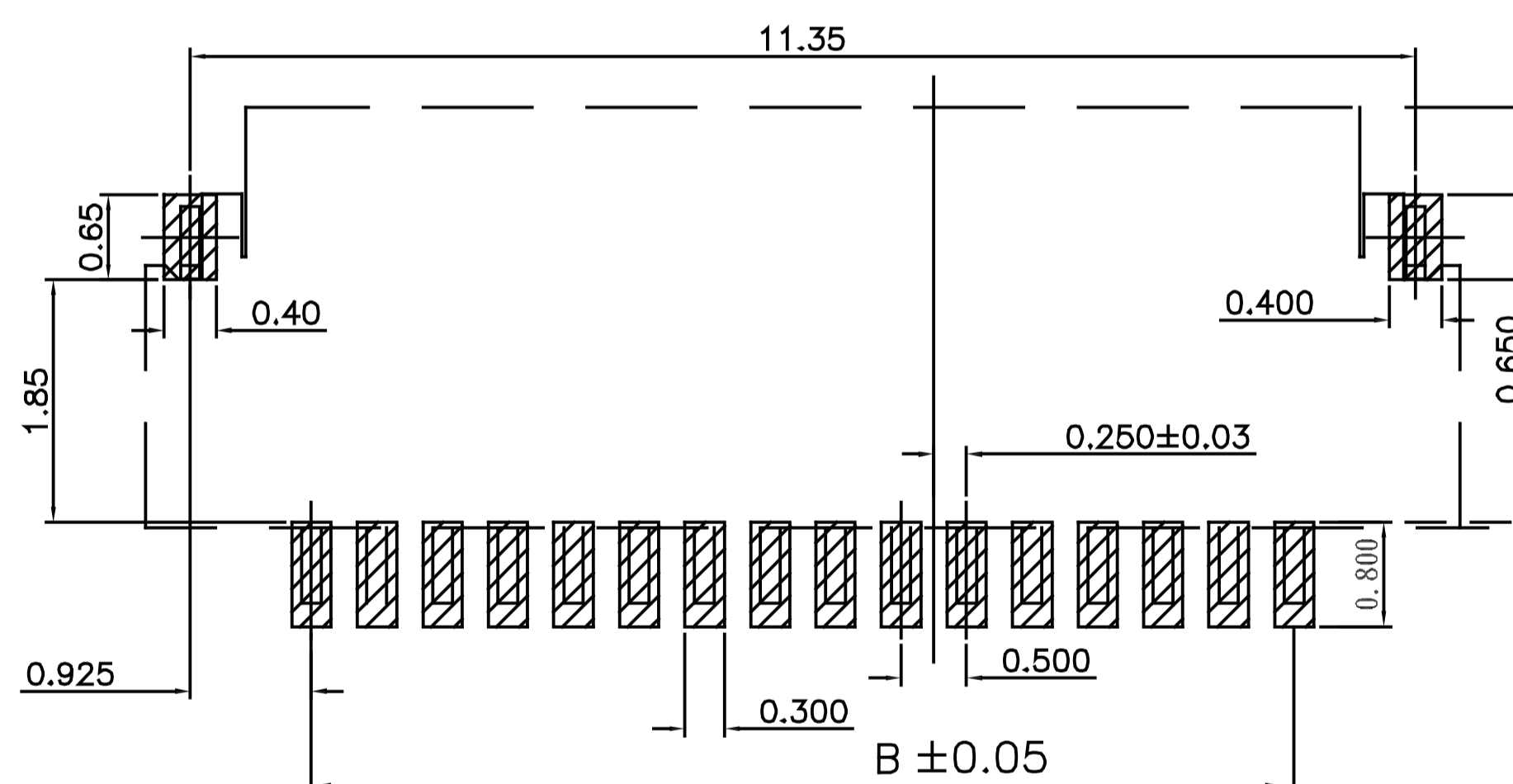
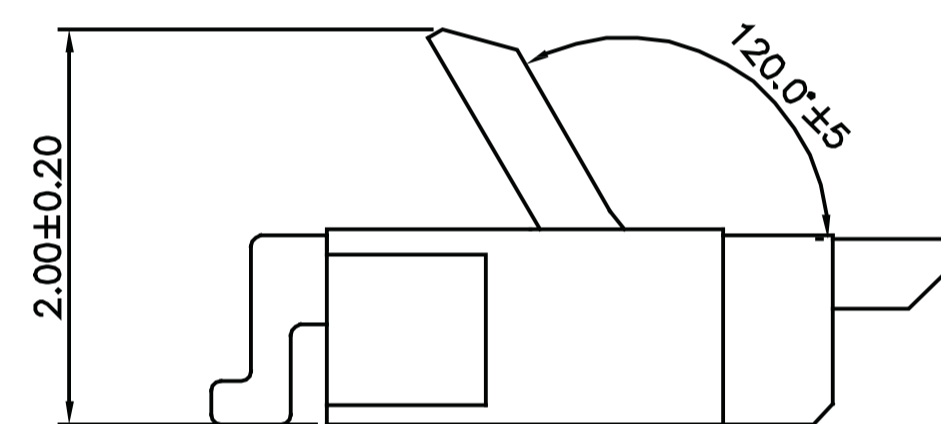
Current Rate: 0.4 AMP  
 Insulation Resistance: 500MΩ Min.  
 Contact Resistance: 20mΩ Max.  
 Dielectric Voltage: 200V AC for one minute  
 Operation Temperature: -20°C to +85°C

### MATERIAL

Insulator: Polyester, UL 94V-0  
 ©Standard: LCP  
 Contact Pin: Copper Alloy  
 Contact Plated: Tin Plated



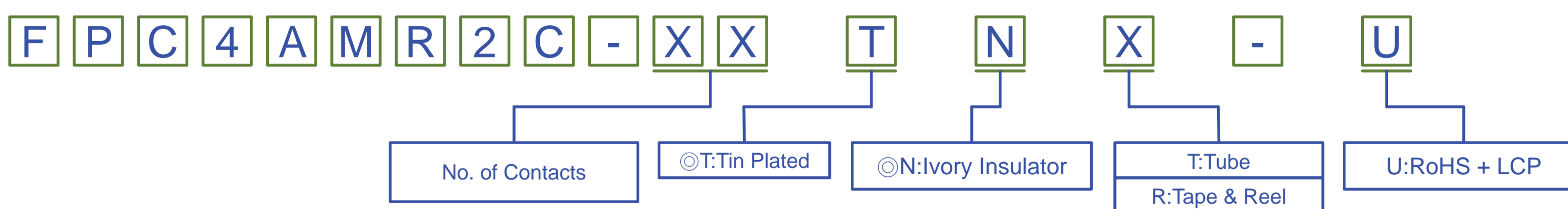
No. of Contacts	Dim. A	Dim. B	Dim. C	Dim. D	Dim. E
4	4.00	1.50	2.50	3.35	2.50
5	4.50	2.00	3.00	3.85	3.00
6	5.00	2.50	3.50	4.35	3.50
7	5.50	3.00	4.00	4.85	4.00
8	6.00	3.50	4.50	5.35	4.50
9	6.50	4.00	5.00	5.85	5.00
10	7.00	4.50	5.50	6.35	5.50
11	7.50	5.00	6.00	6.85	6.00
12	8.00	5.50	6.50	7.35	6.50
13	8.50	6.00	7.00	7.85	7.00
14	9.00	6.50	7.50	8.35	7.50
15	9.50	7.00	8.00	8.85	8.00
16	10.00	7.50	8.50	9.35	8.50
17	10.50	8.00	9.00	9.85	9.00
18	11.00	8.50	9.50	10.35	9.50
19	11.50	9.00	10.00	10.85	10.00
20	12.00	9.50	10.50	11.35	10.50
21	12.50	10.00	11.00	11.85	11.00
22	13.00	10.50	11.50	12.35	11.50
23	13.50	11.00	12.00	12.85	12.00
24	14.00	11.50	12.50	13.35	12.50
25	14.50	12.00	13.00	13.85	13.00
26	15.00	12.50	13.50	14.35	13.50
27	15.50	13.00	14.00	14.85	14.00
28	16.00	13.50	14.50	15.35	14.50
29	16.50	14.00	15.00	15.85	15.00
30	17.00	14.50	15.50	16.35	15.50
31	17.50	15.00	16.00	16.85	16.00
32	18.00	15.50	16.50	17.35	16.50
33	18.50	16.00	17.00	17.85	17.00
34	19.00	16.50	17.50	18.35	17.50
35	19.50	17.00	18.00	18.85	18.00
36	20.00	17.50	18.50	19.35	18.50
37	20.50	18.00	19.00	19.85	19.00
38	21.00	18.50	19.50	20.35	19.50
39	21.50	19.00	20.00	20.85	20.00
40	22.00	19.50	20.50	21.35	20.50



Recommended PCB Layout  
(PCB TOLERANCE ±0.05)

Part No.: FPC4AMR2C-XX-U

## ORDER INFORMATION



©: Standard Recommended

FPC/FFC Conn.

RoHS

AMTEK COMMUNICATIONS MANUFACTURING