

CONNECTORS MANUFACTURER



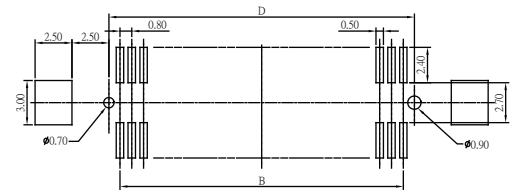
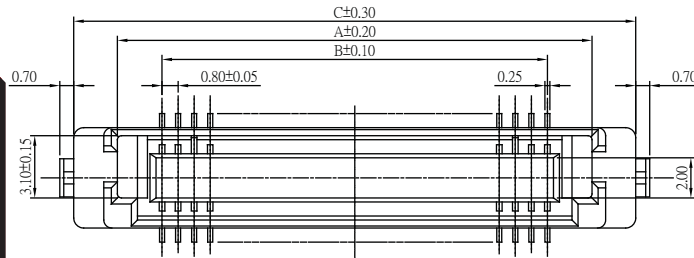
Board To Board Male 0.8mm H=4.4/6.55/9.55/12.55mm

SPECIFICATION

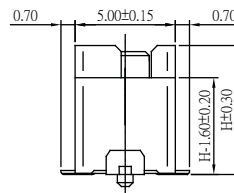
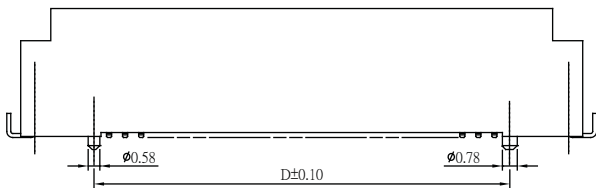
Current Rate:0.5 AMP
 Insulation Resistance:100MΩ Min.
 Contact Resistance:70mΩ Max.
 Dielectric Voltage:200V AC for one minute
 Operation Temperature:-20°C to +105°C

MATERIAL

Insulator:Polyester,UL 94V-0
 ◎Standard:LCP
 Contact Pin:Copper Alloy
 Contact Plating:Nickel In All Area , Au/Tin Over Nickel



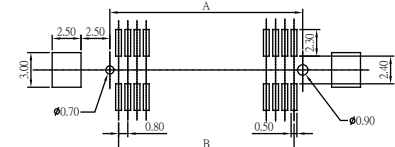
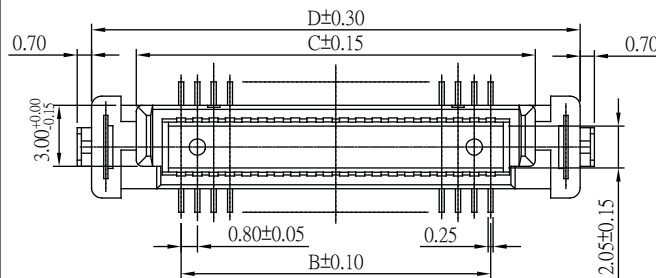
Recommended PCB Layout
(PCB TOLERANCE ±0.05)



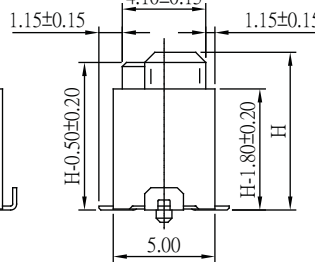
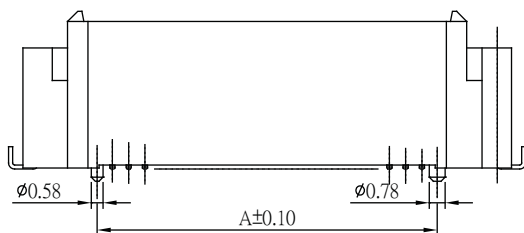
No. of Contacts	Dim. A	Dim. B	Dim. C	Dim. D
20	11.67	7.20	16.00	8.70
30	15.65	11.20	20.00	12.70
40	19.65	15.20	24.00	16.70
50	23.65	19.20	28.00	20.70
60	27.65	23.20	32.00	24.70

Part No.:BTB08ME 44/66/96/125-XX-U

Board To Board Female 0.8mm H=3.75/7.75mm



Recommended PCB Layout
(PCB TOLERANCE ±0.05)



No. of Contacts	Dim. A	Dim. B	Dim. C	Dim. D
20	8.70	7.20	11.60	16.00
30	12.70	11.20	15.60	20.00
40	16.70	15.20	19.60	24.00
50	20.70	19.20	23.60	28.00
60	24.70	23.20	27.60	32.00

Part No.:BTB08FE 38/78-XX-U

ORDER INFORMATION

B T B 0 8 X E X X - X X G B X X - U

M:Male
F:Female

Insulator Height

No. of Contacts
(20-60)

◎G:Gold Flash
S:Selective

◎B:Black Insulator

◎O:W/O Peg
P:With Peg

◎T:Tube
R:Tape & Reel

U:RoHS + LCP

Male Insulator Height	Female Insulator Height
44:Insulator Height H=4.4mm	38:Insulator Height H=3.75mm
66:Insulator Height H=6.55mm	78:Insulator Height H=7.85mm
96:Insulator Height H=9.55mm	
125:Insulator Height H=12.55mm	

◎:Standard Recommended

Mating Height See Page 1-1

Board To Board 0.8mm

RoHS